


# Developing Smart Study Skills



Good Study Habits  
Produces Good Grades!





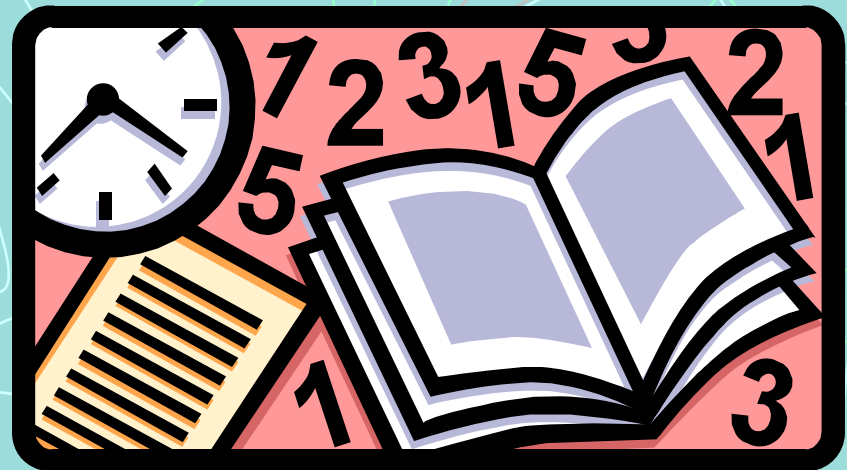
# Study Tips!

- Set a regular time to study
- Remove distractions
- Have necessary supplies
- Record assignments in an assignment book or on a calendar



# Study Tips!

- Take notes in class
- Manage your time
- Study for tests





# Find A Good Place To Study!




- ✱ This means a desk with nothing on it except what you need for the task you're on: STUDYING!
- ✱ Have a regular time and place for studying.



# Make sure you have the following:

- Your assignment notebook or calendar
- Solid flat surface for writing
- Good lighting
- Chair
- Books
- Supplies







# Make sure you have the following!

- Clock
- Eliminate all distractions
- Computer (optional)
- Wear your glasses (if you are suppose to)
- Good Health
- Something to drink (if needed)





# Before Class!



- ❖ Think about what the class is going to be about
- ❖ What were the main points covered in the last class
- ❖ Review what your assignment was for the class
- ❖ Have your Homework Assignment out on your desk – ready to turn in.
- ❖ Prepare for every subject in this manner.



# During Class!

- ❖ Does your general knowledge provide any information about the subject being taught?
- ❖ What comes to mind during the instruction that may be helpful?
- ❖ Concentrate on the subject being taught
- ❖ Take notes on the main points







# After Class!


- ❖ Review your notes and think about what was covered in class.
- ❖ Some people like to rewrite their notes as they study.
- ❖ Some people like to underline and highlight important ideas and vocabulary.





# How to Listen Better!

- ☐ Form a good habit – good listening in class!
- ☐ Concentrate on what is going on in class – do not daydream!
- ☐ You can not listen if you are talking!



# Learning to Listen!

- ☐ Good listening means you are paying attention.
- ☐ Try to hear what is said, not what you want to hear.
- ☐ Think "around" the topic and "between the lines".
- ☐ Relate it to what you already know.
- ☐ What is the main point?





# Learning to Listen!

- ☐ What is likely to be on the test?
- ☐ What is the teacher going to say next?
- ☐ Listen carefully to the assignment and write it down in your assignment book.
- ☐ Listen for these essential phrases from the teacher:  
"This is important..."  
"It is essential that you know...."



# Improving Reading Skills!

A good reader does as many of the following as possible:

- Seizes the main ideas
- Thinks about what the author is saying
- Is active, not passive
- Concentrates on what is being read
- Remembers as much as possible
- Applies what is being read to personal experience.








# The Pitcher & The Catcher!

Think of it this way:  
The author is the *pitcher*  
When you read a book  
You want to *catch* the  
Meaning.





# Taking Notes In Class!

- Be prepared to take notes when class begins.
- Avoid any distracting conduct.
- Participate constructively in class discussions.
- Ask Questions!
- Write notes in a concise, organized manner.

