

Turkey

in Disguise

A
Take
Home
Family
Project
for
Little
Learners



By: Gladys L. Appleton




Dear Families and Friends,


Please HELP us! We love turkeys, but we are trembling with fear! We are scared that many turkeys could become Thanksgiving Dinner if we don't act soon! Please help us create some disguises so that we can hide our turkeys from Farmer Brown.

Families, your child has brought home a paper turkey. Please work together to create a disguise that will keep our turkey safe from Farmer Brown. The more he does not look like a turkey, the better! We really don't want him to be eaten on Thanksgiving Day! Be creative and use materials you have on hand to create Tom Turkey's disguise (fabric, buttons, glitter, and yarn, are just an example of the materials that may be used). It would be great if your turkey looked like another animal, person, or even thing! Perhaps Tom Turkey can be disguised as a ballerina, or a pig? Maybe he could pass for a football player? Farmer Brown will never recognize Tom Turkey if he's a dinosaur! Rawr!!


Please return your child's Turkey in Disguise Project to school by _____ Thank you so much for your participation in this project! The fate of our turkeys depends on you!

Sincerely,





Turkey Template



Turkey Template

Don't eat me, I am NOT a turkey!

A large speech bubble with a thick black outline and a tail pointing to the right. Inside the bubble are six sets of primary writing lines, each consisting of a solid top line, a dashed middle line, and a solid bottom line.

**Don't eat me, I am NOT a
turkey!**

Handwriting practice lines consisting of solid top and bottom lines with a dashed midline. There are 10 sets of these lines for practice.

Name: _____

Date: _____



My turkey is not a turkey, it is a...

Handwriting practice lines consisting of solid top and bottom lines with a dashed middle line. There are four sets of these lines for writing practice.