

Mrs. McGlasson's Weekly Newsletter

May 11-14, 2020

This is our last week of assignments. Thank you for all of your hard work and for staying on top of all your child's assignments!

This week's reading is "Ben & Now" by Gene Barretta.

Please remember that these assignments are pass or fail. Doing the assignments means you pass, not doing the assignments means you fail.

Please remember to send me a picture of each assignment. All work must be turned in by Monday the 18th. Thank you!

Esta es nuestra última semana de tareas. Gracias por todo su arduo trabajo y por mantenerse al tanto de todas las tareas de su hijo!

La lectura de esta semana es "Ben & Now" de Gene Barretta.

Recuerde que estas asignaciones son aprobación o fallan. Hacer las asignaciones significa que pasas, no hacer las asignaciones significa que fallas. **Por favor, recuerde enviarme una foto de cada tarea.** Todo el trabajo debe ser entregado para el lunes 18th. ¡Muchas gracias!

ClassDojo is a very easy way to send pictures of completed work and a better way for me to keep it all organized.

ClassDojo es una manera muy fácil de enviar fotos de trabajo completado y una mejor manera para mí de mantenerlo todo organizado.

Email: dmcglasson@tatumschools.org

#: (505) 947-7212

Website: tatumschools.org

Spelling Words

Words with long vowel o or e

- | | |
|-----------|-----------|
| 1. seated | 9. bowls |
| 2. keeps | 10. crow |
| 3. speed | 11. owe |
| 4. seen | 12. grown |
| 5. means | 13. green |
| 6. clean | 14. snow |
| 7. groan | 15. peace |
| 8. roast | 16. below |

More Information:

To watch "Ben & Now" on YouTube, please go to:

https://www.youtube.com/watch?v=XJS29nhoV_Y

Please let me know if you are having

for you and for your child!

Para ver "Ben & Now" en YouTube, por favor vaya a: "

https://www.youtube.com/watch?v=XJS29nhoV_Y

Por favor, hágamelo saber si usted está teniendo dificultades con alguna de las lecciones. ¡Estoy aquí por ti y por tu hijo!

Thank you, Mrs. McGlasson

Instructions for May 11-14, 2020

Monday – Spelling Word Sort, Vocabulary Definitions

Root Words

Math: Even or Odd Answers

Read the text "Now & Ben" by Gene Barretta

Tuesday – Vocabulary Pictures, Root Words

BrainPOPJr video: click on Math, then Number Sense, then Rounding. After watching the video take a quiz then do the worksheet "It's a Rounding Round-Up"

Listen to text "Now & Ben" using the link to a YouTube video on the newsletter.

Wednesday – Watch BrainPOPJr video – Click on Science, then Matter, then Physical & Chemical Changes. After watching the video take a quiz then do the activity called "Make your own volcano to learn about physical and chemical changes"

Read the text "Two of Everything" again then complete **Inventions**

Thursday – Virtual Field Trip Day!

Watch YouTube video and complete assignment.

Lunes – Spelling Word Sort, Definiciones de vocabulario

Palabras raíz

Matemáticas: Respuestas pares o impares

Lee el texto "Now & Ben" de Gene Barretta

Martes – Imágenes de vocabulario, palabras raíz

BrainPOPJr video: haga clic en Matemáticas, luego En Sentido numérico, luego en Redondeo. Después de ver el video tomar un cuestionario y luego hacer la encomienda "Es un redondeo de redondeo"

Escucha el texto "Now & Ben" usando el enlace a un video de YouTube en el boletín.

Miércoles – Ver BrainPOPJr video – Haga clic en la ciencia, luego la materia, a continuación, los cambios físicos y químicos. Después de ver el video tomar un cuestionario y luego hacer la actividad llamada "Hacer su propio volcán para aprender acerca de los cambios físicos y químicos"

Lee el texto "Dos de todo" de nuevo y luego completar las **invenciones**

Jueves – ¡Día de viaje de campo virtual!

Ver vídeo de YouTube y completar la asignación.


Name: _____

Monday 5-11-2020

Spelling Word Sort


seated	keeps	speed	seen
means	clean	groan	roast
bowls	crow	owe	grown
green	snow	peace	below

Directions: Sort the spelling words from above into the correct column.

Words with oa	Words with ow	Words with ee	Words with ea
			

Directions: Fill in each blank with a spelling word from the boxes above.

1. I can't wait for it to _____ in the mountains.
2. Mom put cereal in all of our _____.
3. I used a _____ crayon to color the grass.
4. We could hear the injured animal _____.
5. We always _____ our house on Sunday.
6. The _____ was sitting in the tree.
7. Your feet go _____ your desk.
8. I _____ you money for buying me lunch.
9. It took a while to _____ the vegetables.
10. It seemed like the plant had _____ overnight.



Name: _____ Monday 5-11-2020

VOCABULARY Definitions

inventions, remarkable, designed, amounts,
accomplishments, achieve, composed, result

Directions: Write the word that matches each definition.

wrote

things people achieve

quantities


reach

very uncommon

objects people created

something that happens

planned how it should look



machines people created

succeed in doing something

created something

things people do successfully

impressive

a consequence

how much of different things

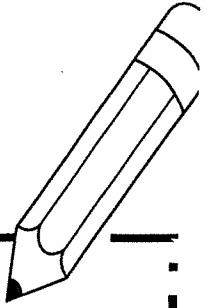
wrote new music or stories

Name: _____

Monday 5-11-2020

ROOT WORDS

VOCABULARY STRATEGY



ROOT WORD = A simple word that is part of another word; a base word. A root word can be made into other words by adding prefixes or suffixes.

You can often figure out the meaning of an unknown word by looking for a root word you know.

Directions: Read each sentence that contains an underlined word with a root word. Then, write the root word and the prefix or suffix.

Sentence	Root Word	Prefix or Suffix
I was <u>unable</u> to open the heavy door by myself.	able	un
We had to <u>reheat</u> our left-overs.		
My painting was so <u>colorful</u> .		
I wanted to <u>reread</u> the book since I enjoyed it.		
I treat all my friends <u>kindly</u> .		
We had to <u>preheat</u> the oven before cooking.		

Monday 5-11-2020 Name _____

Solve each problem then cut them out and paste in the correct column.

Even Answer

Odd Answer

Monday 5-11-2020

• | CCS 2.OA.B.2-2.OA.C.3

$8+8=$

$3+2=$

$7+5=$

$6+3=$

$5+3=$

$10+3=$

$12+2=$

$5+6=$

$4+8=$

$7+6=$

$10+4=$

$8+5=$

$7+7=$

$9+2=$

$12+4=$

$11+4=$


$6+8=$

$10+7=$

Name: _____

Tuesday 5-12-2022

Vocabulary Pictures



Directions: Draw a picture to show your understanding of each vocabulary word.

Draw a picture of a popular INVENTION:

Draw a picture of something REMARKABLE:

Draw a picture of a new t-shirt you can DESIGN:


Draw a picture of two people who eat different AMOUNTS of food:

Draw a picture of something you have ACCOMPLISHED this year:

Draw a picture of something you hope to ACHIEVE in the future:

Draw a picture of something you can COMPOSE:

Draw a picture of something that can happen as a RESULT of wind:



Name: _____

Tues. 5-12-2020

ROOT WORDS

VOCABULARY STRATEGY



Directions: Read each word in the chart with a prefix or suffix. Then, write the root word within the word. Finally, write a sentence using the word with a prefix or suffix to show the meaning of the word.


Word with a Prefix or Suffix	Root Word	My Sentence
preschool		
nicely		
redo		
untie		
moveable		
hopeful		
precook		



It's a rounding round-up! Round the numbers to the nearest tens or hundreds.

Name: _____

Tues. 5-12-2020



Round the numbers to the nearest ten!

49 _____

55 _____

18 _____

49 _____

42 _____

99 _____

71 _____

13 _____

23 _____

24 _____

9 _____

65 _____

87 _____

26 _____

61 _____

102 _____

855 _____

485 _____

684 _____

910 _____

99 _____

525 _____

293 _____

779 _____

197 _____

808 _____


650 _____

443 _____

566 _____

631 _____

Round the numbers to the nearest hundred!





Make your own volcano to learn
about physical and chemical changes.

Wed. 5-13-2020

Name: _____

You'll need:

a bottle

a baking pan

1 cup vinegar

1 tablespoon baking soda

red food coloring

dirt or clay

1. Pour the red food coloring into the cup of vinegar.

2. Pour the red vinegar into the bottle.

3. Place the bottle on the baking pan.

4. Shape dirt or clay around the bottle to form a volcano. Leave the mouth of the bottle open.


5. Pour the baking soda into the bottle, and observe.

What are some properties of the vinegar?


What are some properties of the baking soda?

What happened when you mixed vinegar with baking soda? Draw a picture.

Before they mixed:



After they mixed:




Is this is a physical or chemical change? How do you know?

Name: _____ Wed. 5-13-2020

inventions

Directions: In "Now and Ben", Ben Franklin created many inventions that are still used today. Think of an invention you could create that might still be used in the future. You can think of an object and how it could be improved, or you could create a totally new object or machine.



Thur. 5-14-2020

Virtual Field Trip to the Mysuru Zoo

Watch the 25 minutes YouTube video below:

<https://www.youtube.com/watch?v=Mub7HHeuNbc>

Draw a picture of one of the animals and tell me one interesting fact you learned about the animal from watching this video.



What is one interesting fact you learned about a zoo while watching this video?

