



School Budgets SY 2023-2024

January – March 2023

Agenda

- Purpose
- Review the DOE's budget
- Review Fair Student Funding
- Proposed Changes for FY 2024

Where can I find information about my school's budget?

Overview **School Quality** **Reports**

Building Accessibility Profile

Facilities

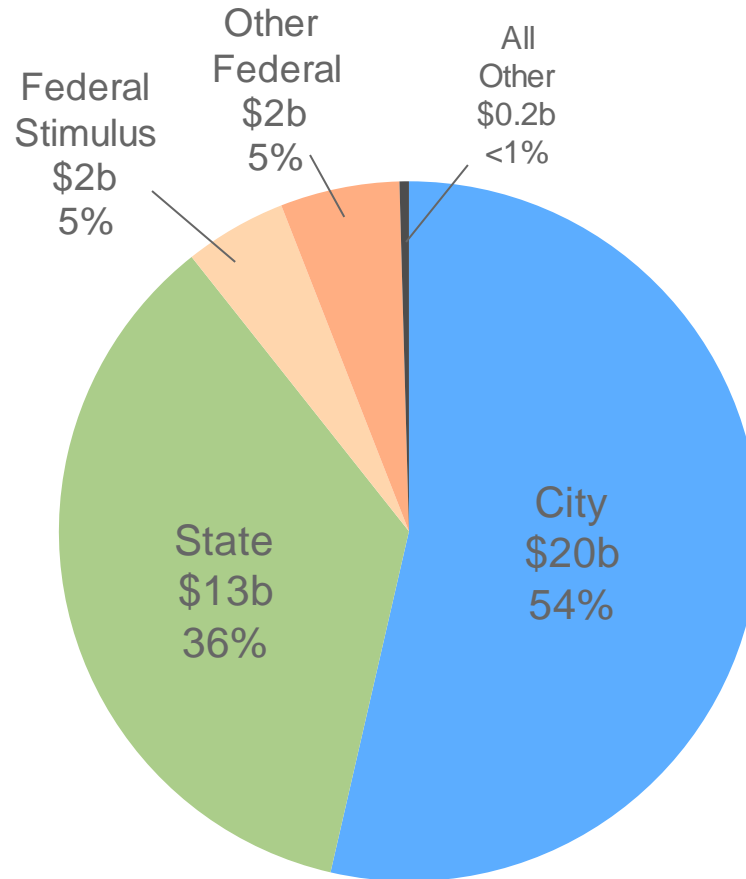
Budget and Finances

- [Fair Student Funding Overview](#)
- [Fair Student Funding Detail](#)
- [Galaxy Allocation](#)
- [Budget Summary](#)
- [Expenditure Report](#)

- **Step 1:** Choose a school
- **Step 2:** Select the Reports Tab
- **Step 3:** Open “Budget and Finances”
- **Step 4:** Review reports
 - **FSF Overview & Detail:** Fair Student Funding Allocation at the beginning of the year
 - **Galaxy Allocation:** Current budget by source of funding
 - **Budget Summary:** Current budget by use of funding
 - **Expenditure Report:** Summary of spending for the year (after the year is complete)

Where Does Our Funding Come From?

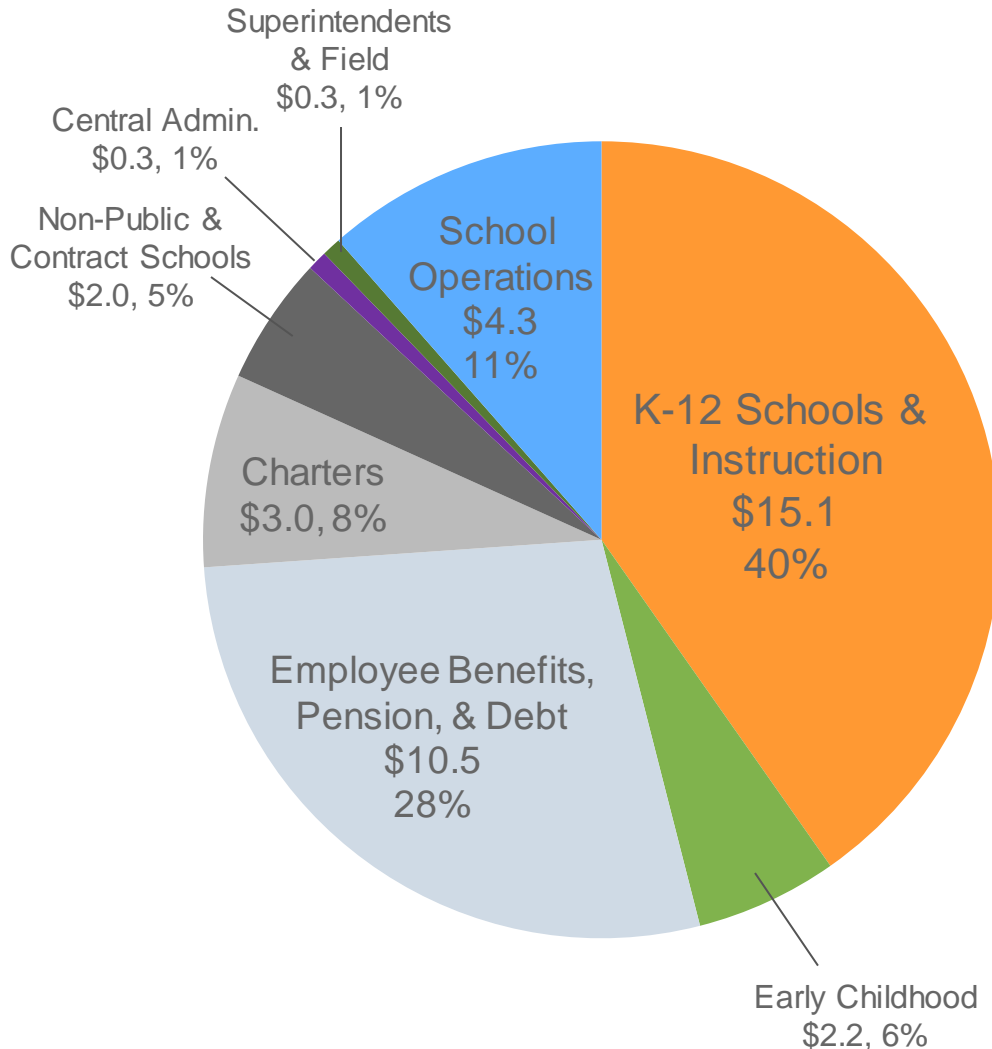
- Our budget for the 2022-23 school year (fiscal year 2023) is **\$37.6 billion**.
- We estimate we will spend over **\$31,000** per student this year.



Funding generally comes from income and corporate taxes, property taxes, and sales taxes.

How Is NYC Public Schools' Budget Spent?

(\$ in billions)



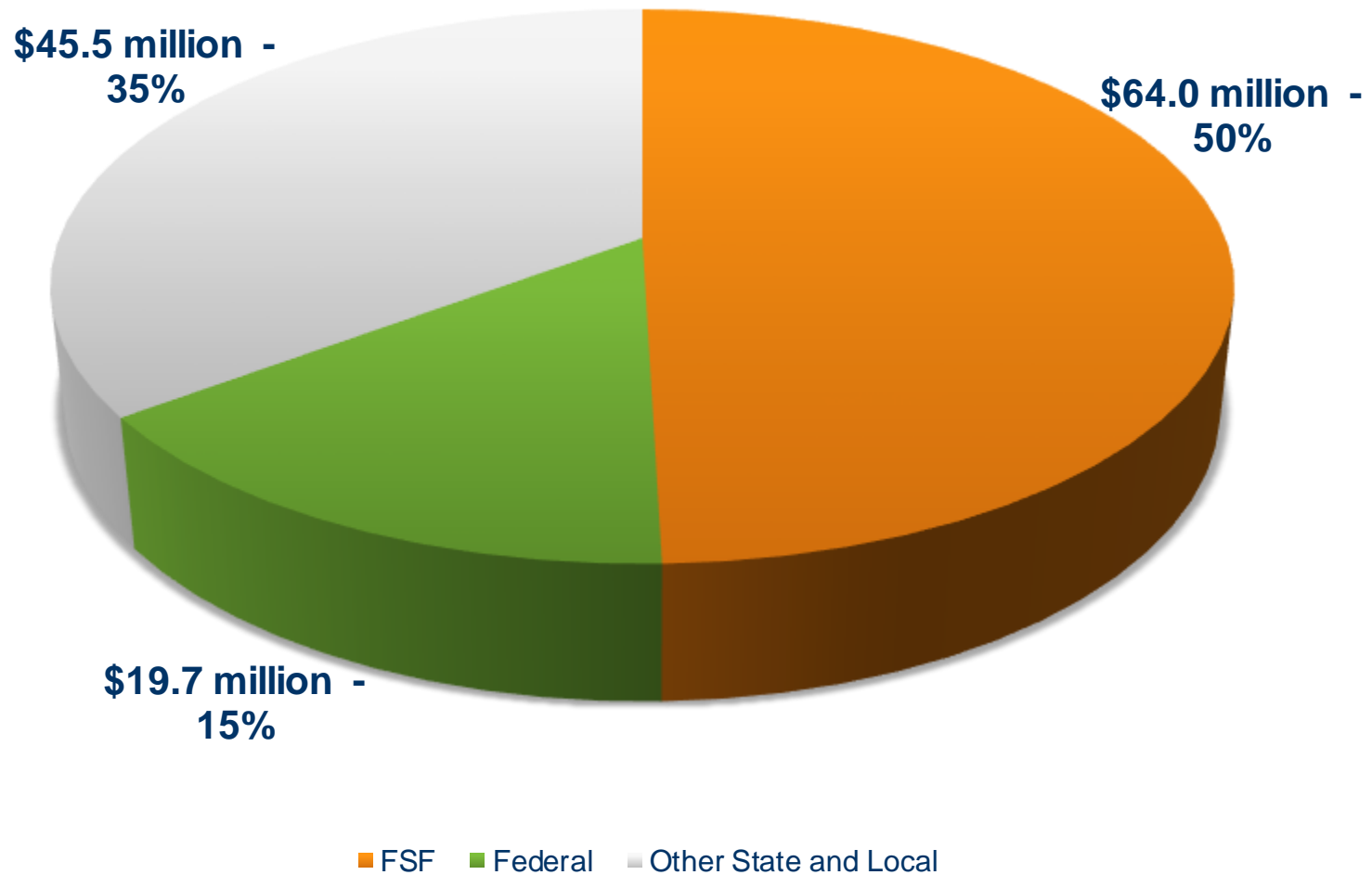
Off the top:

- **\$10.5 billion** goes to employee benefits, pension, and debt
- **\$3 billion** goes to state-mandated payments to charter schools
- **\$2 billion** goes to non-public & contract schools as per special education mandates

Of the remaining:

- **\$15.1 billion** goes to K-12 schools & instruction
- **\$2.2 billion** goes to early childhood programs
- **\$4.3 billion** goes to school operations
- About **\$300 million** – or 1% - goes to our central administrative offices.
- Another **\$300 million** – or 1% - goes to superintendents and field offices.

District 23 (PK-12) 2022-2023 School Budget Total: \$129 million



Who decides how the money is spent at the school level?

- Principals have a great deal of flexibility in deciding how this funding is spent so that they can target it to student and community needs.
- Principals along with their School Leadership Teams (SLTs) create the school's Comprehensive Educational Plan (CEP) based on school specific instructional needs and priorities.
- Principals work with their SLTs to create the school's budget, to pay for the instructional program detailed in the CEP.
- Superintendents supervise the Principal in this process and must approve all school budgets and their alignment with the school's CEP.

What is Fair Student Funding (FSF)?

- Fair Student Funding (FSF) is the largest funding stream that we provide to schools, and it is based on the **number of student enrolled at each school + the specific needs of those students**.
- Student needs are “weighted” based on the cost of meeting a student's educational need (e.g., academic needs, special education needs); and schools get more money for students with greater needs.
- FSF makes up about **two-thirds of most K-12 NYCPS school budgets**.
 - Other funding sources include federal funding streams, such as Title I, Title III, IDEA (special-education funding), or other targeted allocations for specific initiatives.
 - Charter schools, 3K, PreK, Mandated Individual Education Plan (IEP/special-ed) related services and IEP paraprofessionals (e.g., speech teachers, occupational therapists, and 1:1 paraprofessionals) are funded separately.
- **FSF provides principals/schools with substantial flexibility to tailor spending to school and community needs.** They can use for classroom teachers (including special education teachers and paraprofessionals), guidance counselors, social workers and classroom resources and materials.

Fair Student Funding: How Does it Work?

Four Building Blocks Combine to create each school's FSF Allocation



- **Foundation:** All schools receive \$225,000 each.
- **Collective Bargaining:** Contractual pay increases for school staff.
- **Per Capita:** The dollar value of an FSF student weight of 1. This is updated every year to reflect any changes to the citywide average teacher salary; it was approximately \$4,200 this year.
- **Number of students enrolled** at each school, and the **specific needs of those students**.
 - Pupil needs are “weighted” based on the cost of meeting the educational needs.
 - See next slide for the table of weights.

SY 2022-2023 Fair Student Funding Weights

<u>Grade Base Weight</u>	<u>Weight</u>
Grades K-5	1.00
Grades 6-8	1.08
Grades 9-12	1.03

<u>Academic Intervention</u>	<u>Weight</u>
Poverty K-12	0.12
Below Standards 4-5	0.25
Below Standards 6-8	0.35
Below Standards 9-12	0.25
Well Below Standards 4-5	0.40
Well Below Standards 6-8	0.50
Well Below Standards 9-12	0.40
Heavy Graduation Challenge (OAUC) ¹ Over-the-Counter (OTC) 9-12	0.40

<u>English Language Learners</u>	<u>Weight</u>
Standalone English as a New Language (ENL) K-5	0.40
Standalone English as a New Language (ENL) 6-12	0.50
Bilingual K-5	0.44
Bilingual 6-12	0.55
Commanding K-5	0.13
Commanding 6-12	0.12
Students with Interrupted Formal Education (SIFE)	0.12

<u>Special Education</u>	<u>Weight</u>
Low Intensity <=20%	0.56
Moderate Intensity 21% to 59%	1.25
Less Inclusive >=60% K-8	1.18
Less Inclusive >=60% 9-12	0.58
More Inclusive >=60% K	2.09
More Inclusive >=60% 1-12	1.74
Post IEP Transitional Support	0.12

<u>Portfolio High Schools</u>	<u>Weight</u>
Career and Technical Education (CTE) Tier 1	0.26
Career and Technical Education (CTE) Tier 2	0.17
Career and Technical Education (CTE) Tier 3	0.12
Career and Technical Education (CTE) Tier 4	0.05
Specialized Academic	0.25
Specialized Audition	0.35
Transfer Heavy Challenge (OAUC) ¹	0.40
Transfer Non-Heavy Challenge	0.21

How The FSF Weights Work – If the Per Capita Were \$1



MOVING FORWARD –

Improving Fair Student Funding (FSF) (1 of 2)

- While our funding methodology directs additional resources to schools with many high-need students....
 - For example, we know that our schools with the highest share of students in poverty have received an average of 26% more per capita funding than our schools with the lowest share of students in poverty.
 - Similar patterns exist for students in temporary housing (27%), students with disabilities (36%) and English language learners (14%).

Improving Fair Student Funding (FSF) (2 of 2)

- We believe improvements can be made to FSF.
- As a result, the Chancellor created a working group, which met this summer and fall and issued their final recommendations in early November.
- The Working Group was tasked with:
 - Reviewing and making recommendations relating to the Fair Student Funding formula, including the categories, types of students, grade levels, and weights within the formula, in order to best meet the needs of students citywide, while keeping equity at the core of our work.
 - The group met biweekly both by video and in-person, and reviewed models created by both DOE and the IBO to look at the impacts of the [proposed recommendations](#).
 - Developing recommendations in time to inform the FY 2024 FSF formula

The Chancellor Has Accepted, and Is Proposing, The Following Recommendations from the Working Group:

New weight to support **Students in Temporary Housing (STH)**

- Why this weight: Research shows that the situations faced by students in temporary housing create significant challenges to student success.
- How the weight works: Weight of 0.12 times the FSF per capita for the number of students in temporary housing in the school in the prior year.

New weight to support schools with high percentages of student need, **concentration weight.**

- Why this weight: Having high concentrations of needy pupils has a negative impact on student achievement.
- How the weight works:
- Schools are ranked based on their proportion of student needs (e.g., students with disabilities, English Language Learners, students living in poverty, students in temporary housing, and others).
 - Schools with the highest average student need are divided into 3 categories (tier 1, tier 2, and tier 3). Schools outside of the highest concentration receive no funding.
 - Students attending schools in tier 1 receive a weight of 0.04, tier 2 0.08, tier 3 0.12.
 - Concentrations weight times the school's average need for the prior year, times the register for the school year.

The Chancellor Has Also Accepted Additional Recommendations from the Working Group Which Do Not Directly Impact Fair Student Funding Weights

In response to some other challenges identified by the Working Group, NYC Public Schools will do the following:

- Enhancing the budget appeals process to ensure it is responsive to schools' special education staffing needs.
- Strive to improve budget transparency around both the FSF formula and NYC Public Schools' budget as a whole.

SY 2023-2024 Proposed Fair Student Funding Weights

Grade Base Weight	Weight
Grades K-5	1.00
Grades 6-8	1.08
Grades 9-12	1.03

Academic Intervention*	Weight
Poverty K-12	0.12
Below Standards 4-5	0.25
Below Standards 6-8	0.35
Below Standards 9-12	0.25
Well Below Standards 4-5	0.40
Well Below Standards 6-8	0.50
Well Below Standards 9-12	0.40
Heavy Graduation Challenge (OAUC) 2	0.40
Over-the-Counter (OTC) 9-12	

Portfolio High Schools	Weight
Career and Technical Education (CTE) Tier 1	0.26
Career and Technical Education (CTE) Tier 2	0.17
Career and Technical Education (CTE) Tier 3	0.12
Career and Technical Education (CTE) Tier 4	0.05
Specialized Academic	0.25
Specialized Audition	0.35
Transfer Heavy Challenge (OAUC) ¹	0.40
Transfer Non-Heavy Challenge	0.21

New Weights	Weight
Students in Temporary Housing	0.12
Concentration Need Tier 3	0.12
Concentration Need Tier 2	0.08
Concentration Need Tier 1	0.04

English Language Learners	Weight
Standalone English as a New Language (ENL) K-5	0.40
Standalone English as a New Language (ENL) 6-12	0.50
Bilingual K-5	0.44
Bilingual 6-12	0.55
Commanding K-5	0.13
Commanding 6-12	0.12
Students with Interrupted Formal Education (SIFE)	0.12

Special Education ¹	Weight
Low Intensity <=20%	0.56
Moderate Intensity 21% to 59%	1.25
Less Inclusive >=60% K-8	1.18
Less Inclusive >=60% 9-12	0.58
More Inclusive >=60% K	2.09
More Inclusive >=60% 1-12	1.74
Post IEP Transitional Support	0.12

School Budgeting Timeline

- **February & March:** Based on initial budget estimates of City and State revenue, the DOE presents the CECs with the proposed Fair Student Funding weights for the coming school year. The presentation tonight serves to advise CECs and school district communities of the formula and if there are any proposed changes. This presentation is also posted on the DOE's website at <https://infohub.nyced.org/reports/financial/financial-data-and-reports>.
- **March:** The Panel for Educational Policy votes on the Estimated Budget for 2023-2024, based on the City's Preliminary Budget.
- **April:** The Panel for Educational Policy votes on the proposed Fair Student Funding weights for the coming school year.
- **Late Spring:** DOE releases budget allocations to schools.
- **June:** Principals along with their School Leadership Teams propose budgets for the coming year.
- **July:** Superintendents must certify alignment between school budgets and Comprehensive Educational Plans (CEPs) for the coming year.
- **September:** The new school year begins!

Future Changes & Feedback

- We are continuing to review the formula to address other concerns we have heard about school budgeting in future years – including challenges related to school size and enrollment shifts.
- We value your feedback!

Comments and questions may be directed below by **April 18, 2023.**

Via email to

BudgetPublicComments@schools.nyc.gov

– OR –

By phone to (212) 374-6754.

QUESTIONS?

More Information Is Available Online About: Fair Student Funding, School Budgets, and the FSF Working Group

- You can find the following online on the DOE's "Infohub," under "Reports >> [Financial Data and Reports](#)":
 - Detailed information about each and every school budget allocation in the form of "school allocation memoranda" or "[SAMs](#)."
 - A [summary of each school's total and Fair Student Funding budget](#) along with student and staff counts.
 - A programmatic [guide to Fair Student Funding](#), as well as how the FSF allocation is calculated for each school.
- You can find the following online on each individual school webpage, under "Reports >> Budget and Finances": (see directions on slide 3)
 - Detailed information of the school's budget based on the different types of funding schools receive, and
 - Detailed information as to how the Principal has budgeted for the current year, including the number of staff positions and other planned spending.



Superintendent Update



Monday, March 6, 2023

Dr. Khalek Kirkland, Superintendent
Dr. Mickisha McKoy, Deputy Superintendent



Upcoming Events and Reminders

- ❑ **3-K/Pre-K applications are now open!** - Application period - January 25 - March 10th
Families can apply in one of three ways:
 - Online with [MySchools.nyc](https://www.myschools.nyc.gov)
 - By phone at 718-935-2009. Call Monday-Friday between 8 am and 6 pm.
 - by contacting a Family Welcome Center. Learn how at schools.nyc.gov/FWC.
- ❑ **2023 NYC School Survey** - The administration window for the 2023 NYC School Survey is February 13 through March 31. To access the survey link, visit NYCSchoolSurvey.org([Open external link](#)).
- ❑ **District Leadership team Meeting (DLT)** - March 31, 10:00-11:30 am
- ❑ **Town Hall Meeting** – Wednesday, March 29, 5:00-6:30 pm
Location: Mount Ararat Church, 425 Howard Avenue

Upcoming Events and Reminders



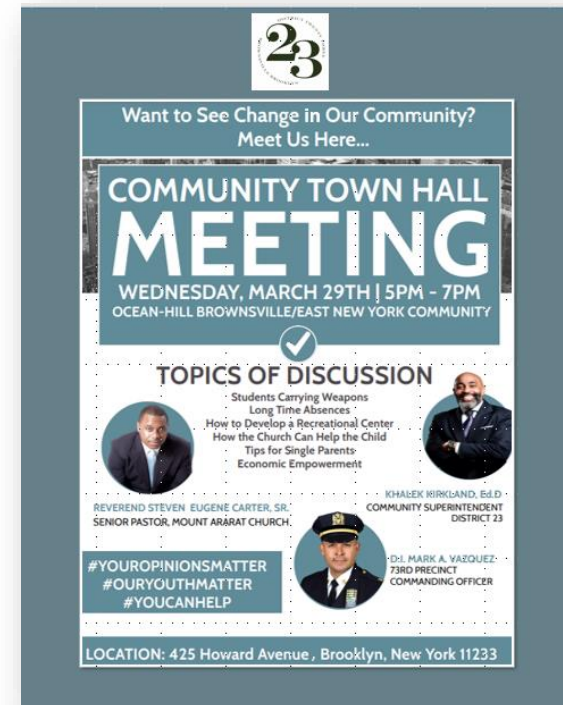
Proposed Opening and Co-location of P077K @K150, a New Site of an Existing District 75 School, P.S. K077, with P.S. 150 Christopher (23K150) in Building K150 Beginning in the 2023-2024 School Year

A Joint Public Hearing will be held to provide the public with an opportunity to learn more about the above-referenced proposal and to present comments or concerns on the proposal. The date, time, and location of the hearing are as follows:

Date: Wednesday, March 8, 2023

Time: 6 p.m.

Where: Teleconference, <https://learndoe.org/districtplanning/>.



Upcoming Events and Reminders



March 8

PS 178
3-K/PRE-K OPEN HOUSE
Wednesday, March 8, 2023
9:30 A.M.

There's One Week Left to Apply to 3-K and Pre-K.
Join us to learn more about the programs and how to apply by the March 10th deadline.

Location
2163 Dean Street
Brooklyn, NY 11233

Contact Us
718.495.7768

March 10

MOTHER'S & MENTORS
invites you to our
PEACEFUL GATHERING
Come out and support one another

Friday March 10th, 2023
10am-12pm
1784 Park Pl. 11233

For More Information Email:
mothersandmentors23@gmail.com
Light Refreshments Will Be Served

March 19

FREE MAMMOGRAM FOR WOMEN 40 AND OVER

The Mammogram Bus will be at
1222 East 96th Street
Brooklyn, NY 11236
On Sunday March 19, 2023
9:00 a.m. - 4:30 p.m.

ELIGIBILITY:
• Woman age 40 - 79
• Currently living in New York City
• No Mammogram in the past 12 months

No co-pays required and deductibles are waived.
Uninsured patients also welcomed.
Medical Services provided by Multi-Diagnostic Services

Hosted by
Senator Roxanne J. Persaud
In partnership with
American-Italian CANCER FOUNDATION

For more information and to make an appointment, please call 718-649-7653
EARLY DETECTION OF BREAST CANCER SAVES LIVES!

March 30 & May 5

Free Civil Legal Services

Senator Roxanne J. Persaud has collaborated with New York Legal Assistance Group (NYLAG) - Mobile Legal Help Center and Southern Community Development Corporation to provide free legal services to New Yorkers in need.

The Mobile Legal Help Center will meet with constituents on:

- Housing (Tenants Only)
- Public Benefits
- Disability Benefits
- Healthcare Benefits
- Identity Theft
- Debt Management
- Consumer Credit
- Immigration
- Domestic Violence
- Divorce
- Custody and Visitation
- Employment
- Superstorm Sandy
- Advanced Planning

March 30, 2023 and May 5, 2023
10:00 a.m. to 3:00 p.m.

Appointments can be made through the District Office at 718-649-7653.

NYLAG
New York Legal Assistance Group

April 1

SENATOR ROXANNE J. PERSAUD'S SD 19 EASTER EGG HUNT

SATURDAY APRIL 1, 2023
11:00 AM - 2:00 PM
Canarsie Park
Seaview Avenue
Brooklyn, NY 11236
(East 98th Street Entrance)

Please RSVP via <https://rb.gy/9epxri>

BRING A BASKET FOR YOUR EGGS!
AGES 3 TO 13
CHILDREN MUST BE ACCOMPANIED BY AN ADULT

SPECIAL GUEST APPEARANCE
Hunt: He has big ears, carries a basket full of colored eggs and loves Easter!

FUN GAMES AND ACTIVITIES
LIGHT REFRESHMENTS
FREE GIVEAWAYS

SPONSORS:
NYC Brooklyn 18, EmblemHealth, Millennium, RECALWAY STAGES, BROOKDALE, DAVID'S OPTICAL INC., LAW OFFICE OF BENJAMIN H. PERCZEWSKI

New York State Senator
Roxanne J. Persaud
District Office: 1222 East 96th St., Brooklyn, NY 11236 - Phone: (718) 649-7653
E-mail: Persaud@persaud.nyc.gov Web: Persaud.nyassembly.gov

Contact Dr. Kirkland



 Scan Me

Let's Stay Connected!



APP



WEBSITE



INSTAGRAM



TWITTER



FACEBOOK



YOUTUBE

