

SUMMER PRACTICE

.....on my way to K.....



Miss kindergarten

just a note...

Thank you so much for purchasing this Fun Practice Packet. I hope you and your students enjoy using these materials.

You can use these activities in your classroom or you can pick and choose what pages you would like to send home for your students to practice. Two parent letters are included. One for work you are sending home over the summer and one you can send home during the school year. It is totally up to you!



ON MY
way
to K!


Name: _____



ON MY
way
to K!

Name: _____

a Note from the teacher



Dear Parents/Guardians,

Kindergarten is such an important grade for development. There is so much growth that occurs throughout the year. As a way to prepare your child for kindergarten, here are some fun and engaging activities to complete over the summer. I strongly encourage you to set aside some time for your child to work on these skills to best prepare him/her for kindergarten.


Along with these hands-on activities, it is also a great idea to practice saying the alphabet, counting up to 100, and identifying common shapes and colors.

Have a great summer and happy learning!

Thank you,



a Note from the teacher



Dear Parents/Guardians,

Kindergarten is such an important grade for development. There is so much growth that occurs throughout the year. As a way to prepare your child for kindergarten, here are some fun and engaging activities to complete at home. I strongly encourage you to set aside some time for your child to work on these skills to best prepare him/her for kindergarten.

Along with these hands-on activities, it is also a great idea to practice saying the alphabet, counting up to 100, and identifying common shapes and colors.


Happy learning!

Thank you,



What's Included?

This is a breakdown of each component of this summer practice packet.




This Summer Bingo Board is a fun way to get children excited to learn! They can place a chip on each activity they complete. Once a row is full, present your child with a special coupon.



ABC Booklets- Have your children practice one letter a day by making an alphabet booklet. Let them cut the books on the dashed lines and help them staple it together. They can trace the letters on each page and color the pictures.


These practice pages are perfect for children to practice their fine motor skills. Show them how to correctly hold a pencil and practice tracing the lines, letters and numbers. You can also slip these in a clear page protector and have them trace with a dry-erase marker.



These practice pages are also great to practice identifying letters and numbers. Ask your child to identify letters by saying a letter out loud and having him/her point to it on the page.

What's Included?

This is a breakdown of each component of this summer practice packet.

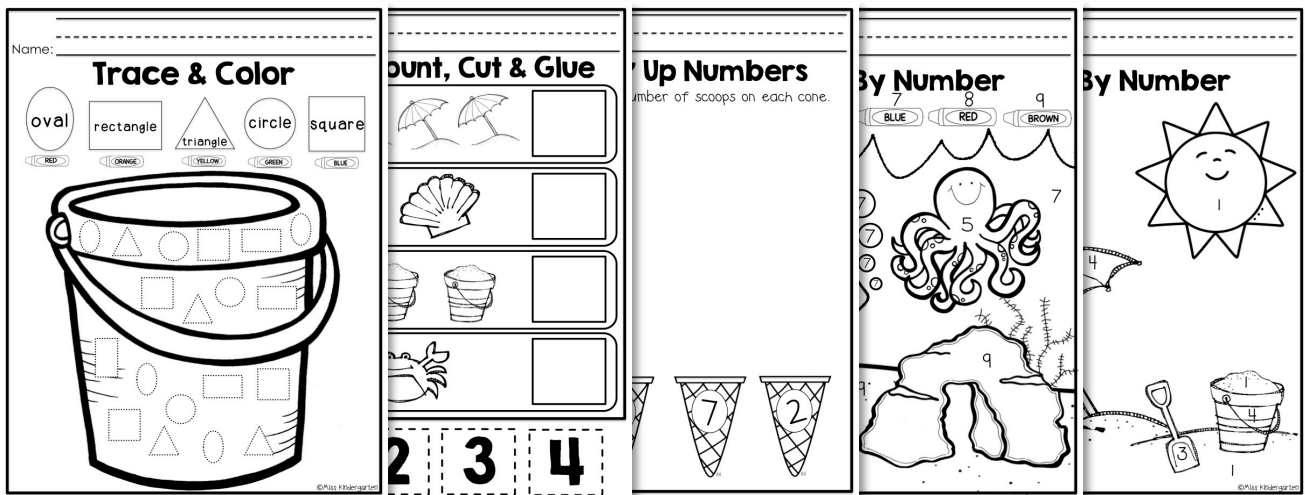


Alphabet Mats-
Cut each page in half so your children can focus on one letter at a time. Have them decorate the letters any way they'd like. They can squeeze white glue on each letter and cover it with glitter, cheerios or beans. They can also just color each letter and picture and practice tracing the letters on the lines.




Color Book-
Let your children cut the book on the dashed lines and help them staple it together. Then, have them color each page accordingly.

These practice pages are perfect for your child to practice his/her math skills. Follow the directions given on each page.




SUMMER BiN90



Count to 10 out loud.	Tell me 3 words that rhyme with cat.	Find something that is shaped like a circle.	Count out 20 pennies.	Find 3 things that start with the /s/ sound.
Practice writing your name with a crayon.	Find 3 things that start with the /m/ sound.	Say the alphabet while laying on the floor.	Find something in your house shaped like a square.	Read a story before bed.
Find 3 things that are yellow.	Count out 20 pieces of cereal.	Draw a picture about your favorite vacation.	Tell me a word that rhymes with sun.	Practice writing your name with a marker.
Draw a picture of your favorite animal.	Practice writing your name with a pencil.	Read a story outside.	Make a list of things you would take to the pool.	Find something that starts with the /r/ sound.
Find something that is shaped like a rectangle.	Count to 20 out loud.	Find 3 things that are red.	Tell me 2 words that rhyme with hot.	Draw a picture of your family.

MY SUMMER COUPON BOOK



This special coupon is good for...

An Ice Cream Treat



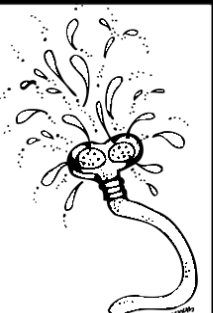
This special coupon is good for...

A Movie of Your Choice



This special coupon is good for...

An Activity of Your Choice



This special coupon is good for...

This special coupon is good for...


This special coupon is good for...

This special coupon is good for...

My Letter
Aa
Book!


Name: _____

A is for




apple.

A is for

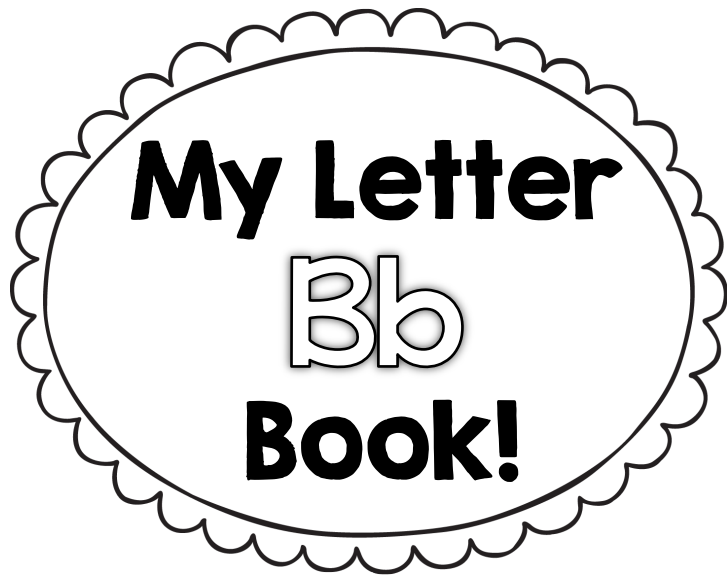


ant.

A is for




astronaut.




Name: _____

B is for



bat.

B is for

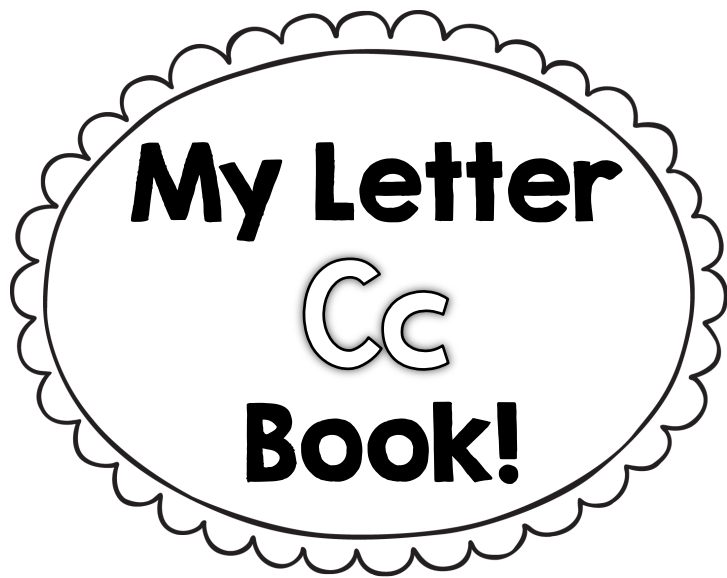


ball.

B is for



bear.




Name: _____

C is for




cake.

C is for



cat.

C is for




cow.

My Letter
Dd
Book!


Name: _____

D is for




dog.

D is for



duck.

D is for




dinosaur.

My Letter Ee Book!


Name: _____

E is for




egg.

E is for



elephant.

E is for




elf.

My Letter
Ff
Book!


Name: _____

F is for




frog.

F is for

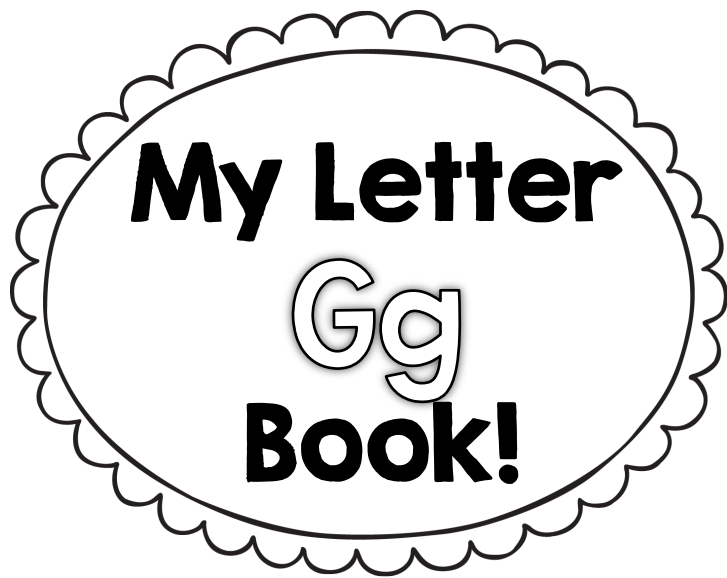


fence.

F is for




fish.




Name: _____

G is for




goat.

G is for

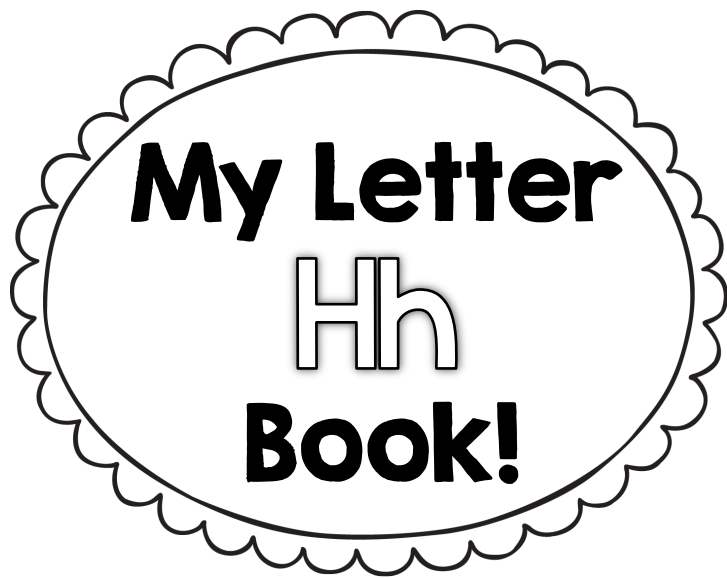


gold.

G is for




grapes.




Name: _____

H is for



hat.

H is for

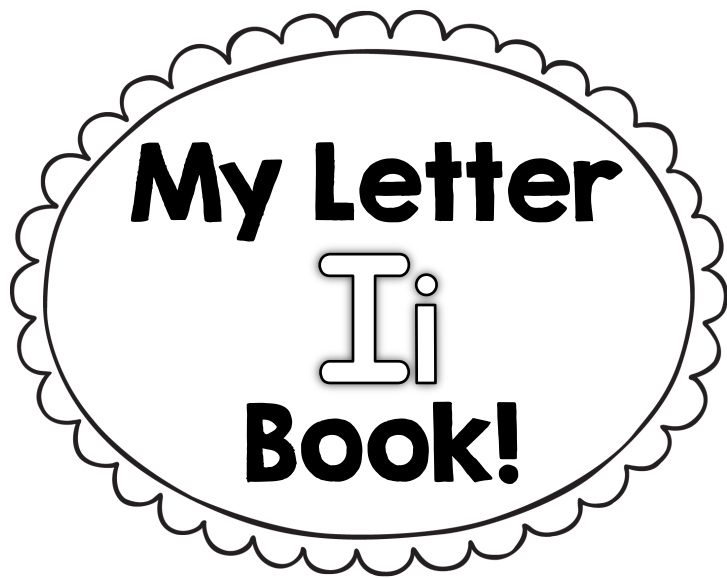


horse.

H is for




house.




Name: _____

I is for




igloo.

I is for



insect.

I is for



iguana.


My Letter

Jj

Book!

Name: _____

J is for




jam.

J is for



jump.

J is for




jellyfish.



Name: _____

K is for



kite.

K is for

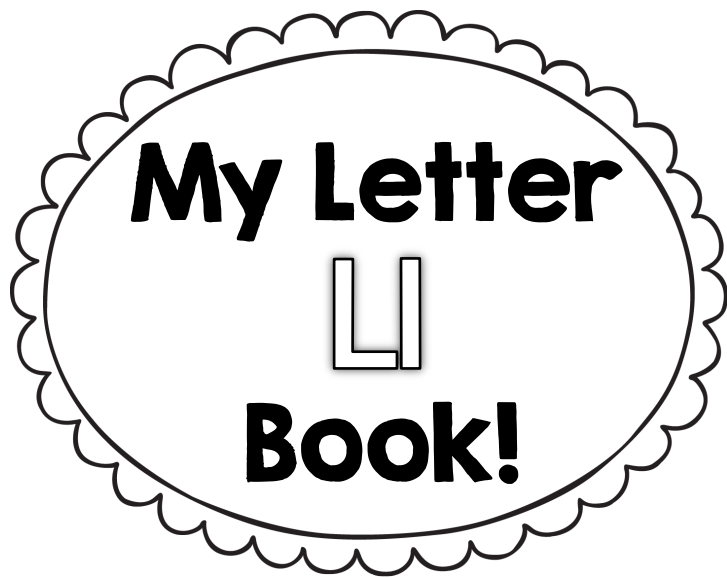


kangaroo.

K is for



king.



Name: _____

L is for



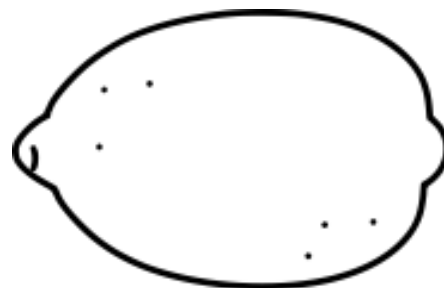
lion.

L is for

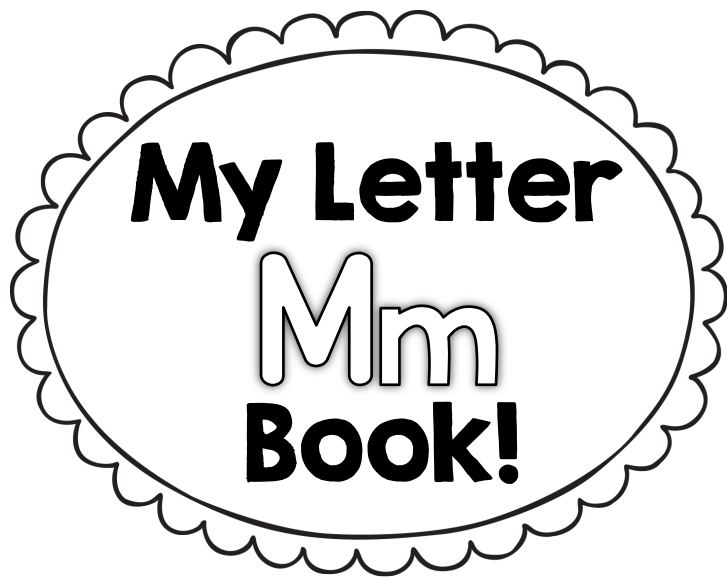


ladder.

L is for




lemon.



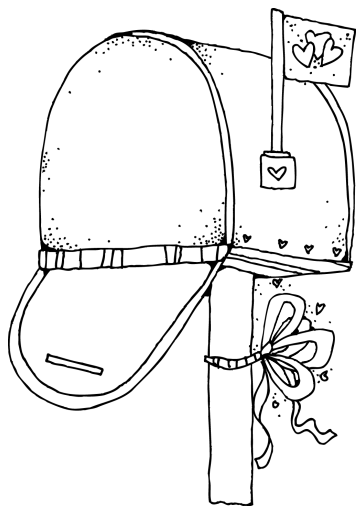
Name: _____

M is for




monkey.

M is for

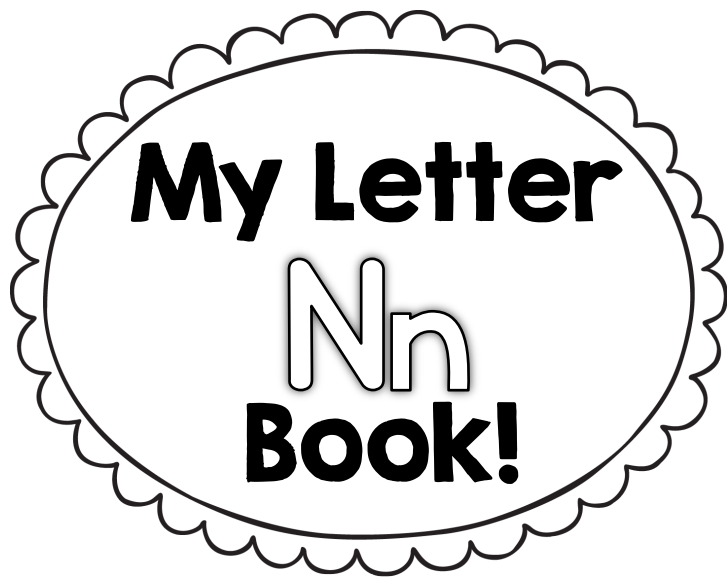


mailbox.

M is for



mouse.




Name: _____

N is for



nest.

N is for

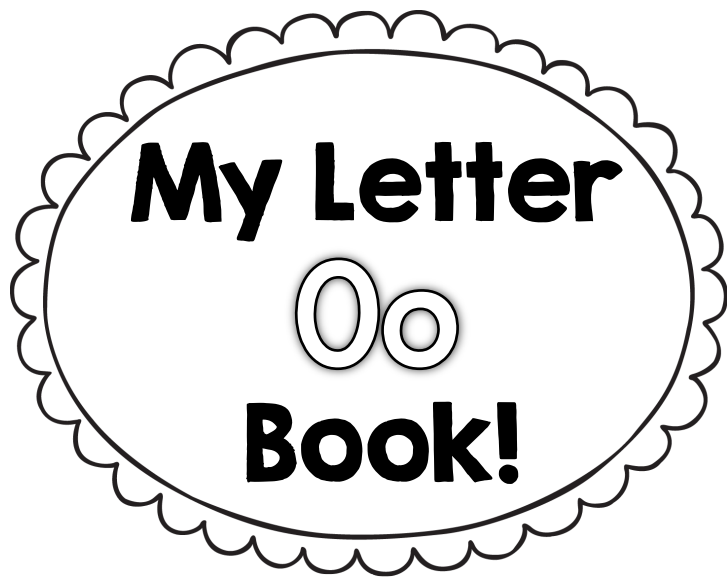


nail.

N is for



net.



Name: _____

O is for



octopus.

O is for

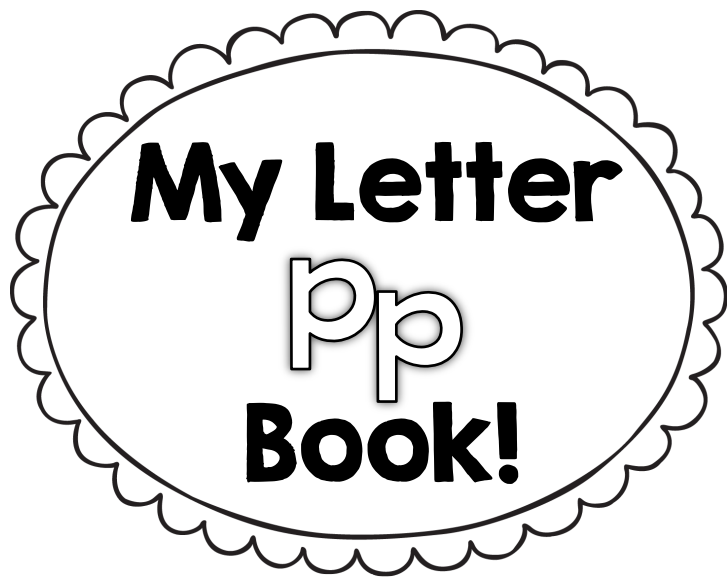


ostrich.

O is for




olive.




Name: _____

P is for



pig.

P is for

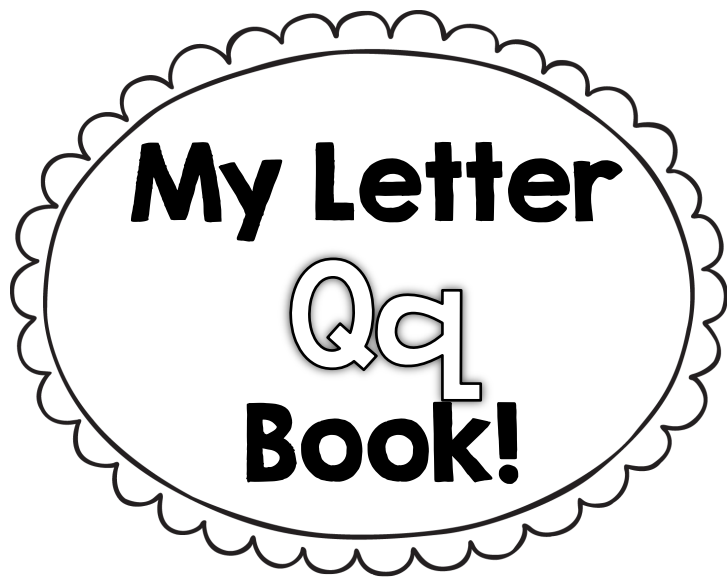


penguin.

P is for

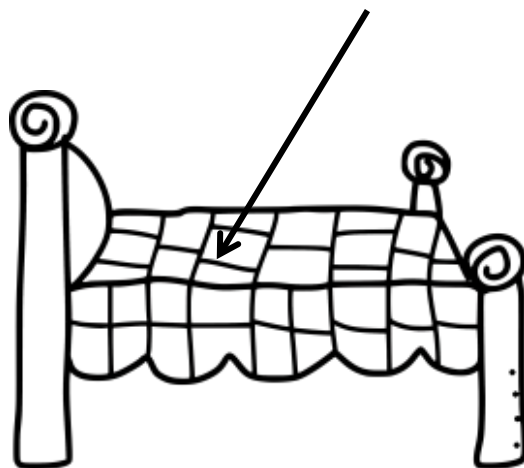


pumpkin.



Name: _____

Q is for




quilt.

Q is for

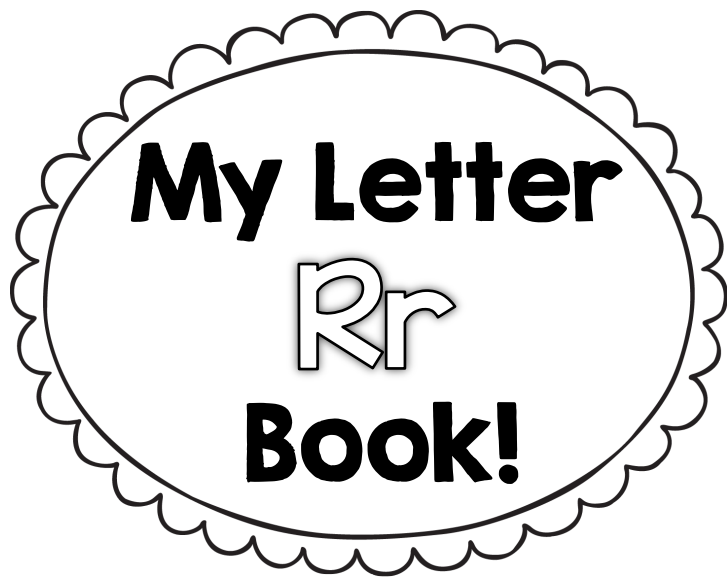


quiet.

Q is for

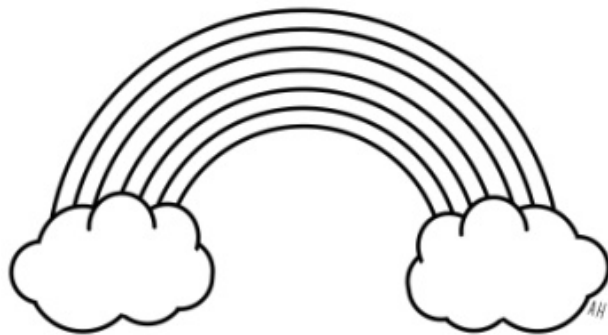


queen.




Name: _____

R is for




rainbow.

R is for

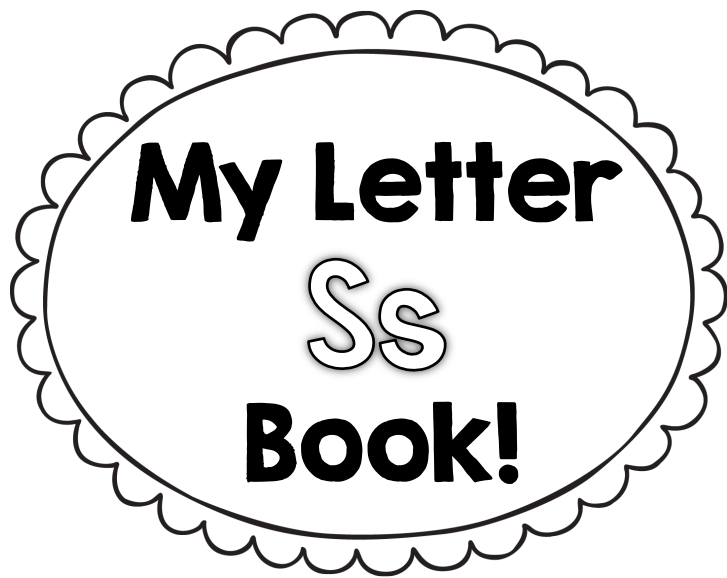


raccoon.

R is for




robot.




Name: _____

S is for




snail.

S is for

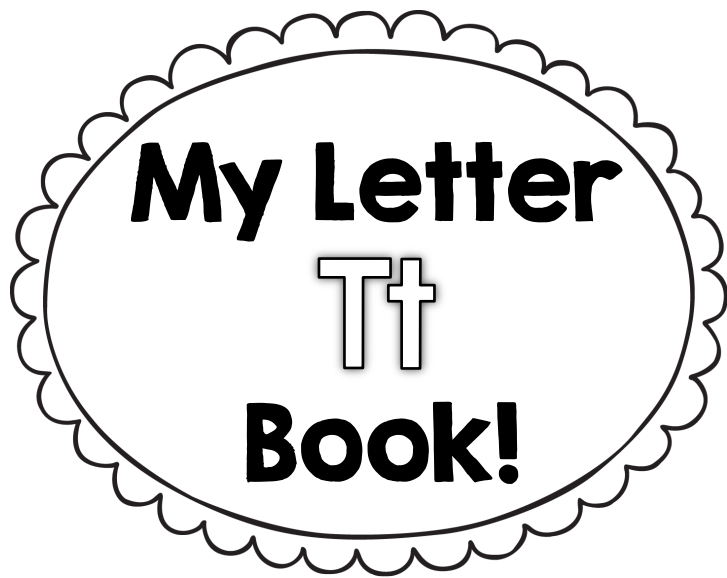


sun.

S is for




star.




Name: _____

T is for



turkey.

T is for

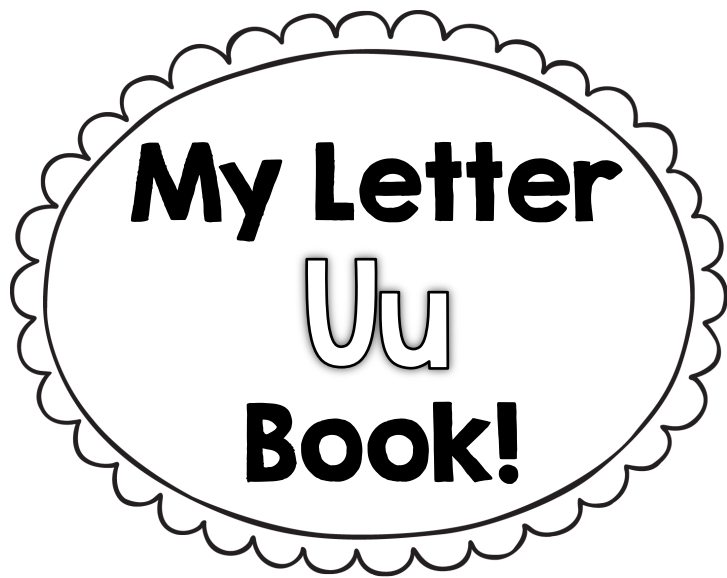


turtle.

T is for

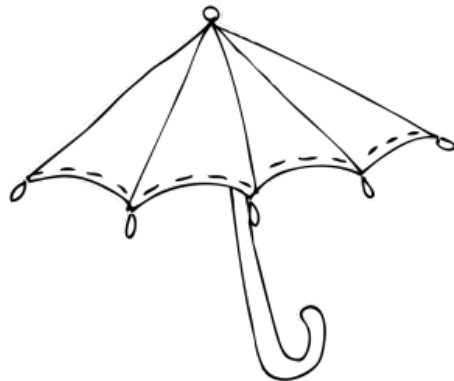


tree.




Name: _____

U is for



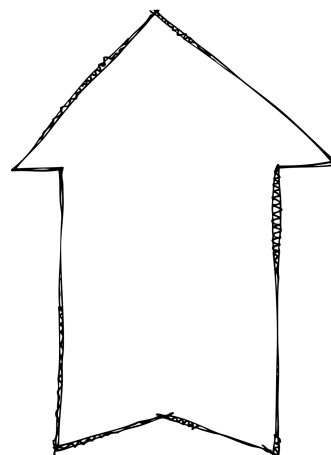
umbrella.

U is for

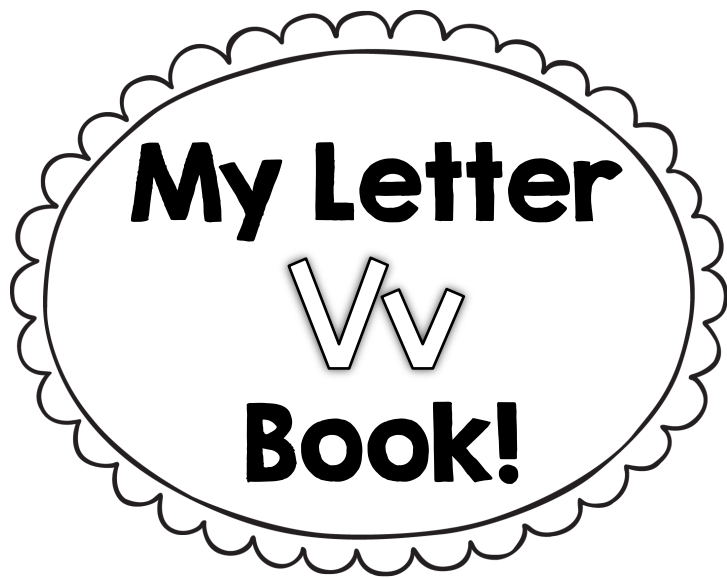


under.

U is for



up.




Name: _____

V is for




volcano.

V is for

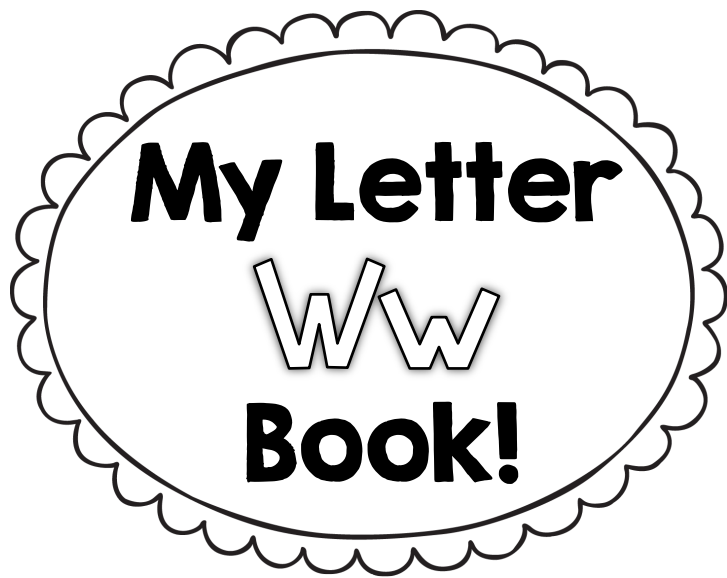


vacuum.

V is for




van.




Name: _____

W is for




watermelon.

W is for

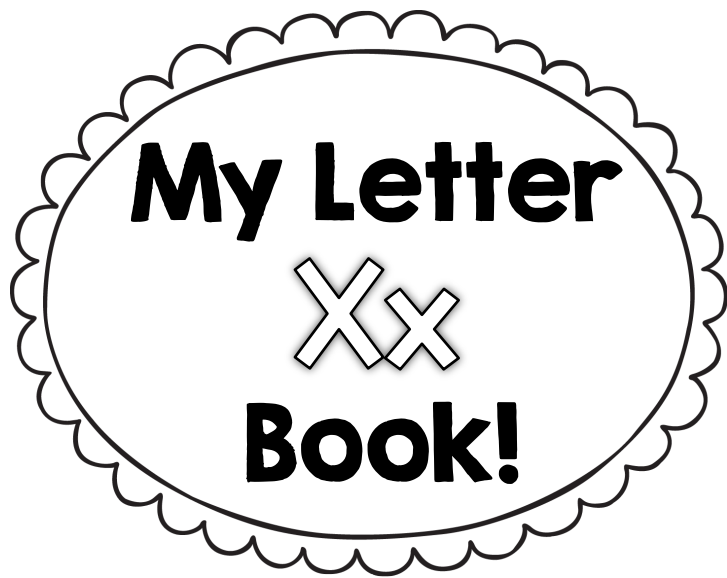


wagon.

W is for

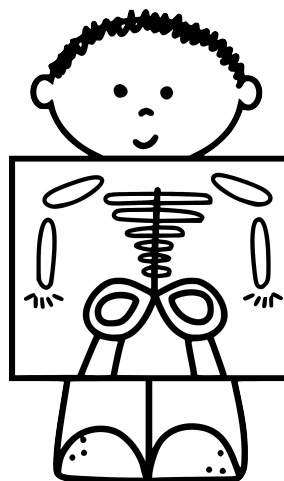


walrus.



Name: _____

X is for



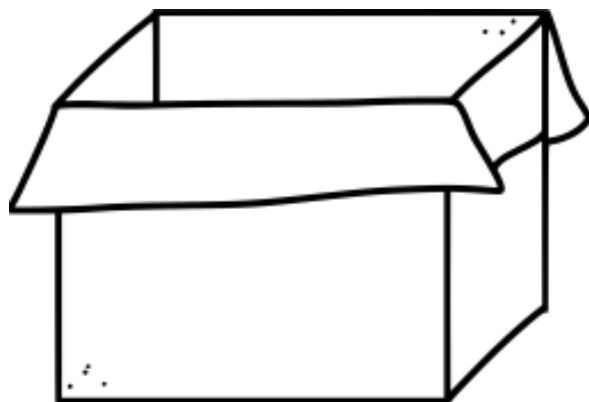
X-ray.

X is for



fox.

X is for



box.

My Letter

Yy

Book!


Name: _____

Y is for



y0-y0.

Y is for



yak.

Y is for



yarn.

My Letter
Zz
Book!

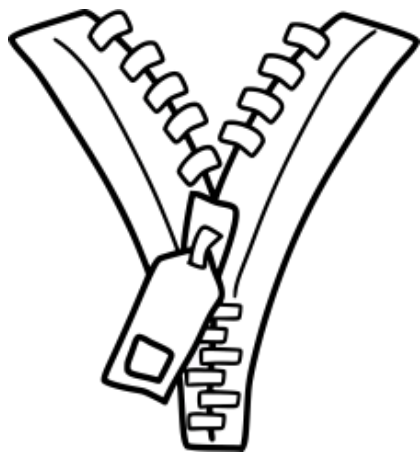
Name: _____

Z is for




zebra.

Z is for



zipper.


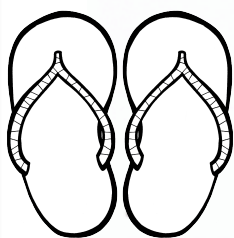
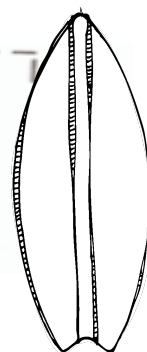

Z is for



zoo.

Name: _____

I Can Trace Lines!



Name: _____

I Can Write My ABCs!

A B C D E


F G H I J

K L M N O

P Q R S

T U V W

X Y Z



Name: _____

I Can Write My ABCs!

a b c d e


f g h i j k

l m n o p

q r s t

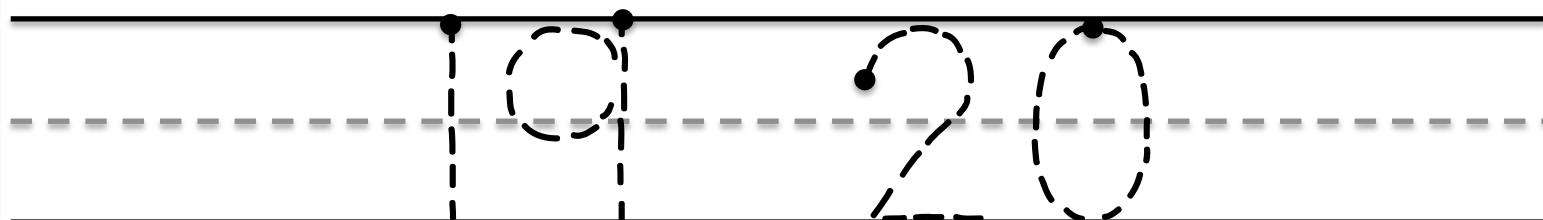
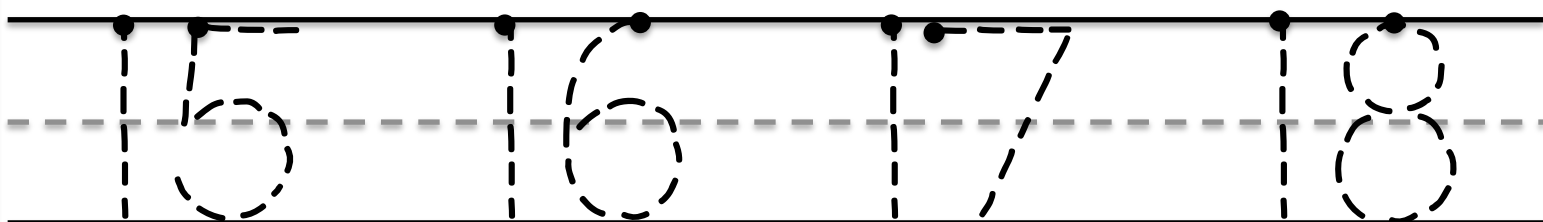
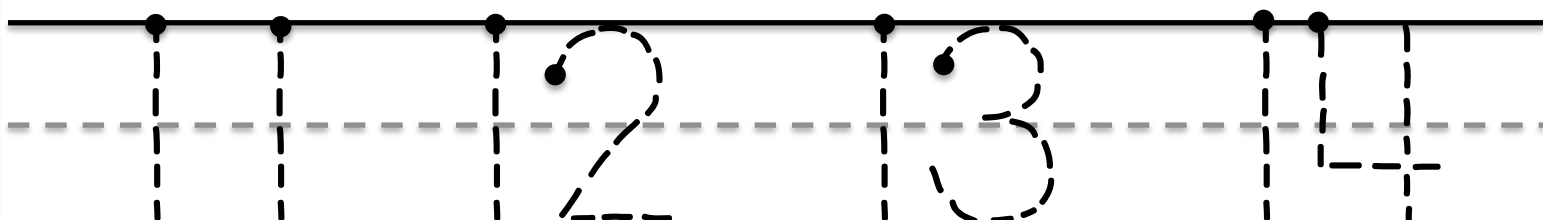
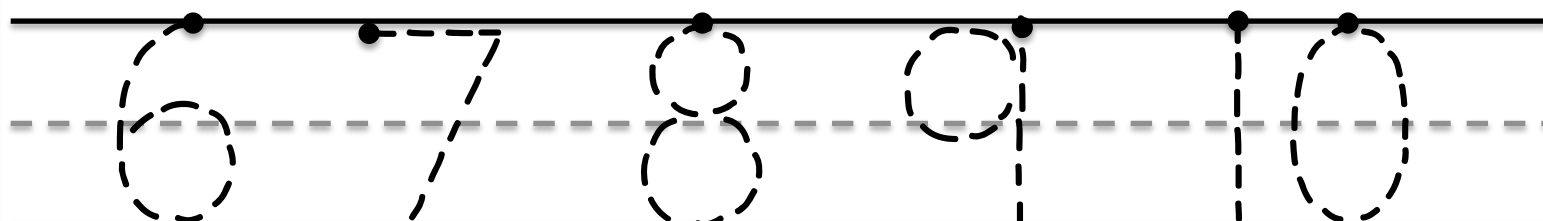
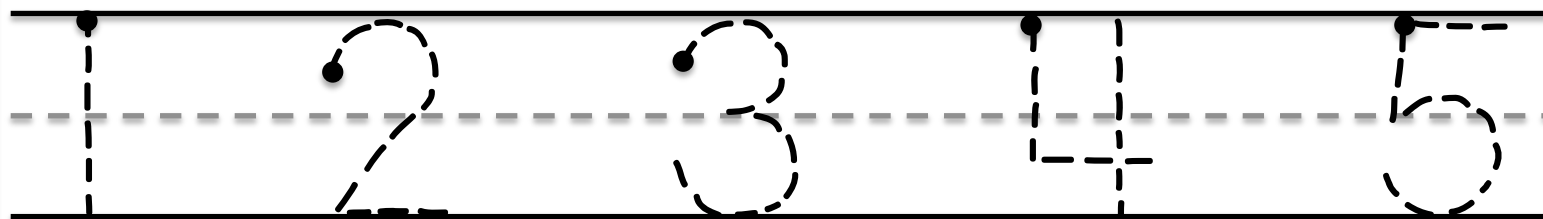
u v w

x y z




Name: _____

I Can Write My Numbers!



Aa





A A a a

Bb





B B b b



Cc




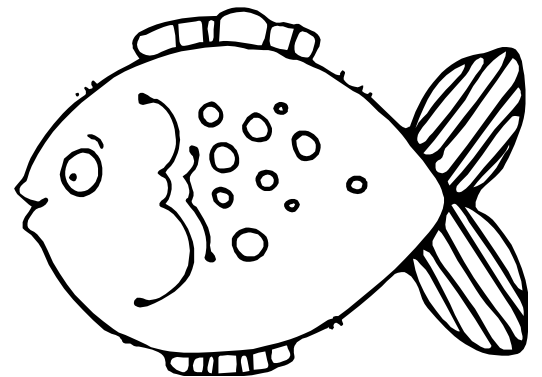
Dd




Ee



Ff



Gg



G

G

g

g

Hh





H

H


h

h



Ii





Jj




Kk



Ll



Mm



M M m m


Nn



N N n n

O

O



O


O

O

O

p

p




p

p

p

p

Q q




Q

Q

q

q

R r




R

R

r

r

Ss




s

s

s

s

Tt



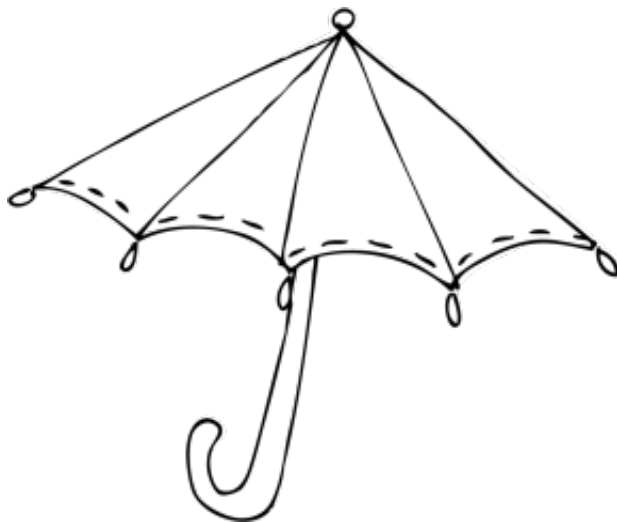
T

T

t

t

U u




U u U u

V v



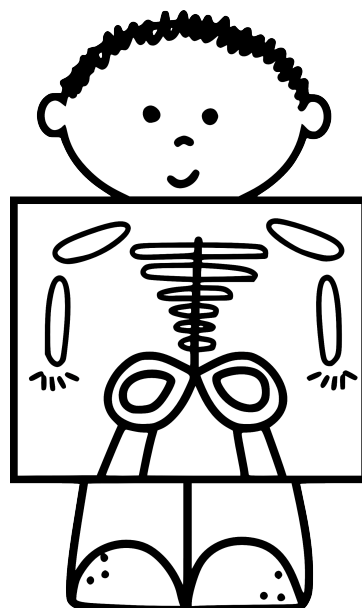
V v V v

W w



W w W w

X x



X x X x

Y

y



Y


Y

y

y

Z

z







Z

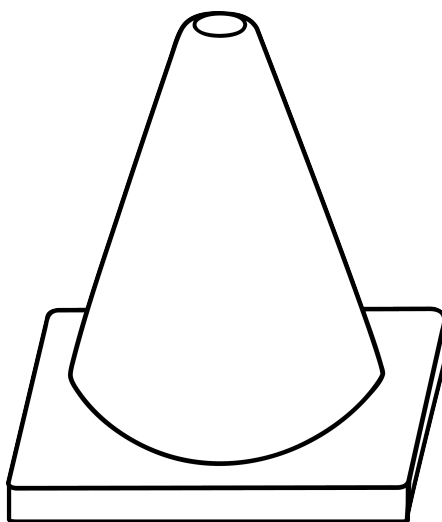

Z

z

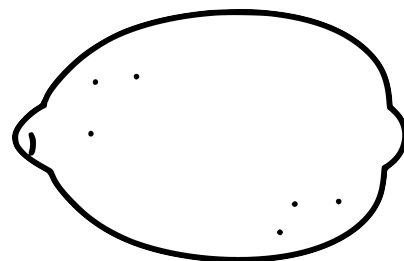


z

_____'s Book of Colors!















orange





yellow




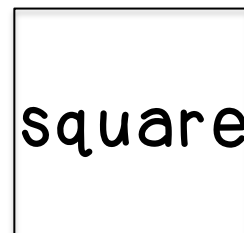
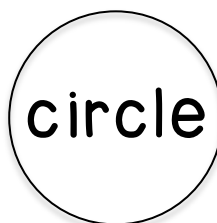
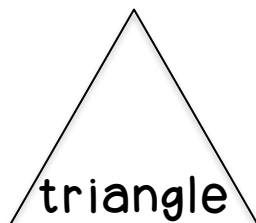















Name: _____

Trace & Color



Name: _____

Color, Count, Cut, & Glue



1





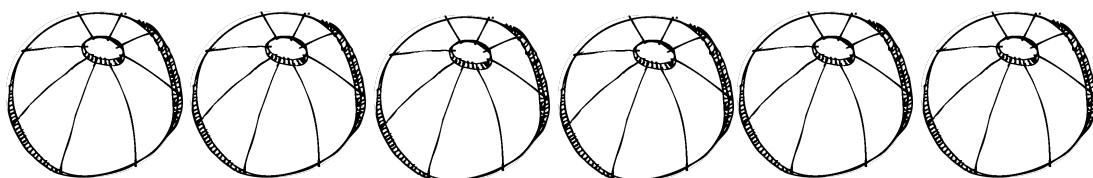

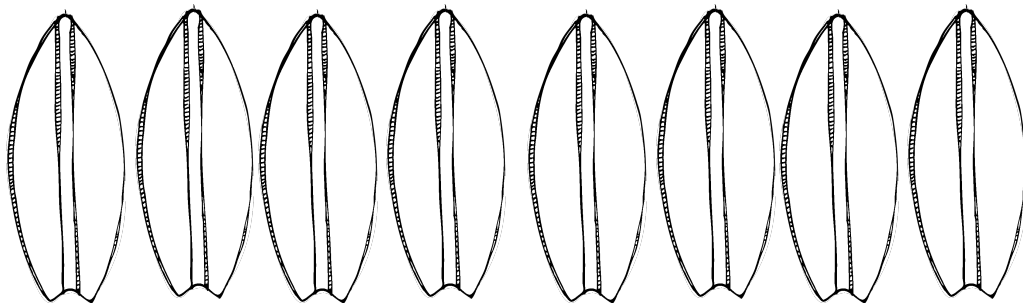
2

3

4

Name: _____

Color, Count, Cut, & Glue



5

6




7

8

Name: _____

Scoopin' Up Numbers

Draw the correct number of scoops on each cone.



Name: _____

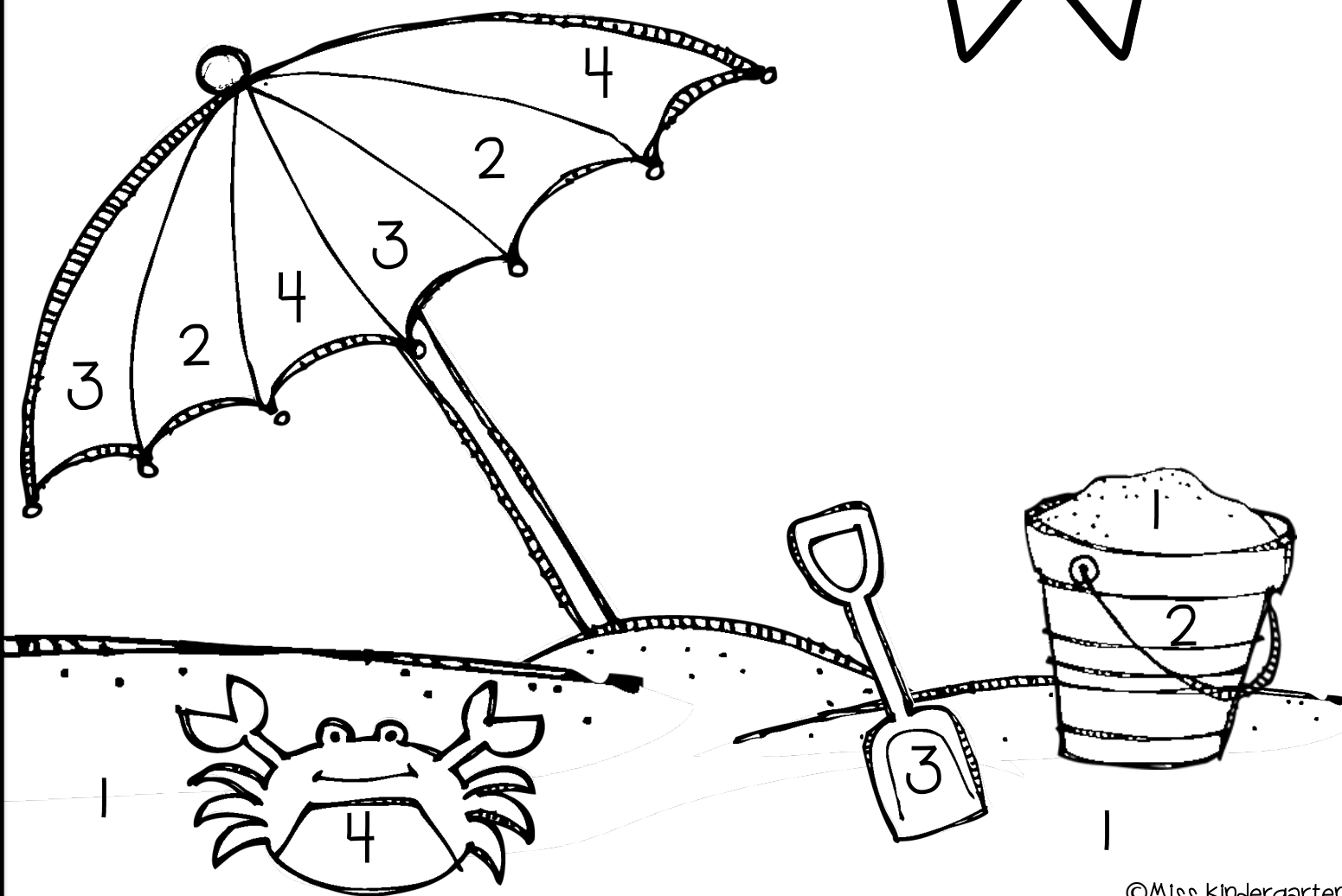

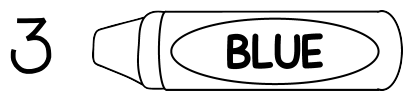
Scoopin' Up Numbers

Draw the correct number of scoops on each cone.



Name: _____

Color By Number



Name: _____

Color By Number

5



6



7




8



9



7



7

7

7


7

5



7

9



9



THANK YOU

Thank you for downloading this resource! I hope you enjoy using and implementing it in your own classroom. If you have any questions or see an error, please email me at misskindergarten@hotmail.com. Be sure to follow my [TpT store](#) to receive updates and **NEW** product notices! I love connecting with other teachers. Just click any icon below to reach me.



TERMS OF USE

- ♥ Every page of this resource is copyrighted. You may not recreate anything to sell or share based on this packet.
- ♥ This packet is for one teacher use only. Do not share with colleagues. If they like the packet, please send them to my TpT store.
- ♥ You are permitted to share the cover image of this packet on your blog or via social media as long as you link back to my blog post showcasing the product or the product link on TpT.

Fonts & Graphics

