





Co:Writer Tools

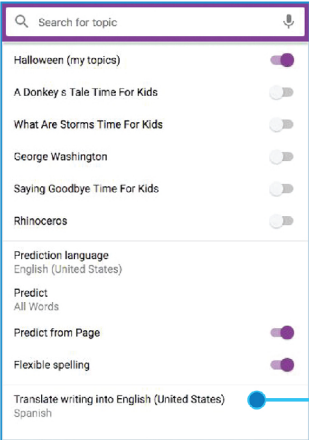
Language Translation

Translates text into different languages.

How it Works

Turn Translate ON / OFF

1. Click on the **Co:Writer** icon  on the Chrome browser toolbar.
2. Select **Options** .
3. Click on **Translate writing into English** on the bottom-left of the options page.
4. Click on the language you would like to translate from.



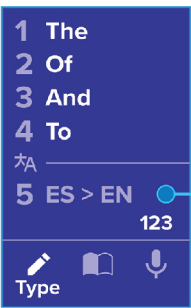
Translation settings



Co:Writer Tools



Language Support
(Activated)



Below the translation icon  you will see language support has been activated.

Language Support area

How it Works

Language
Translated From



Language
Translated To

Write the word in the native language (translated from)—
word choice appears in English (translated to)