

Pelham FOCUS

A PUBLICATION OF THE PELHAM BOARD OF EDUCATION

SPRING 2018

BUDGET, BOND VOTE & SCHOOL BOARD ELECTION: MAY 15

Polls Open 7 am - 9 pm, PMHS Main Gym

COMMUNITY INFO SESSIONS: Tuesday, May 8, 7 pm, Daronco Townhouse | Friday, May 11, 9 am, Daronco Townhouse



Dear Residents,
On Tuesday, May 15 you will have the opportunity to vote on the 2018-19 school budget and bond propositions, and to elect two new

members to the Board of Education.

The budget and bond proposals are the result of months of hard work, including countless hours of study by the Board, the Administration, and various committees. We are thankful for the incredibly helpful feedback that we have received from our community, including from residents who have participated on committees, have attended our community engagement events and have reached out to the Board.

Every year since the New York State tax cap was enacted, the Board has worked to ensure that our tax levy increase is compliant. This year, the preliminary budget included a tax levy increase of 2.42%, however the Board elected to reduce that to 2.09% through the use of reserves to lessen the burden on our taxpayers. Within that increase, which is below the rate of inflation (CPI), there are a number of proposals that are intended to build on the progress that we've already made toward the goals of our Strategic Plan. I'm also pleased that Pelham is once again among the 10 lowest districts in per pupil spending in Westchester/Putnam.

Importantly, this budget includes the addition of one Foreign Language Elementary School (FLES) teacher, which will allow the expansion of this program to the fourth grade. The FLES program, which began this school year in the second and third grades, incorporates Spanish language instruction into the elementary curriculum and has been highly successful.

The budget includes two important

→ CONTINUED on page 4

On the Ballot

PROPOSED BUDGET *see pages 2-6*

2018-19 Budget: \$73,650,000 | 1.20% Increase, Tax Cap Compliant

- ◆ Expands Foreign Language Elementary School (FLES) Program
- ◆ Maintains Favorable Class Size
- ◆ Increases Social-Emotional Supports for Our Students
- ◆ Continues Focus on Professional Development for Staff

Tax Levy: 2.09%

- ◆ Compliant with Tax Cap of 2.09%
- ◆ Projected Tax Rate: \$18.39 per \$1,000 assessed home value (homestead assessed value using 2017 assessments)

BOND REFERENDUM *see pages 10-11*

Proposition 1: Facilities Upgrades | \$52,900,000

- ◆ New Hutchinson School
- ◆ Renovation of District Offices PMHS/PMS to Provide Additional Classrooms
- ◆ Security & ADA Accessibility Upgrades at Prospect Hill
- ◆ Replacement of 1964 PMHS Roof & Parapets + PMS Masonry Repointing

Proposition 2: Athletic Facilities and Fields | \$4,624,892

- ◆ Turfing of Glover Baseball/Practice Fields
- ◆ Glover Tennis Court Replacement
- ◆ Prospect Hill Field Irrigation & Renovation

(If Proposition 2 passes, it will only be implemented if Proposition 1 also passes)

Celebrating Excellence

Annual District Report Card for 2015-16 & 2016-17 *see pages 7-9*



PMHS Science Research students

- ★ AAA rated by Standard and Poor's
- ★ PMHS ranked as 47th best HS in NYS and 388th in the country by U.S. News and World Report in May 2017
- ★ PMHS ranked 21st most challenging high school in NYS by Washington Post

A Responsible Financial Plan for Students & Taxpayers

BUDGETING FOR EXCELLENCE: What Your Tax Dollars Achieved in 2017-18

International Baccalaureate



Last spring, Pelham Middle School received its full authorization as an International Baccalaureate World School. This designation is a result of continued professional development for our teachers and staff and is a hallmark of our Strategic Plan. As part of the IB program, students connect their learning to the real world. One example is through the IB-MYP Community Project.

"I like that (with the IB-MYP Community Project) we're able to actually take action and not just research stuff, but make a difference. We're learning a lot from it. We are going on our own path."

– Kate Dougherty, Gr. 8 regarding the "Play it Forward" sports equipment collection

Foreign Language Elementary School



This school year, for the first time, all 2nd and 3rd grade students are receiving Spanish language instruction as part of their regular curriculum through the FLES program. The 2018-19 proposed budget supports expansion of FLES into the 4th grade next year.

"My favorite part about learning Spanish is when I get to go in front of the class and lead them. It's my favorite part because it builds my confidence when I am shy."

– Sahana Ganapathy, Gr. 3, Hutchinson

"With the support of our community and the guidance of our Strategic Plan, the Pelham Public Schools has made significant progress over the past several years. We should take great pride in being able to offer our students a rigorous and diversified curriculum and I look forward to continuing that tradition in the coming years."

– Dr. Cheryl Champ, Superintendent of Schools



Computer Science

As part of the District's commitment to 21st century learning, there has been an expansion

of computer science course offerings. Our new AP computer science course is the latest example of expanded STEAM learning opportunities that prepare our students for life beyond the Pelham Schools.

"I believe all students benefit greatly from taking courses in computer science regardless of their future plans. The skills covered in a computer science class: abstraction, computational thinking, creative and non-linear problem solving cross multiple disciplines. The demand for computer science related occupations are rising faster than college graduates can fill them, and the earlier students begin their computer science education, the more prepared they will be towards building a successful career."

– John LaGrecia, AP Computer Science Teacher

All Pelham kindergarten students have participated in a new science curriculum known as Science 21. The program includes a more hands-on approach to science learning, encouraging students to

experiment and make real-world connections. After a successful start in kindergarten, Science 21 is planned to expand into 1st and 2nd grades in 2018-19.

"Our new Science 21 program gets students AND teachers excited for science! The curriculum offers experiences for children to learn new information by doing and exploring. Carrying out engaging hands-on science and engineering



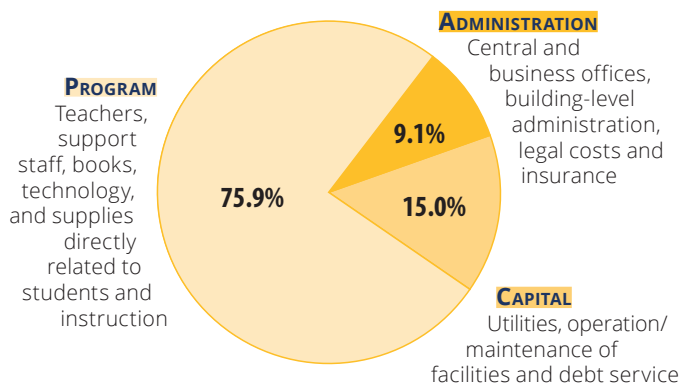
Science 21

investigations has been one of the best parts of the curriculum. All activities promote thinking and discussions of fundamental concepts that our students will revisit again in middle and high school."

– Alaura Stivala, K Teacher, Colonial School

How the Budget Is Spent

Our budget continues to focus its spending on students.



How Pelham's Projected Per Pupil Cost Compares with Other Districts for 2017-18*

Our spending is consistently in the bottom quartile compared with other districts reporting data in Westchester and Putnam.

10 LOWEST SPENDING

| | |
|---------------|---------------|
| Port Chester | 20,002 |
| New Rochelle | 23,551 |
| Peekskill | 23,632 |
| Mamaroneck | 23,782 |
| Rye Neck | 24,509 |
| PELHAM | 24,942 |
| Ossining | 25,160 |
| Rye City | 25,614 |
| Eastchester | 25,790 |
| Tarrytown | 26,958 |

10 HIGHEST SPENDING

| | |
|-----------------|--------|
| Pocantico Hills | 68,075 |
| Byram Hills | 38,191 |
| North Salem | 38,046 |
| Briarcliff | 35,423 |
| Katonah | 34,882 |
| Garrison | 34,398 |
| Hendrick Hudson | 34,129 |
| Valhalla | 33,568 |
| Irvington | 33,091 |
| Elmsford | 32,466 |

MEDIAN
\$29,004

*Based on 2017-18 projections of reporting districts

The Revenue & Tax Rate Info, 2018-19 Budget

Tax Rebate for STAR Recipients

The 2018-19 Pelham Schools' budget complies with the tax cap. As a result, qualified STAR recipients are eligible to receive a tax rebate from New York State next fall.

For more information on STAR, please visit:
<https://www.tax.ny.gov/pit/property/star>

PROJECTED TAX RATE PER THOUSAND

| | 2017-18 Actual | 2018-19 Projected | Change |
|--|-------------------|----------------------|---------|
| Budget | \$72,780,000 | \$73,650,000 | 1.20% |
| Tax Levy | \$60,427,331 | \$61,692,210 | 2.09% |
| Tax Rate, Res. Homeowners* | \$18.87 | \$18.39 | -\$0.48 |
| Homestead Tax Rate | | | |
| Tax Rate, Commercial Property Owners* | \$26.13 | \$25.99 | -\$0.14 |
| Non-Homestead Tax Rate | | | |

*Tax rates are per \$1,000 of assessed value. The 2018-19 school taxes are based on the 2017 assessments.

HOW TO CALCULATE PROJECTED SCHOOL TAXES FOR 2018-19

Residential Homeowners: Using your property's 2017 assessed value:

1. Divide your total assessed value* for 2017 by \$1,000 to get your value on a per \$1,000 basis..
2. Multiply by \$18.39, the projected tax rate.
3. Deduct Basic STAR savings of \$1,711 or Enhanced STAR savings of \$3,553, if applicable.

*Veteran and Partial Exemptions should be deducted from your total assessed value.

ASSESSED VALUATION

Assessed valuation has an impact on the amount of taxes a homeowner pays. As of March 2018, the homestead assessed valuation increased by \$130,152,225 from the prior year and the non-homestead increased by \$7,024,323. These assessment figures are subject to change before tax bills are issued.

| | |
|--|------------------------|
| Projected Residential Valuation | \$2,752,728,450 |
| Projected Commercial Valuation | \$425,463,847 |
| Projected Total | \$3,178,192,297 |

BUDGETED REVENUE

Property Taxes **\$61,692,210**

The majority of the District's revenue comes from property taxes. The increase is compliant with the cap allowed by NYS law for the Pelham Schools.

State Aid **\$7,843,736**

This amount is based on the State's adopted budget and reflects an increase of \$507,778. This is due primarily to an increase in BOCES, Building, and Foundation aids.

Miscellaneous Receipts **\$2,389,054**

This includes money from categories such as tuition and health services from other districts, shared town maintenance, interest on deposits, county sales tax revenue, rental of real property, and small miscellaneous revenue items.

Appropriated Fund Balance **\$810,000**

This includes an appropriation of fund balance generated from favorable operating results.

Appropriated Fund Balance - ERS Pension Reserve Fund **\$715,000**

This money is an appropriation from the Reserve Fund established by the Board in 2008 to fund State-required pension contributions to the NYS Employee Retirement System (ERS).

Appropriated Fund Balance - Debt Service Fund **\$200,000**

This money is an appropriation from the Debt Service fund, which includes excess proceeds from past bonded capital projects.

Senior Citizen Gold Card

Residents of the Town of Pelham, 60 years or older, are eligible for a Gold Card. This will admit you, at no charge, to designated school musicals and dramatic presentations. Please contact Alex Wolff at 738-3434, ext. 1131 or awolff@pelhamschools.org.

RESIDENCY CHECK

- 24** students investigated for residency verification
- 17** identified as residents
- 7** determined to be non-residents

We continually work to improve our system to verify that incoming students are residents. For concerns regarding residency, please call 738-3434, ext. 1166 or send an email to residency@pelhamschools.org.

SCHOOL DISTRICT BUDGET NOTICE

| Overall Budget Proposal | Budget Adopted for the 2017-18 School Year | Budget Proposed for the 2018-19 School Year | Contingency Budget for the 2018-19 School Year* |
|---|--|---|---|
| Total Budgeted Amount, Not Including Separate Propositions | \$72,780,000 | \$73,650,000 | \$72,885,000 |
| Increase/Decrease for the 2018-19 School Year | | \$870,000 | \$105,000 |
| Percentage Increase/Decrease in Proposed Budget | | 1.20% | 0.14% |
| Change in the Consumer Price Index | | 2.13% | |
| A. Proposed Levy to Support the Total Budgeted Amount | \$60,427,331 | \$61,692,210 | |
| B. Levy to Support Library Debt, if Applicable | \$0 | \$0 | |
| C. Levy for Non-Excludable Propositions, if Applicable** | \$0 | \$0 | |
| D. Total Tax Cap Reserve Amount Used to Reduce Current Year Levy | \$0 | \$0 | |
| E. Total Proposed School Year Tax Levy (A + B + C - D) | \$60,427,331 | \$61,692,210 | \$60,427,331 |
| F. Total Permissible Exclusions | \$1,534,989 | \$1,387,805 | |
| G. School Tax Levy Limit, <u>Excluding</u> Levy for Permissible Exclusions | \$58,984,650 | \$60,304,405 | |
| H. Total Proposed School Year Tax Levy, <u>Excluding</u> Levy to Support Library Debt and/or Permissible Exclusions (E - B - F + D) | \$58,892,342 | \$60,304,405 | |
| I. Difference: (G - H); (Negative Value Requires 60.0% Voter Approval - See Note Below Regarding Separate Propositions)** | \$92,308 | \$0 | |
| Administrative Component | \$6,563,554 | \$6,676,475 | \$6,646,671 |
| Program Component | \$54,884,854 | \$55,899,867 | \$55,650,332 |
| Capital Component | \$11,331,592 | \$11,073,658 | \$10,587,997 |

*Pursuant to Section 2023 of NYS Education Law, a contingent budget must be adopted by the Board of Education if a proposed budget has been defeated twice by the voters. A contingency budget may not result in a tax levy greater than the tax that was levied for the prior school year. It is the Board of Education's authority to determine what to include in the contingency budget; however, costs related to non-contingent expenditures must be eliminated. Some examples of non-contingent expenditures include: new equipment; public use of school buildings/grounds except where there is no net cost to the District; non-essential maintenance; capital expenditures; and salary increases for certain unrepresented, non-certified staff. The contingency budget figures noted above represent the following assumptions: no tax levy increase over 2017-18; increase in appropriated fund balance of \$500,000 as a funding source; removal of all new equipment purchases (\$157,000); elimination of capital projects (\$386,000); elimination of salary increases for unrepresented & non-certified staff (\$37,000); and unspecified reductions in the Program component of the budget (\$200,000).

**List Separate Propositions that are not included in the Total Budgeted Amount: (Tax Levy associated with educational or transportation services propositions are not eligible for exclusion and may affect voter approval requirements.)

| Description | Amount |
|---|--------------|
| Proposition 1: Facilities upgrades to address capacity, ADA accessibility, safety & security features and infrastructure. | \$52,900,000 |
| Proposition 2: Athletic facilities & fields projects to address issues resulting from increased use & growing participation by our physical education and athletic programs. | \$4,624,892 |

NOTE: Please submit an electronic version (Word or PDF) of this completed form to: emscmgts@nysed.gov

Under the Budget Proposed for the 2018-19 School Year

Estimated Basic STAR Exemption Savings¹

\$1,711

The annual budget vote for the fiscal year 2018-19 by the qualified voters of the Pelham Union Free School District, Westchester County, New York, will be held at the Pelham Memorial High School in said district on Tuesday, May 15, 2018 between the hours of 7:00am and 9:00pm, pre-vailing time in the Pelham Union Free School District, at which time the polls will be opened to vote by voting ballot or machine.

1. The basic school tax relief (STAR) exemption is authorized by section 425 of the Real Property Tax Law.

← CONTINUED from page 1

new positions, a high school social worker and a secondary supervisor of special education, both of which aim to improve social-emotional wellness supports for our students. These positions were created through the reallocation of funds within the Pupil Personnel Services department.

This year, in addition to the budget, you will see two bond propositions on the ballot. **Proposition 1** totals \$52,900,000 and includes: building a new Hutchinson School; renovating the current District offices into 6 classrooms and an orchestra rehearsal room for the MS/HS and providing two science room upgrades; providing security and ADA accessibility upgrades at Prospect Hill school; and replacing the PMHS annex roof/parapets and addressing some masonry re-pointing at Pelham Middle School. **Proposition 2** totals \$4,624,892 and includes: turfing the Glover baseball/practice fields; replacement of the tennis courts at Glover; and irrigation and renovation of Prospect Hill field. You will be asked to vote on both propositions, but if Proposition 2 is approved, it may only be implemented if Proposition 1 is also approved.

These bond propositions were developed over the course of 18 months. Throughout this process, the Board and District consulted with architects, construction professionals, masonry experts, engineers, and others, while also holding more than 50 community engagement sessions.

We encourage you to review the pages of this FOCUS to learn more about the budget and bond proposals. If you have any questions, feel free to reach out to us at BOE@pelhamschools.org. Most importantly, we hope you will VOTE on Tuesday, May 15 from 7 am - 9 pm in the PMHS Main Gym. And as always, we thank you for your support.

Sincerely,
Madeline Smith, President,
Pelham Board of Education

2018-19 Budget Appropriations

The complete budget can be viewed at www.pelhamschools.org.
Click "**District**" → "**Budgets & Finance**" → "**Budgets & Documents**."

| | | 2017-18 BUDGET | 2018-19 BUDGET | INCREASE (DECREASE) |
|--|--------------------------|---------------------|---------------------|------------------------|
| PROGRAM (INSTRUCTION) | | | | |
| TEACHING-REGULAR EDUCATION | | | | |
| Includes regular education costs including teacher and support staff salaries, curriculum development and teacher training. Maintains & enhances academic program. | | | | |
| | Salaries | \$24,233,143 | \$24,577,273 | \$344,130 |
| | Equipment | 36,000 | 25,808 | (10,192) |
| | Contract Services | 290,027 | 266,016 | (24,011) |
| | Supplies | 295,025 | 284,508 | (10,517) |
| | Textbooks | 192,890 | 210,456 | 17,566 |
| | BOCES Services | 2,616,619 | 2,733,744 | 117,125 |
| | TOTAL | \$27,663,704 | \$28,097,805 | \$434,101 |
| SPECIAL EDUCATION | | | | |
| Includes services related to Special Education, including Special Education teachers, and tuition for Special Education students attending programs out of district. Salaries include new administrative position (Secondary Supervisor of Special Education). | | | | |
| | Salaries | \$5,660,347 | \$5,841,466 | \$181,119 |
| | Contract Services | 73,600 | 60,025 | (13,575) |
| | Supplies | 2,800 | 2,800 | — |
| | Tuition | 357,950 | 530,094 | 172,144 |
| | BOCES Services | 870,984 | 490,357 | (380,627) |
| | TOTAL | \$6,965,681 | \$6,924,742 | (\$40,939) |
| SCHOOL LIBRARY & AUDIO VISUAL | | | | |
| Includes costs for the operation of school libraries, HS Info Center and audio visual needs. | | | | |
| | Salaries | \$670,121 | \$633,260 | (\$36,861) |
| | Supplies | 5,805 | 5,185 | (620) |
| | Library Books | 36,188 | 27,620 | (8,568) |
| | TOTAL | \$712,114 | \$666,065 | (\$46,049) |
| TECHNOLOGY | | | | |
| Includes technology support services, network applications, hardware and software support. Supplies formerly accounted for in Contract Services. | | | | |
| | Salaries | \$265,883 | \$275,049 | \$9,166 |
| | Equipment | 57,060 | 21,960 | (35,100) |
| | Contract Services | 115,452 | 96,545 | (18,907) |
| | Supplies | — | 14,963 | 14,963 |
| | Software | 122,583 | 96,311 | (26,272) |
| | TOTAL | \$560,978 | \$504,828 | (\$56,150) |
| PUPIL PERSONNEL | | | | |
| Includes guidance services, school nurses, the school doctor, psychologists, attendance and building safety services. Salary increase includes new HS social worker position. | | | | |
| | Salaries | \$3,034,420 | \$3,123,883 | \$89,463 |
| | Equipment | 4,500 | 3,000 | (1,500) |
| | Contract Services | 389,398 | 378,737 | (10,661) |
| | Supplies | 23,800 | 21,390 | (2,410) |
| | TOTAL | \$3,452,118 | \$3,527,010 | \$74,892 |
| CO-CURRICULAR & INTERSCHOLASTIC ATHLETICS | | | | |
| Includes co-curricular activity stipends, athletic director, coaches, team equipment, supplies, supervision at athletic events and athletic training services. | | | | |
| | Salaries | \$883,562 | \$895,728 | \$12,166 |
| | Contract Services | 116,863 | 126,049 | 9,186 |
| | Supplies | 66,000 | 53,500 | (12,500) |
| | TOTAL | \$1,066,425 | \$1,075,277 | \$8,852 |
| TRANSPORTATION | | | | |
| Includes mandated transportation for pupils attending private and parochial schools, special needs students and those attending occupational education programs. Also includes transportation for athletic events and certain trips. | | | | |
| | Salaries | \$35,767 | \$36,939 | \$1,172 |
| | Charter & Athletic Trips | 161,250 | 160,185 | (1,065) |
| | Contract Transportation | 922,331 | 897,117 | (25,214) |
| | Public Transportation | 41,084 | 47,586 | 6,502 |
| | Supplies | 500 | 350 | (150) |
| | TOTAL | \$1,160,932 | \$1,142,177 | (\$18,755) |
| COMMUNITY SERVICES | | | | |
| Includes allocated costs for use of District fields and facilities by the community. | | | | |
| | Salaries | \$67,967 | \$65,528 | \$(2,439) |
| | Contract Services | 52,500 | 66,300 | 13,800 |
| | Supplies | 47,005 | 47,005 | — |
| | TOTAL | \$167,472 | \$178,833 | \$11,361 |
| EMPLOYEE BENEFITS | | | | |
| Represents contractually-required pension, health, employment taxes and other employment-related costs. | | | | |
| | TOTAL | \$13,049,930 | \$13,708,130 | \$658,200 |
| INTERFUND TRANSFER | | | | |
| Includes District share of summer school costs for special needs students. | | | | |
| | TOTAL | \$30,000 | \$30,000 | — |
| LEGAL | | | | |
| Includes legal costs associated with student issues (health, welfare, safety, rights, discipline, disabilities, etc.) | | | | |
| | TOTAL | \$55,500 | \$45,000 | \$(10,500) |
| TOTAL PROGRAM | | \$54,884,854 | \$55,899,867 | \$1,015,013 |

| | | 2017-18 BUDGET | 2018-19 BUDGET | INCREASE (DECREASE) |
|--|-----------------------------|---------------------------|---------------------------|--------------------------------|
| CAPITAL (BUILDINGS & GROUNDS) | | | | |
| OPERATION & MAINTENANCE | | | | |
| Includes cost for operation and maintenance of all school buildings and grounds, including custodial staff. Contract services include anticipated property lease expenditures related to relocating the District's administrative offices off site, if the May 15 bond referendum is approved. | Salaries | \$2,334,638 | \$2,397,970 | \$63,332 |
| | Equipment | 68,900 | 100,000 | 31,100 |
| | Contract Services | 1,775,308 | 1,697,998 | (77,310) |
| | Utilities | 1,181,000 | 1,181,000 | — |
| | Supplies | 360,770 | 371,095 | 10,325 |
| | TOTAL | \$5,720,616 | \$5,748,063 | \$27,447 |
| EMPLOYEE BENEFITS | | | | |
| Represents contractually-required pension, health, employment taxes and other employment-related costs. | TOTAL | \$1,557,928 | \$1,516,476 | \$(41,452) |
| TRANSFER TO DEBT SERVICE | | | | |
| Includes debt service on capital bonds. | TOTAL | \$3,428,049 | \$3,559,119 | \$131,070 |
| TRANSFER TO CAPITAL FUND | | | | |
| Includes anticipated transfers for District-wide repair and remediation projects accounted for in the Capital Fund. | TOTAL | \$625,000 | \$250,000 | \$(375,000) |
| | TOTAL CAPITAL | \$11,331,593 | \$11,073,658 | \$(257,935) |
| ADMINISTRATION (MANAGEMENT) | | | | |
| BOARD OF EDUCATION/DISTRICT MEETING | | | | |
| Includes cost of budget vote, meetings, publications, memberships, consultants, workshops and BoardDocs. | Salaries | \$1,500 | \$1,500 | — |
| | Contract Services | 55,000 | 51,500 | (3,500) |
| | Supplies & Materials | 4,300 | 3,500 | (800) |
| | BOCES Services | 11,046 | 10,981 | (65) |
| | District Meeting | 12,500 | 12,500 | — |
| | TOTAL | \$84,346 | \$79,981 | \$(4,365) |
| DISTRICT CLERK | | | | |
| Includes stipend for district clerk (formerly included in Central Administration). | Salaries | — | \$12,559 | \$12,559 |
| CENTRAL ADMINISTRATION | | | | |
| Includes funds for the operation of the Superintendent's Office. | Salaries | \$490,228 | \$435,101 | \$(55,127) |
| | Contractual | 24,700 | 14,500 | (10,200) |
| | Supplies | 7,500 | 5,000 | (2,500) |
| | TOTAL | \$522,428 | \$454,601 | \$(67,827) |
| BUSINESS ADMINISTRATION | | | | |
| Includes funds for the District Business Office including: accounting, payroll, accounts payable and receivable, bidding, audit and personnel functions for non-certified staff. | Salaries | \$600,168 | \$641,437 | \$41,269 |
| | Contractual & Auditing | 108,015 | 108,315 | 300 |
| | Supplies | 16,000 | 13,000 | (3,000) |
| | TOTAL | \$724,183 | \$762,752 | \$38,569 |
| LEGAL | | | | |
| Includes legal costs related to contractual negotiations, labor relations, regulatory compliance, tax certiorari proceedings, etc. | TOTAL | \$129,500 | \$105,000 | \$(24,500) |
| PERSONNEL & PUBLIC INFORMATION | | | | |
| Includes funds for advertising/recruiting of certified staff, employee record keeping and the Public Information Officer. | Salaries | \$183,570 | \$186,453 | \$2,883 |
| | Equipment | 500 | 500 | — |
| | Contractual | 6,000 | 6,000 | — |
| | Supplies | 3,000 | 2,500 | (500) |
| | TOTAL | \$193,070 | \$195,453 | \$2,383 |
| SPECIAL ITEMS | | | | |
| Includes costs for liability and student accident insurance. Also includes school association dues, sewer tax and BOCES administrative fee. | Insurance | \$296,000 | \$301,350 | \$5,350 |
| | Association Dues | 24,000 | 20,000 | (4,000) |
| | Sewer Tax | 66,800 | 61,000 | (5,800) |
| | BOCES Admin. Charge | 249,515 | 287,051 | 37,536 |
| | TOTAL | \$636,315 | \$669,401 | \$33,086 |
| INSTRUCTION, ADMINISTRATION & IMPROVEMENT | | | | |
| Includes costs for administration, evaluation and revision of the instructional program, including funds for student supervision and operation of the principals' offices. Also includes staff development costs. | Salaries | \$2,346,024 | \$2,494,222 | \$148,198 |
| | Equipment | 5,786 | 5,860 | 74 |
| | Contract Services | 208,588 | 179,903 | (28,685) |
| | Supplies | 67,100 | 61,600 | (5,500) |
| | TOTAL | \$2,627,498 | \$2,741,585 | \$114,087 |
| EMPLOYEE BENEFITS | | | | |
| Represents contractually-required pension, health, employment taxes and other employment-related costs. | TOTAL | \$1,646,213 | \$1,655,143 | \$8,930 |
| | TOTAL ADMINISTRATION | \$6,563,553 | \$6,676,475 | \$112,922 |
| | TOTAL | \$72,780,000 | \$73,650,000 | \$870,000 |

The three-part budget format (program, capital, administration) presented above is in accordance with NYSED Budgeting Handbook 3 guidelines.

2015-16 & 2016-17 District Report Card

Holding Ourselves Accountable - Inspiring a Standard of Excellence for All Students



Dear Community,

Throughout my first year as superintendent of the Pelham Public Schools, I have consistently been struck by

the strong commitment to teaching, learning and achievement exhibited by our students and teachers.

This school year, we have been astounded by our science research students, who continue to earn top honors in the most prestigious competitions, awed by our talented artists, actors and actresses, and inspired by our students' dedication to making the world a better place.

In 2014, the District embarked on a five-year Strategic Plan that was based on four pillars: 21st Century Learning, Social-emotional Wellness, Networks of Support, and Professional Learning. As we prepare to transition into the final year of that plan, we can be proud of the significant strides we have made and the dividends they are paying for our students.

Over the course of the past four years, the District has rolled out an ambitious set of initiatives that have quickly become part of the bedrock of our educational program. This includes new high school course offerings, such as Mandarin Chinese and AP Computer Science, introducing the International Baccalaureate Middle Years Programme in grades 6-10, and introducing mindfulness training through the School Yoga Project.

The implementation of this plan and these initiatives continues in the proposed 2018-19 school budget with proposals designed to improve the education for students across the elementary schools, middle school and high school.

In crafting this budget, the Board of Education and I took a hard look at our program to see where we could achieve savings, reallocate resources, and run our school district more efficiently. I am pleased to present voters with a budget that complies with the tax cap, continues to reduce our reliance on fund balance and

→ CONTINUED on page 8

Measuring Our Success

OUR GRADUATES: Class of 2017

"We've increased our efforts to proactively provide our students with opportunities for social-emotional learning. These powerful strategies can enhance a student's coping skills to face life's challenges in school, career and life."

Rosemary G. Matthews,
Assistant Superintendent for
Pupil Personnel Services

| | |
|--|-------|
| Attending College | 94.7% |
| 4-Year Schools | 85.2% |
| 2-Year Schools | 9.5% |
| Total Regents Diplomas Earned | 32% |
| Regents Diplomas with Distinction Earned | 65% |
| Local Diplomas Earned | 3% |
| Graduation Rate, Bridge Academy* | 100% |

*An alternative program for students at PMHS better suited in a non-traditional high school classroom.

Improving College Readiness

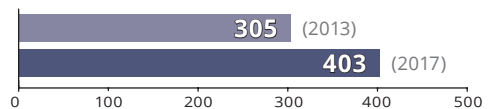
OUR STUDENTS: Taking More Challenging Courses & Succeeding

"High school students face tremendous pressures to participate and excel in rigorous learning experiences. School professionals and parents alike hold high expectations for children and the system. Institutions of higher education fuel many of these demands as well. Therefore, we must remain mindful of the delicate balance between academic and social-emotional development."

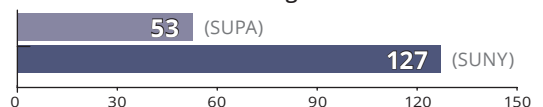
Dr. Steven M. Garcia,
Assistant Superintendent for
Curriculum, Instruction & Personnel

4-Year Perspective

Students enrolled in Advanced Placement Courses



Students enrolled in College Level Courses



| Advanced Placement Tests | # Tested | Pelham Average Score | National Average Score |
|----------------------------------|----------|----------------------|------------------------|
| English Literature & Composition | 115 | 2.6 | 2.7 |
| English Language & Composition | 146 | 3.1 | 2.8 |
| U.S. History | 101 | 3.1 | 2.6 |
| European History | 9 | 4.1 | 2.8 |
| Psychology | 31 | 3.7 | 3.0 |
| U.S. Government & Politics | 70 | 3.0 | 2.6 |
| World History | 99 | 3.6 | 2.8 |
| Calculus AB | 8 | 4.38 | 2.9 |
| Calculus BC | 37 | 3.62 | 3.6 |
| Statistics | 21 | 3.8 | 2.7 |
| Biology | 23 | 3.9 | 2.9 |
| Chemistry | 13 | 4.0 | 2.7 |
| Physics I | 87 | 3.0 | 2.4 |
| Physics II | 63 | 3.5 | 2.9 |
| Environmental Science | 7 | 4.5 | 2.7 |
| Spanish Language | 25 | 3.8 | 3.6 |
| Studio Art - 2D | 7 | 4.9 | 3.5 |

2015-16 & 2016-17 District Report Card

★ Mean SAT Scores

| | |
|------------------|------|
| Critical Reading | 2017 |
| PMHS Mean Score | 598 |
| NYS Mean Score | 528 |
| Math | |
| PMHS Mean Score | 591 |
| NYS Mean Score | 523 |

★ Mean ACT Scores

| Test | PMHS | State |
|-----------|------|-------|
| English | 28.0 | 23.2 |
| Math | 26.2 | 24.0 |
| Reading | 27.3 | 24.6 |
| Science | 26.4 | 23.9 |
| Composite | 27.1 | 24.2 |

← CONTINUED from page 7

reserves, and most importantly enhances the educational program offered to our students.

Within this budget, we are proposing three new positions, a Foreign Language Elementary School teacher to expand Spanish instruction into 4th grade, a Secondary Supervisor of Special Education that will allow our clinicians to spend more time serving the needs of our children, and a high school social worker, who will provide additional support for the social-emotional wellness of our students. This budget also expands course offerings at PMHS, continues the professional development for our staff to implement the IB MYP, and expands our curricular and extracurricular offerings alike.

While much of our focus is rightfully on our academic program, this year we are also seeking to improve our facilities through a bond referendum. The two bond propositions were formulated following more than 18 months of study and are proposed to address issues related to capacity, security, accessibility, and infrastructure.

Please continue to visit our website for more information about the budget and bond, and most importantly, make sure to vote on May 15.

Sincerely,



Cheryl H. Champ, Ed. D.
Superintendent of Schools

NYS Testing Grade 3-12

"Our teachers and administrators use multiple measures to assess learning and growth. NYS exams should be a useful diagnostic tool to assist our understanding of student learning. Unfortunately, constant changes in standards and exam structures pose challenges for educators and parents in looking at NYS test scores as a meaningful gauge of student growth or achievement."

Dr. Steven M. Garcia, Assistant Superintendent for Curriculum, Instruction & Personnel

★ 2016-17 HS Regents Exams

| Exam | # Tested | % Attaining Proficiency | % Attaining High Proficiency |
|-------------------------|----------|-------------------------|------------------------------|
| Common Core English* | 216 | 97% | 81% (level 5) |
| Global History | 232 | 96% | 67% |
| US History & Government | 212 | 100% | 80% |
| Common Core Algebra I* | 163 | 95% | 13% (level 5) |
| Common Core Geometry* | 207 | 83% | 19% (level 5) |
| Living Environment | 239 | 96% | 64% |
| Chemistry | 204 | 91% | 32% |

★ 2016-17 Pelham Middle School Regents Exams

| Exam | # Tested | % Attaining Proficiency | % Attaining High Proficiency |
|-----------------------|----------|-------------------------|------------------------------|
| Common Core Algebra I | 113 | 100% | 58% (level 5) |
| Earth Science | 226 | 92% | 63% |

Regents Assessments based on Common Core Learning Standards have 5 performance levels: (Algebra I & Geometry: level 1 = 0-54, level 2 = 55-64, level 3 = 65-79, level 4 = 80-84, level 5 = 85-100; ELA: level 1 = 0-54, level 2 = 55-64, level 3 = 65-78, level 4 = 79-84, level 5 = 85-100)

Regents Assessments based on 2005 Learning Standards have 4 performance levels: (level 1 = 0-54, level 2 = 55-64, level 3 = 65-84, level 4 = 85-100)

★ Grade 3-8 English Language Arts & Math Tests

| Exam | PELHAM 2015-16 % Attaining Proficiency | PELHAM 2016-17 % Attaining Proficiency | NYS 2016-17 % Attaining Proficiency |
|------------------------------------|--|--|---|
| Common Core English Language Arts* | 66% | 67% | 40% |
| Common Core Math* | 71% | 68% | 40% |

*The Common Core tests as well as attaining Proficiency and level 5 (Regents) are more challenging compared to previous State Exams.

Colleges Our 2013 - 2017 Graduates Are Attending

*62% of the class of 2017 are attending
the top three tiers of schools.*

| | |
|--|---------------------------------------|
| Academy of Art | Elon University |
| Adelphi University | Emory University |
| Allegheny College | Endicott College |
| American University | Eugene Lang College, The New |
| Amherst College | School for Liberal Arts |
| Anderson University | Fairfield University |
| Arizona State University | Five Towns College |
| Art Institute of Philadelphia | Florida State University |
| Auburn University | Fordham University |
| Bard College | Franklin & Marshall College |
| Barnard College | Franklin W. Olin College of |
| Barry University | Engineering |
| Bates College | Furman University |
| Boston College | George Washington University |
| Boston University | Georgetown University |
| Bowdoin College | Georgia Institute of Technology |
| Brandeis University | Gettysburg College |
| Bridgewater State University | Grinnell College |
| Brown University | Hamilton College |
| Bucknell University | Hampshire College |
| Cabrini College | Harvard University |
| Carleton College | Haverford College |
| Carnegie Mellon University | Hobart & William Smith Colleges |
| Case Western Reserve University | Hofstra University |
| Catholic University of America | Howard University |
| Champlain College | Iona College |
| Citadel, the Military College of South | Ithaca College |
| Carolina | James Madison University |
| City University of New York (CUNY): | Johns Hopkins University |
| Baruch, Borough of Manhattan | Johnson & Wales University |
| Community College, College of | Keene State College |
| Staten Island, Hunter, John Jay | Kent State University |
| College of Criminal Justice, LaGuardia | Kenyon College |
| Community College, Macaulay | King's College |
| Honors, New York City College of | La Salle University |
| Technology, Queens, Queensborough | Laboratory Institute of Merchandising |
| Community College, Stella & Charles | Lafayette College |
| Guttman Community College | Landmark College |
| Claremont McKenna College | Lehigh University |
| Clemson University | LIM College |
| Coastal Carolina University | Long Island University, C.W. Post |
| Colby College | Loyola University Maryland |
| Colgate University | Loyola University New Orleans |
| College of Charleston | Lynn University |
| College of Mount Saint Vincent | Macalester College |
| College of New Rochelle | Manhattan College |
| College of the Holy Cross | Manhattanville College |
| College of Saint Rose | Marist College |
| College of Westchester | Massachusetts Maritime Academy |
| College of William & Mary | McGill University |
| Colorado College | Mercy College |
| Columbia University | Miami University, Oxford |
| Cooper Union | Michigan State University |
| Concordia College | Middlebury College |
| Connecticut College | Mitchell College |
| Cornell University | Monmouth University |
| Cuesta College | Monroe College |
| Culinary Institute of America | Monterey Peninsula College |
| Dartmouth College | Muhlenberg College |
| Davidson College | New England Conservatory of Music |
| Dean College | New York Institute of Technology |
| Delaware State University | New York University |
| Dickinson College | Northeastern University |
| Dominican College | Northwestern University |
| Drexel University | Nova Southeastern University |
| Duke University | Nyack College |

PMHS Students in Best Schools

| Class | Most Competitive | Highly Competitive | Very Competitive | Total |
|-------|------------------|--------------------|------------------|-------|
| 2017 | 30% | 10% | 22% | 62% |
| 2016 | 27% | 20% | 29% | 76% |
| 2015 | 24% | 22% | 28% | 71% |
| 2014 | 28% | 13% | 28% | 69% |

Percentage in top 3 tiers of schools according to Barron's Profile of American Colleges

| | |
|---|--|
| Oberlin College | United States Air Force |
| Occidental College | United States Naval Academy |
| Ohio University | University of Alabama |
| Pace University | University of Arkansas |
| Pennsylvania College of Technology | University of British Columbia |
| Pennsylvania State University | University of California, Berkeley |
| Polytechnic Institute of NYU | University of Chicago |
| Pomona College | University of Colorado at Boulder |
| Pratt Institute | University of Connecticut |
| Princeton University | University of Delaware |
| Providence College | University of Denver |
| Purdue University | University of Hartford |
| Queen's University | University of Illinois at Urbana- |
| Quinnipiac University | Champaign |
| Rhode Island School of Design | University of London Royal Holloway |
| Richard Bland College | University of Maryland, College Park |
| Roger Williams University | University of Massachusetts, |
| Rollins College | Amherst |
| Rutgers University, New Brunswick | University of Miami |
| Sacred Heart University | University of Michigan |
| Saint Joseph's University | University of Minnesota |
| Saint Leo University | University of Mississippi |
| Saint Michael's College | University of Missouri |
| San Francisco Art Institute | University of New Hampshire |
| Sarah Lawrence College | University of New Haven |
| Savannah College of Art & Design | University of North Carolina at |
| Skidmore College | Chapel Hill |
| Smith College | University of North Carolina at |
| Southeastern University | Charlotte |
| Southern New Hampshire University | University of Notre Dame |
| Springfield College | University of Oregon |
| St. John's University | University of Pennsylvania |
| St. Lawrence University | University of Pittsburgh |
| St. Thomas Aquinas College | University of Rhode Island |
| Stanford University | University of Richmond |
| State University of New York | University of Scranton |
| (SUNY): Binghamton University, | University of South Carolina |
| Brockport, Buffalo State, Canton, | University of St. Andrews |
| Cobleskill, Cortland, Delhi, Dutchess | University of Tampa |
| Community College, Environmental | University of Texas |
| Science & Forestry, Farmingdale | University of Utah |
| State, Fashion Institute of Technology, | University of Vermont |
| Fredonia, Geneseo, Hudson Valley | University of Virginia |
| Community College, Maritime, New | University of Wisconsin, Madison |
| Paltz, Oneonta, Oswego, Potsdam, | Vanderbilt University |
| Purchase, Stony Brook University, | Vassar College |
| Sullivan County Community College, | Villanova University |
| Tompkins Cortland Community | Virginia Commonwealth University |
| College, University at Albany, | Virginia Polytechnic Institute & State |
| University at Buffalo, Westchester | University |
| Community College | Wake Forest University |
| Syracuse University | Washington & Lee University |
| Texas A&M University | Washington University in St. Louis |
| Texas Tech University | Wesleyan University |
| Towson University | West Virginia University |
| Trinity College, Connecticut | Western New England University |
| Tufts University | Western University |
| Tulane University | Williams College |
| Union College | Yale University |

2018 Bond Referendum *Building Today for Pelham Tomorrow*

Proposition 1: Facilities Upgrades

PROJECT COST: \$52,900,000 | **Annual Estimated Tax Impact: \$79 per \$100,000 assessed home value**
(full impact anticipated to be phased in by 2022-23)*

New Hutchinson School



- ♦ Construction of new Hutchinson School on corner of Fifth Street and Third Avenue
- ♦ Addresses identified issues with current school, such as façade/building envelope, basement level classes, capacity, ADA accessibility, portable classrooms, and safety and security
- ♦ \$42.4 million cost includes design/construction contingencies, cost escalation, removal of the old school, and full site restoration, including a field similar in size to the current one

Renovation at PMHS/PMS



- ♦ Current District offices will be converted into 6 classrooms, a dedicated orchestra rehearsal room and separate orchestra storage room
- ♦ Two science rooms will be upgraded to provide space and resources for the science research program, computer science and physics
- ♦ Will provide greater flexibility in scheduling at both schools and address capacity concerns

Prospect Hill Security & ADA Accessibility Upgrades



- ♦ Creation of a double-door security vestibule will bring Prospect Hill in line with safety and security features already in place at the other elementary schools
- ♦ New elevator on south side of the main entrance to access three classroom levels
- ♦ Interior lift to access gym
- ♦ Bathroom upgrades

Replacement of PMHS Annex Roof & Parapets



- ♦ Includes replacement of roof/parapets on annex which connects the high school and middle school and are original to the building's construction in 1964
- ♦ Addresses water intrusion/leaking
- ♦ Project also includes some masonry repointing on Pelham Middle School

**Tax impacts based on 2017-18 base proportions and assessment roll*

Proposition 2: Athletic Facilities & Fields

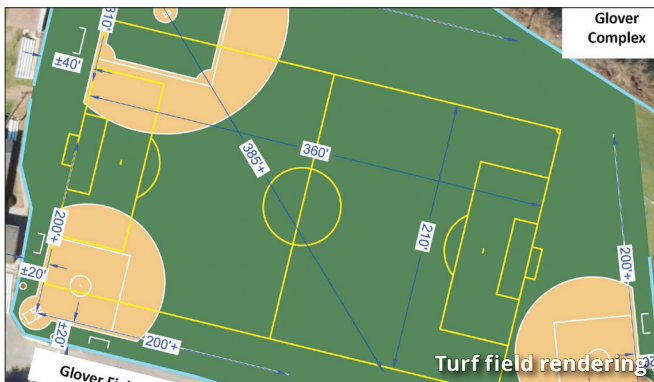
(If Proposition 2 passes, it will only be implemented if Proposition 1 also passes)

PROJECT COST: 4,624,892 | **Annual Estimated Tax Impact:** \$7 per \$100,000 assessed home value
(full impact anticipated to be phased in by 2022-23)*

Turfing of Glover



Glover baseball/practice fields



- ♦ Installation of synthetic turf on practice fields (Varsity, A and B) and adjoining baseball fields will allow for more frequent use and extended playing seasons for a variety of sports
- ♦ Turf field will include improved drainage, allowing for use in some inclement weather conditions

Glover Tennis Court Replacement



Cracking on Glover tennis courts

- ♦ Replacing the tennis courts at Glover will address cracking and uneven surfaces that have developed over the years

Prospect Hill Field Irrigation & Renovation



Prospect Hill Field

- ♦ This project would improve drainage and usability at Prospect Hill field

Note: The fields/athletic facilities projects in Proposition 2 are expected to qualify for state building aid when paired with projects in Proposition 1.

Bond 2018 Tax Impact

Visit pelhamschools.org/bond to use our online tax calculator

Estimated Annual Tax Impact per \$100,000 Assessed Home Value*

| Proposition 1 | Proposition 2 | Propositions 1 & 2 Combined** |
|---------------|---------------|-------------------------------|
| \$79 | \$7 | \$86 |

Estimated Annual Tax Breakdown by Assessed Home Value*

| Home Value | Proposition 1 | Proposition 1 & 2 Combined** |
|---------------|---------------|------------------------------|
| \$500,000 | \$393/yr | \$429/yr |
| \$800,000 | \$628/yr | \$687/yr |
| \$1.2 million | \$942/yr | \$1,031/yr |

*Estimated annual tax impact based on 2017-18 base proportions and assessment roll. The interest rate used is the current Municipal Market Data (MMD) + 50 basis points to allow for changing rates. Estimated annual tax impacts are calculated based on net local share, which includes the reimbursement of state building aid.

**If Proposition 2 passes, it may only be implemented if Proposition 1 also passes.

A Note on State Building Aid

The estimated tax impacts are based on the net local share, accounting for state building aid reimbursement and interest cost.

The District will receive approximately 39% reimbursement in state building aid for the aidable portions of these projects in subsequent years. According to project estimates for Proposition 1, we expect to receive approximately \$13.9 million in state building aid.

The fields/athletic facilities projects in Proposition 2 are expected to qualify for state building aid when paired with projects in Proposition 1. We expect to receive approximately \$2.2 million in state building aid for Proposition 2.

The total building aid the District would expect to receive for Propositions 1 and 2 combined is approximately \$16.1 million.

**BOARD OF EDUCATION**

Madeline Smith, *Pres.*.....633-4504
Christa D. Acampora, *Vice Pres.*.....380-6888
Susan Bratone Childs.....740-5187
Jessica DeDomenico.....654-8585
Thomas F. Imperato.....738-3828
Peter S. Liaskos.....(917) 885-9628
Stephen Molineaux.....(917) 304-0776

SUPERINTENDENT OF SCHOOLS

Cheryl H. Champ, Ed. D.....738-3434, ext. 1155

EDITOR

Alex Wolff

DESIGNER

Beth Pollock

PHOTOGRAPHER

Deborah Karson

ECRWSS EDDM
Postal Customer
Pelham, NY 10803

VOTE! School Budget & School Board Election
May 15: PMHS Gym, 7 am - 9 pm

Mark Your Calendar**TENURE RECOGNITION**

May 22, Reception: 7:30 pm, *HS Library*;
Meeting: 8:15 pm, *MS Library*. Receiving tenure are:

Teachers: Nicole Giordano, Jeannette Golkowski,
Madison Martineau, Scott Avena, Laura
Battema (Calabrese), Adrienne Flynn, Ariadne
Livaditis, Neil Schleifer; Psychologists: Elizabeth
Belanfante, Sarah DeSoye; Administrators: Judd
Rothstein, Thomas Callahan.

RETIREE RECOGNITION

June 5, Reception: 7:30 pm, *HS Library*;
Meeting: 8:15 pm, *MS Library*. Retiring are:

Mr. Anthony Mandile
Ms. Regina Ricci
Mrs. Rosemary Matthews
Ms. Stevie Pollock
Dr. Paul Farrell
Ms. Joan Walder

**UNCONTESTED
SCHOOL BOARD ELECTION**

Two candidates are running uncontested for the two open seats on the Board of Education. They are Eileen Miller and Jessica R. Young.

Both open positions are for full three-year terms. View PTA-sponsored Candidates' Forum on Cablevision Ch. 77/FiOs Ch. 42 or at pelhamschools.org (see "Good to Know").

For More Budget Info

VISIT pelhamschools.org. Click "District" → "Budgets & Finance" → "Budgets & Documents."

CALL School Board members or Superintendent Champ (numbers listed above).

EMAIL questions to boe@pelhamschools.org.

WATCH Cablevision Ch. 77 or FiOS Ch. 42.

ARE YOU READY TO VOTE?

Contact District Clerk, Stephanie Pollock, for all questions regarding voting.

☎ 738-3434, ext. 6 ✉ spollock@pelhamschools.org 📍 18 Franklin Place

Voter Registration Information

The budget and bond/school board member election will take place on **Tuesday, May 15, 2018** in the PMHS gym. Polls will be open from 7:00 am - 9:00 pm. *Eligible voters must be registered to vote.**

VOTER QUALIFICATIONS

- ♦ be 18 years of age or older on the day of the vote
- ♦ be a United States citizen
- ♦ be a resident of the Pelham School District for at least 30 days prior to the day of the vote
- ♦ not be in jail or on parole for a felony conviction
- ♦ not claim the right to vote elsewhere
- ♦ be registered to vote with either the County Board of Elections or with the School District Board of Registration.

**You are registered if you are on the Westchester County voters' list and voted at least once during the last 4 years or you have personally registered with the District.*

IF YOU ARE NOT REGISTERED

You can register in person with the School District Board of Registration on the following date in the District Office at 18 Franklin Place:

Monday, May 7, 4:00 pm - 8:00 pm

You can register with the County by filling in a voter registration form available from the Town Clerk (738-0777), the Superintendent's Office (738-3434, x-1155) or download a form at: citizenparticipation.westchestergov.com/voting/register-to-vote. Once the form is printed, sign it in blue or black ink. *Only an original copy can be submitted. Digital or portable-document-file-generated (ie. Adobe Acrobat) signatures are not acceptable.* The form must then be mailed or delivered to the Westchester County Board of Elections per the instructions and address provided on the form.

QUALIFICATIONS FOR ABSENTEE BALLOTS

If a voter won't be able to get to the polls on May 15 from 7:00 am - 9:00 pm, for one or more of the following reasons, absentee ballots are available:

- ♦ Unavoidably absent from Westchester County on May 15
- ♦ Unable to appear at the polls due to illness or disability
- ♦ A patient in a Veterans' Administration Hospital
- ♦ Detained in jail awaiting grand jury action or confined in prison after conviction for an offense other than a felony

TO VOTE BY ABSENTEE BALLOT

- 1 file an application
- 2 fill in the ballot after receipt
- 3 return the ballot.

Applications for absentee ballots are available at the Superintendent's office, at pelhamschools.org/voter_registration, or by calling the District Clerk at 738-3434.

If ballots are to be mailed to the voter, completed applications must be returned to the District Clerk at 18 Franklin Place, Pelham, NY 10803 no later than 4:00 p.m. E.S.T. on May 8.

If applications are delivered personally, they must be turned in to the District Clerk at 18 Franklin Place by 4:00 p.m. on May 14. You will be given a ballot that must be returned by 5:00 p.m. on May 15.

Stevie Pollock, the District Clerk, is located at 18 Franklin Place. Please call her for all questions on the vote and election at 738-3434.