



Pleasantville High School

Overview

Testing and Trends

Post Graduate

Student Program

November 20, 2012

*Welcome to
Pleasantville
High School*

*“Enter to Learn
Go Forth to Serve”*






The Pleasantville team

Dawn Bartz, *PHS Principal*

Gregg Fonde, *Assistant Principal*


Joyce Connell, *Coordinator of School Counseling
and Guidance*

Virginia Mancini, *Curriculum Coordinator*




Points of 2012 Panther Pride

- **Gold Medal awards as a Top Performing School in the nation and New York State by *U.S. News & World Report*, *Newsweek* magazine, and *The Washington Post***
- **New York State Department of Education Reward School for outstanding academic performance**
- **Counselor of the Year, Joyce Connell, New York State School Counselor Association**




Points of 2012 Panther Pride

- 101 Advanced Placement Scholars and 10 Named National AP Scholars
- National Merit Awards
- 14 Scholar Athlete Teams
- **\$5.2 million** in college scholarships awarded to the Class of 2012
- **Gold Medal** awards for **Wind Ensemble** and **Chorus** from the New York State School Music Association (NYSSMA)
- **Silver Medal** award for **Orchestra** from NYSSMA



Points of 2012 Panther Pride

- Thirteen student musicians selected for **Area All State** Ensembles
- *Award-winning* Theater program
- *Award-winning* Forensics speech and debate program
- MSG Varsity *Award-winning* student sportscaster
- *Top awards* in the New York State Olympics of the Visual Arts



Data and Trends

Data and Trends



Pleasantville High School

- **Enrollment: 585**
- College preparatory public school
- Competitive and rigorous academic classes
- Advanced Placement, Honors, Regents classes
- **Student-teacher ratio: 18:1**
- **Four guidance and college counselors: 1:148**
- Expanded hours in the PHS library and media center
- Three computer labs
- Interscholastic Sports Teams: 22
- **Closed Campus**
- Mascot: Panther



English class at Pleasantville High School with Mr. Johnson, who teaches Creative Writing and Advanced Placement English Literature



PHS Graduation Requirements

- English 4 years
- Social Studies 4 years
- Math 3 years
- Science 3 years
- Foreign Language 1-3 years
- Health .5 years (10th grade)
- Art and/or Music 1 year
- Electives 1.5-3.5 years
- PE 4 years



College Scholarship Awards

Year Awards	Total Awarded	Pocantico
• 2011-2012	\$5,251,121	\$211,450 (6)
• 2010-11	\$3,989,905	\$402,500 (10)
• 2009-10	\$3,783,399	\$429,450 (9)
• 2008-09	\$1,057,036	\$29,700 (3)
• 2007-08	\$2,881,550	\$158,500 (6)

Six- year enrollment

Pocantico Enrollment

• Academic Year	9th	10th	11th	12th	total
• 2007-08	25	17	7	14	63
• 2008-09	15	24	18	7	64
• 2009-2010	16	17	24	19	76
• 2010-2011	16	12	15	25	68
• 2011-2012	12	16	12	14	54
• 2012-2013	5	10	16	13	44

Pleasantville Enrollment (including Pocantico)

• Academic Year	9	10	11	12	total
• 2007-08	151	171	133	138	593
• 2008-09	140	148	174	135	597
• 2009-2010	164	142	144	170	620
• 2010-2011	141	159	140	145	585
• 2011-2012	149	141	160	145	595
• 2012-2013	147	147	140	160	594



Advanced Placement



18 Advanced Placement Classes

- Biology
 - Calculus AB
 - Chemistry
 - Computer Science A
 - English Language & Composition
 - English Literature & Composition
 - Environmental Science
 - European History
 - French Language
 - Music Theory
 - Physics B
 - Psychology
 - Spanish Language
 - Statistics
 - Studio Art – 2 D Design
 - Studio Art – Drawing
 - US Gov't & Politics
 - US History
 - College Italian*
- *Mercy College class on campus*



AP Course Statistics (*open enrollment*)

2011-2012

- 237/595 (40%)
- 89.5% (3+)
- (AP Scholars)
- 100 = 12th
- 87 = 11th
- 50 = 10th

2012/2013

- 220/594 (37%)
- 105 = 12th (8)
- 91 = 11th (8)
- 22 = 10th (1)
- 2 = 9th



Pocantico AP total enrollment (2007-2012)

2007-08	2008-09	2009-10	2010-11	2011-12	2012-13
----------------	----------------	----------------	----------------	----------------	----------------

27

45

50

58

35

13

2012 AP testing by subject () = # of Pocantico students

	# of students enrolled	# of students at 3 and above	% at 3 and above
Biology	19	18	94
Calculus AB	31 (2)	22 (1)	70
Chemistry	11	10	90
Computer Science	11	11	100
English Lang/Comp	73 (5)	64 (5)	87
English Lit/Comp	62 (2)	55 (1)	88

2012 AP testing by subject


	# of students enrolled	# of students at 3 and above	% at 3 and above
Environmental Science	52 (3)	39 (2)	75
European History	48 (3)	46(2)	95
French	5	5	100
Music Theory	5	5	100
Physics B	13	12	92
Psychology	47 (4)	43 (3)	91

2012 AP testing by subject

	# of students enrolled	# of students at 3 and above	% at 3 and above
Spanish	9	8	88
Statistics	12 (2)	12(2)	100
Studio Art – 2D Design	6 (1)	6 (1)	100
Studio Art - Drawing	5	4	80
US Gov't & Politics	36 (1)	32 (1)	88
US History	49 (3)	45 (2)	91

AP Scholar Awards 2012

- **AP Scholar Award** (scored 3 or higher on 3 or more AP Exams
16 (class of 2012) 18 (2) (class of 2013) **Total = 34 (2)**)
- **AP Scholar with Honor Award** (scored 3 or higher on 4 or more AP exams with an average grade of 3.25 or above)
11 (1) (2012) 14(2013) **Total = 25 (1)**
- **AP Scholar with Distinction Award** (scored 3 or higher on 5 or more AP exams, with an average grade of 3.5 or above)
41 (1) (2012) 3(2013) **Total = 44 (1)**
- **National AP Scholars** (Given to students who scored 4 or higher on 8 or more AP exams and had an average score of at least 4 on all AP exams taken) 10 (1)(2012) **Total = 10 (1)**



Regents

Regents Results 2011-2012

Pleasantville Results						Pocantico Results					
Subject	Total Exams Taken	Total Passing	% Passing	Total Mastery	% Mastery		Total Exams Taken	Total Passing	% Passing	Total Mastery	% Mastery
English	158	156	98.73%	119	75.32%		12	12	100.00%	6	50.00%
Global	149	142	95.30%	93	62.42%		17	16	94.12%	8	47.06%
US History	154	152	98.70%	110	71.43%		12	12	100.00%	8	66.67%
Int. Alg I	114	109	95.61%	32	28.07%		7	7	100.00%	1	14.29%
Geometry	121	118	97.52%	76	62.81%		9	8	88.89%	4	44.44%
Alg 2/Trig	98	91	92.86%	54	55.10%		8	8	100.00%	3	37.50%
Earth Sci.	98	92	93.88%	53	54.08%		8	7	87.50%	3	37.50%
Liv. Env.	134	133	99.25%	110	82.09%		14	14	100.00%	6	42.86%
Chemistry	126	122	96.83%	42	33.33%		8	8	100.00%	2	25.00%

Regents Results 2008-2012

Pleasantville Results						Pocantico Results					
English	Total Exams Taken	Total Passing	% Passing	Total Mastery	% Mastery		Total Exams Taken	Total Passing	% Passing	Total Mastery	% Mastery
2007-2008	138	135	97.83	86	62.32		14	14	100.00%	8	57.14
2008-2009	170	167	98.24	112	65.88		18	17	94.44	14	77.78
2009-2010	150	148	98.67	112	74.67		24	24	100	19	79.17
2010-2011	137	136	99.27	103	75.18		14	14	100	8	57.14
2011-2012	158	156	98.73%	119	75.32%		12	12	100.00%	6	50.00%

Regents Results 2008-2012

Pleasantville Results						Pocantico Results					
Global History & Geography	Total Exams Taken	Total Passing	% Passing	Total Mastery	% Mastery		Total Exams Taken	Total Passing	% Passing	Total Mastery	% Mastery
2007-2008	139	118	84.89	62	44.60		9	4	44.44	2	22.22
2008-2009	163	141	86.50	93	57.06		25	21	84.00	14	56.00
2009-2010	150	131	87.33	77	51.33		16	11	68.75	1	6.25
2010-2011	164	153	93.29	84	51.22		14	13	92.86	4	28.57
2011-2012	149	142	95.30	93	62.42		17	16	94.12	8	47.06

Regents Results 2008-2012

Pleasantville Results						Pocantico Results					
U. S. History	Total Exams Taken	Total Passing	% Passing	Total Mastery	% Mastery		Total Exams Taken	Total Passing	% Passing	Total Mastery	% Mastery
2007-2008	141	130	92.20	88	62.41		17	14	82.35	10	58.82
2008-2009	177	172	97.18	119	67.23		18	16	88.89	10	55.56
2009-2010	144	141	97.92	113	78.47		25	24	96.00	16	64.00
2010-2011	139	135	97.12	105	75.54		14	14	100.00	6	42.86
2011-2012	154	152	98.70	110	71.43		12	12	100.00	8	66.67

Regents Results 2009-2012

Pleasantville Results						Pocantico Results					
Living Env.	Total Exams Taken	Total Passing	% Passing	Total Mastery	% Mastery		Total Exams Taken	Total Passing	% Passing	Total Mastery	% Mastery
2008-2009	148	145	97.97	96	64.86		16	16	100.00	6	37.5
2009-2010	136	134	98.53	93	68.38		13	12	92.31	6	46.15
2010-2011	158	158	100.00	108	68.35		13	13	100.00	4	30.77
2011-2012	134	133	99.25	110	82.09		14	14	100.00	6	42.86

Regents Results 2008-2012

Pleasantville Results						Pocantico Results					
Earth Science	Total Exams Taken	Total Passing	% Passing	Total Mastery	% Mastery		Total Exams Taken	Total Passing	% Passing	Total Mastery	% Mastery
2007-2008	121	107	88.43	37	30.58		15	13	86.67	5	33.33
2008-2009	93	81	87.10	45	48.39		10	5	50.00	3	30.00
2009-2010	118	100	84.75	48	40.68		16	12	75.00	3	18.75
2010-2011	89	82	92.13	46	51.69		13	10	76.92	2	15.38
2011-2012	98	92	93.88	53	54.08		8	7	87.50	3	37.50

Regents Results 2008-2012

Pleasantville Results						Pocantico Results					
Chemistry	Total Exams Taken	Total Passing	% Passing	Total Mastery	% Mastery		Total Exams Taken	Total Passing	% Passing	Total Mastery	% Mastery
2007-2008	101	84	83.17	13	12.87		7	6	85.71	1	14.29
2008-2009	125	116	92.80	28	22.40		17	16	94.12	4	23.53
2009-2010	108	101	93.52	25	23.15		9	8	88.89	1	11.11
2010-2011	112	103	91.96	33	29.46		9	7	77.78	0	0.00
2011-2012	126	122	96.83	42	33.33		8	8	100.00	2	25.00

Regents Results 2009-2012

Pleasantville Results						Pocantico Results					
Int. Alg.	Total Exams Taken	Total Passing	% Passing	Total Mastery	% Mastery		Total Exams Taken	Total Passing	% Passing	Total Mastery	% Mastery
2008-2009	106	102	96.23	43	40.57		9	9	100.00	1	11.11
2009-2010	127	120	94.49	35	27.56		19	17	89.47	3	15.79
2010-2011	115	111	96.52	43	37.39		11	10	90.91	3	27.27
2011-2012	114	109	95.61	32	28.07		7	7	100.00	1	14.29

Regents Results 2009-2012

Pleasantville Results						Pocantico Results					
Geometry	Total Exams Taken	Total Passing	% Passing	Total Mastery	% Mastery		Total Exams Taken	Total Passing	% Passing	Total Mastery	% Mastery
2008-2009	96	94	97.92	52	54.17		9	4	44.44	4	44.44
2009-2010	132	130	98.48	64	48.48		11	10	90.91	5	45.45
2010-2011	138	135	97.83	82	59.42		12	11	91.67	6	50.00
2011-2012	121	118	97.52	76	62.81		9	8	88.89	4	44.44

Regents Results 2010-2012

Pleasantville Results

Alg 2/ Trig	Total Exams Taken	Total Passing	% Passing	Total Mastery	% Mastery
2009- 2010	75	72	96.00	44	58.67
2010- 2011	102	95	93.14	55	53.92
2011- 2012	98	91	92.86	54	55.10

Pocantico Results

Total Exams Taken	Total Passing	% Passing	Total Mastery	% Mastery
6	6	100.00	3	50.00
6	6	100	2	33.33
8	8	100.00%	3	37.50%

Middle School Assessment Results

June 2012

Pleasantville Results					
Subject	Total Exams Taken	Total Passing	% Passing	Total Mastery	% Mastery
Int. Alg 1	50	50	100.00%	45	90.00%

Middle School Assessment Results

June 2012

Pleasantville Results					
Subject	Total Exams Taken	Total Passing	% Passing	Total Mastery	% Mastery
Earth Sci.	49	49	1	46	93.88%



SAT

Measures developed verbal and mathematical reasoning abilities
important for success in college; this relationship pertains particularly to
freshman year in college



SAT trends

• Year	Average Score		
	Reading	Math	Writing
• 06 -07	536 (530)	587 (510)	564 (510)
• 07-08	558 (561)	563 (550)	551 (555)
• 08-09	564 (477)	580 (528)	552 (504)
• 09-10	554 (565)	562 (557.5)	552 (504)
• 10-11	561 (565)	558 (577.5)	542 (577)
• 11-12	576 (526)	585 (570)	576 (556)



2012 and 2011 SAT Scores

Critical Reading, Math, Writing
(2012)

PHS: 576 (R) 585 (M) 576 (W)

(P): 526 570 556

USA: 496 488 514

137 students participated in 2012

Critical Reading, Math, Writing
(2011)

PHS: 561 (R) 558 (M) 576 (W)

(P): 565 577 577

USA: 497 514 489

133 students participated in 2011



SAT National Merit Competition

Year	All PHS Students	Pocantico
• 2006	2 Finalists, 3 Commended	
• 2007	1 Semi-finalist, 1 Finalist, 8 Commended	
• 2008	3 Finalists, 8 Commended	
• 2009	8 Commended	1 Commended
• 2010	2 Finalists, 6 Commended	1 Commended
• 2011	1 Finalist, 12 Commended	1 Commended



ACT Trends 2008-2012 Composite Scores

Year	PHS	Pocantico
• 2008-09	25.6 (56)	22.4 (7)
• 2009-10	24.7 (75)	21.6 (3)
• 2010-11	25.1 (111)	25 (12)
• 2011-12	26.6 (77)	25 (5)
• National Average 2011-12		21.1

*The composite score is the average of the 4 sub-tests:
English, Writing, Science, Math*



New College Admissions Prep Opportunities

- SAT preparation classes offered at PHS (10 week programs)
- Free PSAT practice tests offered online for PHS students
- Weekend SAT “boot camp” (3 times per year)
- SAT materials are embedded within the math and English curricula
- Practice SAT/ACT combination test and review
- Interviewing skills workshops and mock interviews with HR and college interview professionals
- College interviews on campus



College Acceptances (2012)

Pocantico Hills



College Acceptances Class of 2012

** boldface denotes student enrolled Fall 2012*

Highly Competitive

- University of Chicago
- Cornell University
- **Georgetown University**
- University of Rochester
- Tufts University
- **University of Delaware**
- Stonehill College

Very Competitive

- Marist College
- Baruch College of the CUNY
- Manhattan College
- **Bryant College**
- University of New Hampshire
- SUNY Albany
- **SUNY Purchase**



Competitive College Acceptances

- Manhattanville College
- Alfred University
- PACE University
- **Endicott College**
- Univ. of Mass., Dartmouth
- Iona College
- Long Island University, Brooklyn
- University of Hartford
- Mount St. Mary College
- Western Connecticut College
- Merrimack College
- Lehman College of CUNY
- Salve Regina
- University of Maine
- University of Mary Washington
- SUNY Plattsburgh
- Bloomsburg, University of Pennsylvania
- Kutztown, University of Pennsylvania
- Univ. of Mass., Lowell
- John Jay College of Criminal Justice, CUNY
- Queens College, CUNY
- Mount St. Vincent College
- Sacred Heart University



College Acceptance (*continued*)

Specialty Colleges

- **Pensacola Christian College**
- **New School for Jazz and Contemporary Music**


Less Competitive

- **Concordia College**
- **Dominican College**
- **SUNY Cobleskill**
- **SUNY Delhi**
- **Sullivan County Community College**
- **Mercy College**
- **Westchester Community College**
- **Centenary College**



Pocantico Post High School Data 2007-2012

<u>Class Year</u>	<u>4-year college</u>	<u>2-year</u>	<u>other</u>
• 2012	8	4	2
• 2011	18	3	5
• 2010	15	2	2
• 2009	10	2	2
• 2008	10	2	2
• 2007	6	1	1



Student Programs

Extra-Curricular and Recognition



WE




What makes PHS unique?

- A true “*community*” atmosphere (teachers, staff, students, parents, administration)
- A highly rigorous academic program
- Small class sizes, individualized attention, and a caring environment (activity period, home room)
- Many opportunities for students to *shine* in various areas including *academics*, *extra-curriculars* (art, music, drama, clubs, etc.), *athletics*, *community service*, *internships*...
- A traditional high school in many respects with an “out of the conventional box” approach
- There are over 40 clubs open to all students
- Strong transition programs
- Student recognition in multiple realms




Academic Support

- Math Lab (9-10th & 11-12th)
- Writing Workshop (9-10th & 11-12th)
 - Supervised Study Halls
 - Learning Strategies classes
- Activity period provides time daily for teacher/student support
 - Extended library and media lab hours



Students can get one-to-one help from their teachers during Activity Period.



The library is open from 7:45 a.m. to 4 p.m.



Specialized learning opportunities

- Creative Writing (9th-12th)
- The Science Research program/college credit
- Film and Cinema (social studies elective)
- Journalism (The Pleasantville Post, The Green Quill)
- Video Broadcasting
- Criminalistics
- Internship opportunities
- Drama/Theater
- Animation
- Internships

Our Performing and Visual Arts Programs

- Spring Musical
- Fall Drama
- Concert Chorus
- Drama /Theater
- Music Theory I and II
- Orchestra
- Concert Band
- Wind Ensemble
- Jazz Ensemble
- Panther Spirit Band
- *Camerata (girls chorus)*
- *Razor's Edge (boys chorus)*
- AP Music Theory
- Studio Art I and II
- Advanced Studio Art
- Ceramics/Sculpture
- Advanced Ceramics
- Digital Photography I and II
- Drawing and Painting
- Computer Graphics I and II
- Animation
- Drawing and Painting
- Accelerated Art
- Advanced Placement Design
- Fashion Illustration
- Video Production





The fine and performing arts





Varsity and JV Athletic Teams

• Baseball	37 (4)	• Boys Soccer	40 (2)
• Boys Basketball	28 (4)	• Girls Soccer	42 (1)
• Girls Basketball	22 (1)	• Softball	28 (1)
• Cheerleading	16 (2)	• Swimming	15
• Cross Country	32	• Boys Tennis	25 (1)
• Field Hockey	32 (2)	• Girls Tennis	28 (2)
• Football	63 (5)	• Track	57
• Golf	18	• Volleyball	12 (1)
• Ice Hockey	6	• Winter Track	28
• Boys Lacrosse	45 (3)	• Wrestling	23 (4)
• Girls Lacrosse	45 (4)		





The Pleasantville Panthers won this game 30-0.



Sampling of Co-Curricular Clubs and Activities

- Art
- *Camerata*
- Challenge Team – News 12
- Drama/Play
- ECHO (community service)
- Environmental
- Forensics (speech & debate)
- *Green Quill* (yearbook)
- Jazz Band
- Leadership Team
- Link Crew (freshman orientation & transition)
- Literary Magazine
- Math Team
- MSG Varsity
- Outdoor (hiking)
- Performing arts
- Pleasantville International Association
- *Razor's Edge*
- Students Against Destructive Decisions (SADD)
- Student Government
- Visions (PHS & Chamber)

There are over 40 clubs and organizations for students to join



Recognitions

- Scholarships
- Principal's Pins of Excellence
- Leadership (Hoby, Principal's recognition)
- Writing (Writers of the Month)
- *Marmaduke Writing Factory Writing Contest*
- Academic and Elective classes (Quarterly and monthly awards, ie: "Science honors", "Artist of the Month," "Writers of the Month"...))
- National, state and local awards
- Honor rolls
- Honor societies






Student Recognition

- Senior and underclassman Awards nights
- *PHS Principal's Pin of Excellence*
- Leadership (H.O.B.Y., Principal's recognition, Rotary Youth Leadership Association)
- Writing (Writers of the Month, Marmaduke Writing Factory awards)
- Academic and Elective classes (Quarterly and monthly awards, ie: "Science honors", "Artist of the Month", "Writers of the Month"...))
- National, state and local awards
- Honor and High Honor rolls
- Honor Societies (National, Forensics, Art, Foreign Language, Science)
- Village of Pleasantville Awards Ceremony



National Honor Societies

- NHS –58 members
- Art –11 members
- Forensics – 9 members, 25 on team (3)
- French – 25 members (1)
- Italian – 19 members
- Science –61 members
- Spanish –27 members (4)





Partnerships with the local community

- Jacob Burns Film Center
- Chamber of Commerce
- Town Government
- Rotary Club
- American Legion
- TV Studio
- Community Service projects
- Internships (senior year option)



9th grade program



A typical 9th grader's schedule

Algebra I or Geometry (Math)

Earth Science or Biology (Science)

Global History or Global Honors (Social Studies)

French, Spanish or Italian (foreign language)

Physical Education

**One or two Elective classes (fine or performing arts or
an academic elective)**

**Study Hall or an Academic Extra Support Class
(Writing Workshop, Math Lab, Learning Strategies)**



Ninth grade students in the cafeteria