

# TALL Tower STEM

## Tower Building STEM Challenge

For this challenge, you will need to gather a variety of items to build a tower. You can use any items you'd like, but here are some ideas to get you started:

- craft sticks
- clothespins
- paper or plastic cup
- disposable silverware
- paper towel rolls
- building blocks
- rubber bands
- muffin wrappers
- toothpicks
- index cards
- cotton swabs
- straws
- pipe cleaners
- egg cartons
- tape



## Tower Building STEM Challenge

Build the tallest tower you possibly can using only 12 items.

Rules:

- You must use a variety of items.
- Your tower must stand on its own.
- You MUST use exactly 12 items in your tower.

Write the items you will use and the quantity (amount) of each item used:

\_\_\_\_\_

\_\_\_\_\_

\_\_\_\_\_

\_\_\_\_\_

\_\_\_\_\_

Use words, pictures, and numbers to plan your tower:

\_\_\_\_\_

\_\_\_\_\_

\_\_\_\_\_

\_\_\_\_\_

\_\_\_\_\_



# Freebie

# Tower Building STEM Challenge

For this challenge, you will need to gather a variety of items to build a tower. You can use any items you'd like, but here are some ideas to get you started:


- craft sticks
- clothespins
- paper or plastic cups
- disposable silverware
- paper towel rolls
- building blocks
- rubber bands
- muffin wrappers
- toothpicks
- index cards
- cotton swabs
- straws
- pipe cleaners
- egg cartons
- tape



# Tower Building STEM Challenge

For this challenge, you will need to gather a variety of items to build a tower. You can use any items you'd like, but here are some ideas to get you started:

- craft sticks
- clothespins
- paper or plastic cups
- disposable silverware
- paper towel rolls
- building blocks
- rubber bands
- muffin wrappers
- toothpicks
- index cards
- cotton swabs
- straws
- pipe cleaners
- egg cartons
- tape

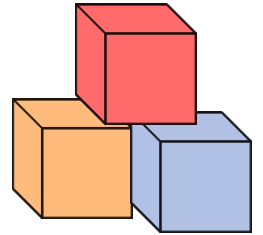


# Tower Building STEM Challenge

Build the tallest tower you possibly can using only 12 items.

Rules:

- You must use a variety of items.
- Your tower must stand on its own.
- You MUST use exactly 12 items in your tower.



Write the items you will use and the quantity (amount) of each item used:

---

---

---

---

---

Use words, pictures, and numbers to plan your tower:

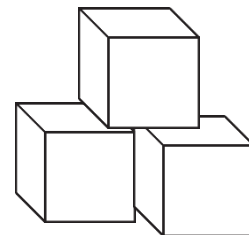
Name: \_\_\_\_\_

# Tower Building STEM Challenge

Build the tallest tower you possibly can using only 12 items.

Rules:

- You must use a variety of items.
- Your tower must stand on its own.
- You MUST use exactly 12 items in your tower.



Write the items you will use and the quantity (amount) of each item used:

---

---

---

---

---

Use words, pictures, and numbers to plan your tower:

Name: \_\_\_\_\_

Now build your tower. Draw what your tower looks like once it is actually built:



Reflect: What do you like about your design? \_\_\_\_\_

---

---

---

What would you do differently next time? \_\_\_\_\_

---

---

---

Measure your tower. How tall is it? \_\_\_\_\_

Now, take your tower apart and try to build it even taller using the same materials. Measure your new tower. Did you succeed? \_\_\_\_\_



# TERMS of USE


Thank you for purchasing this resource from The Thinking Teacher's Toolbox. Please read and review my terms of use.

All rights reserved. Your purchase entitles you to use the items inside this product for your personal and classroom use.

You may make copies of any item for use in your personal classroom. If you would like to share this product with others, please purchase additional licenses by visiting my TpT store:

If you post or share any pictures of this product, you must give credit to me/my TPT store using the button below.

## let's CONNECT!



## CLIPART, FRAMES, AND FONTS COURTESY OF:

