

# Elevate I: Effective Implementation

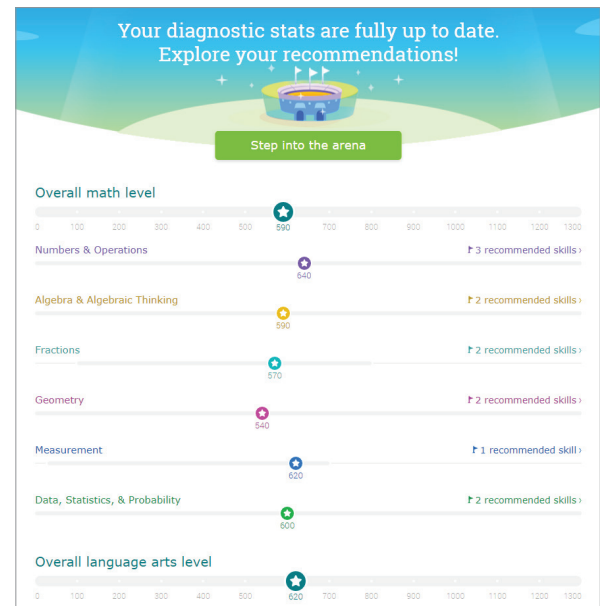
## IXL Strategy Guide



### DIVE INTO THE IXL REAL-TIME DIAGNOSTIC


IXL's Real-Time Diagnostic helps you support your students at just the right level. Within minutes, IXL can narrow a student's diagnostic levels and begin offering personalized skill recommendations.

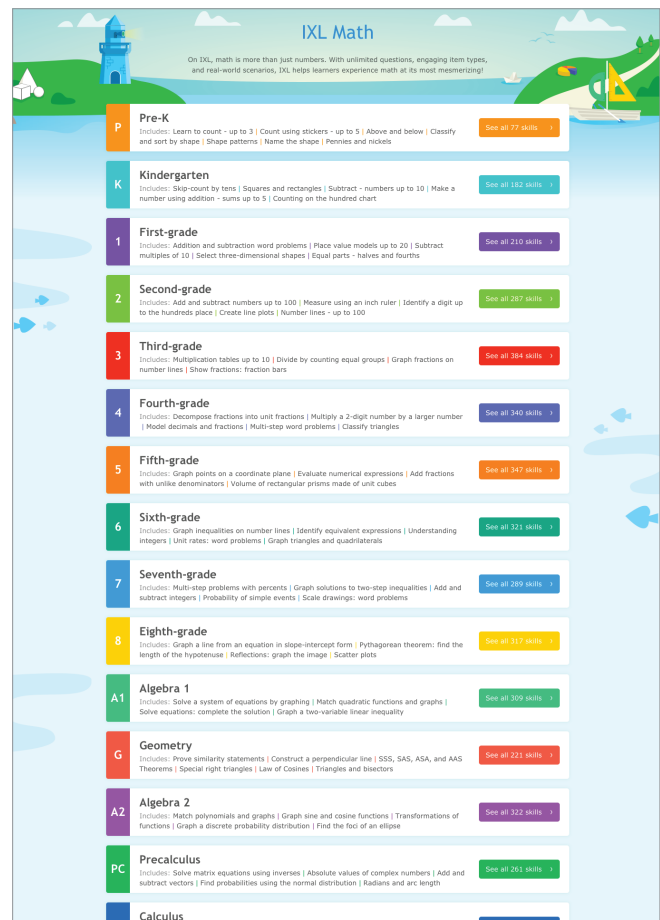
- ✓ Most students need to answer 110-125 questions to initially pinpoint their levels in both math and English language arts, but this doesn't have to be done in one sitting.
- ✓ To keep their diagnostic levels up to date, have students answer 10-15 questions per week in the Diagnostic Arena.
- ✓ Remember: Diagnostic levels correlate to grade levels. A score of 500 indicates readiness for fifth-grade skills.



### SUPPORT YOUR LESSONS WITH THE IXL CURRICULUM

With access to thousands of skills on IXL, you can always find just the right one to support your lesson. And thanks to our adaptive, computer-generated questions, you'll never run out of unique questions that meet your students' needs.

- ✓ Find the skills you need with ease.
  - Review your **skill plan**.
  - Sort by grade level or topic.
  - Use the search tool.
  - Explore your **state standards**.
- ✓ Assign skills in a way that works best for your class.
  - Star assignments with the Suggested Skills feature.
  - Copy/paste the skill URL into your website or LMS.
  - Using Google Classroom? Simply click the green icon at the bottom of a skill page. 

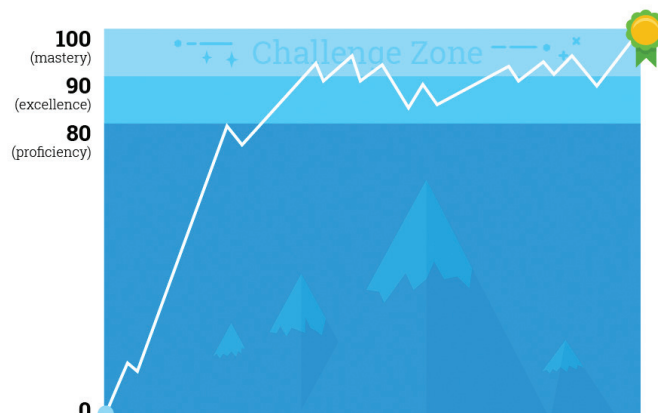


## SET SMARTSCORE GOALS

IXL's SmartScore is the best way to measure a student's true understanding of a skill. Plus, it's a great way to encourage student engagement and build confidence.

- ✓ Be sure to set an appropriate SmartScore goal for your students. Most teachers set a SmartScore goal between 70-90.
- ✓ When you introduce a new concept, set a goal of 70 or 80 and then challenge students to increase their scores by the end of the unit.
- ✓ Remember: Since the SmartScore is not a percentage, students can always reach 100. Encourage them to work carefully, take breaks as needed, and use IXL's explanations to help them reach mastery.

## The IXL SmartScore



## PERSONALIZE LEARNING WITH IXL RECOMMENDATIONS

Inspire your students to take control of their learning by visiting their Recommendations wall. Whether they tackle a new skill or work on a knowledge gap, there are plenty of options to keep them engaged.

- ✓ Make it a regular part of your day! Use the wall as a bell ringer exercise, computer lab activity, or in a station rotation.
- ✓ Designate a day each week when the whole class spends time on their wall. Think "Work it out Wednesdays"!
- ✓ Remember: The Recommendations wall is completely personalized for each student, so they'll always know which IXL skills are just right for them.

**Try something new**  
 Explore new skills or topics you haven't practiced yet.

---

**Work it out**  
 Stuck on a skill? Try working on these building block skills to help you tackle your trouble spots.

---

**Keep at it**  
 These are skills in which you're making progress but haven't yet reached excellence (SmartScore of 90).

---

**Go for gold**  
 You've already demonstrated excellence in these skills—now it's time to reach for mastery.

---

**Next up**  
 Extend your knowledge! Build upon the skills you've just learned by trying these natural next steps.