

BOARD OF EDUCATION MEETING

SUPERINTENDENT'S REPORT OCTOBER 20, 2022

DR. AURELIA HENRIQUEZ, SUPERINTENDENT

DR. COLLEEN CARROLL, ASSISTANT SUPERINTENDENT
FOR CURRICULUM AND INSTRUCTION





Supporting Success for ALL Students

THANK YOU SCHOOL BOARD MEMBERS!

School Board Recognition Week

October 17-21, 2022




BOARD OF EDUCATION RECOGNITION WEEK



RAM NATION PRIDE



ESSENTIAL AGREEMENTS





COMMUNITY ENGAGEMENT



FALL 2022
STAR AND NYSED
ELA ASSESSMENT DATA 3-8

2

STAR ASSESSMENTS

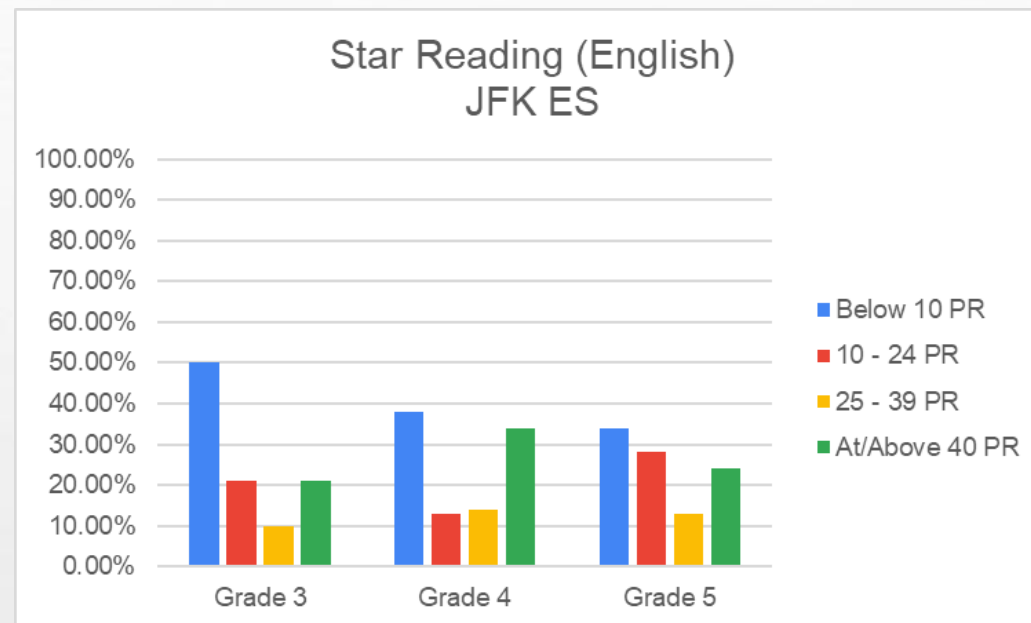
RENAISSANCE®

READING GRADES 3-8

PERCENTILE RANK (PR):

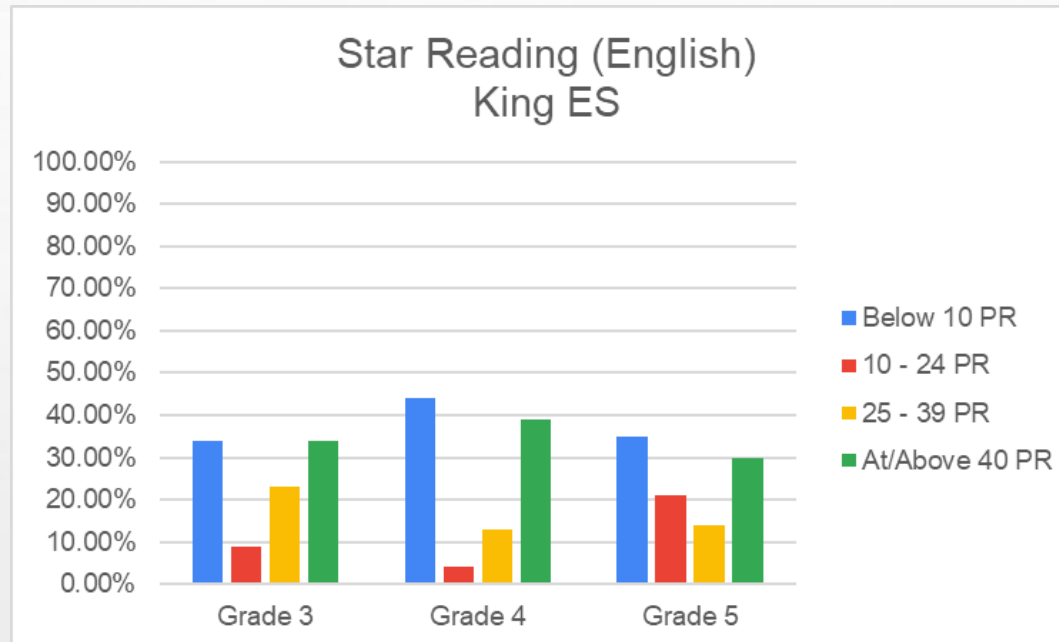
A NORM-REFERENCED ACHIEVEMENT SCORE FROM 1-99 THAT PROVIDES A MEASURE OF A STUDENT'S ABILITY COMPARED TO OTHER STUDENTS IN THE SAME GRADE NATIONALLY.

THESE SLIDES SHOW THE % OF STUDENTS ACHIEVING AT OR ABOVE THE 40TH PR DURING THE FALL 2022 ASSESSMENT WINDOW.



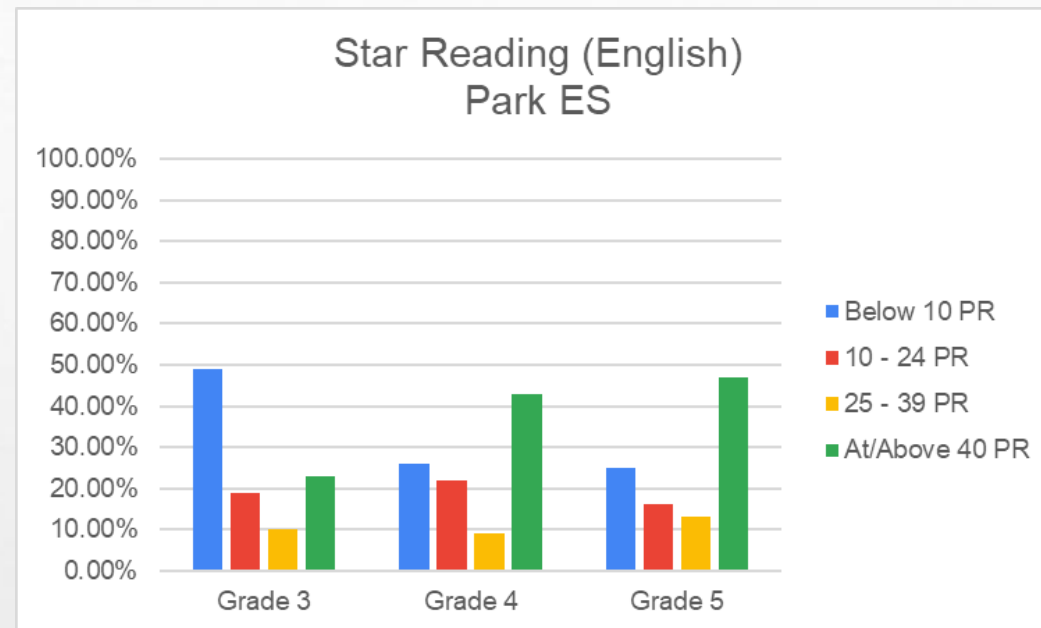
AT OR ABOVE 40% - JFK

JFK	English
Gr. 3	21%
Gr. 4	34%
Gr. 5	24%



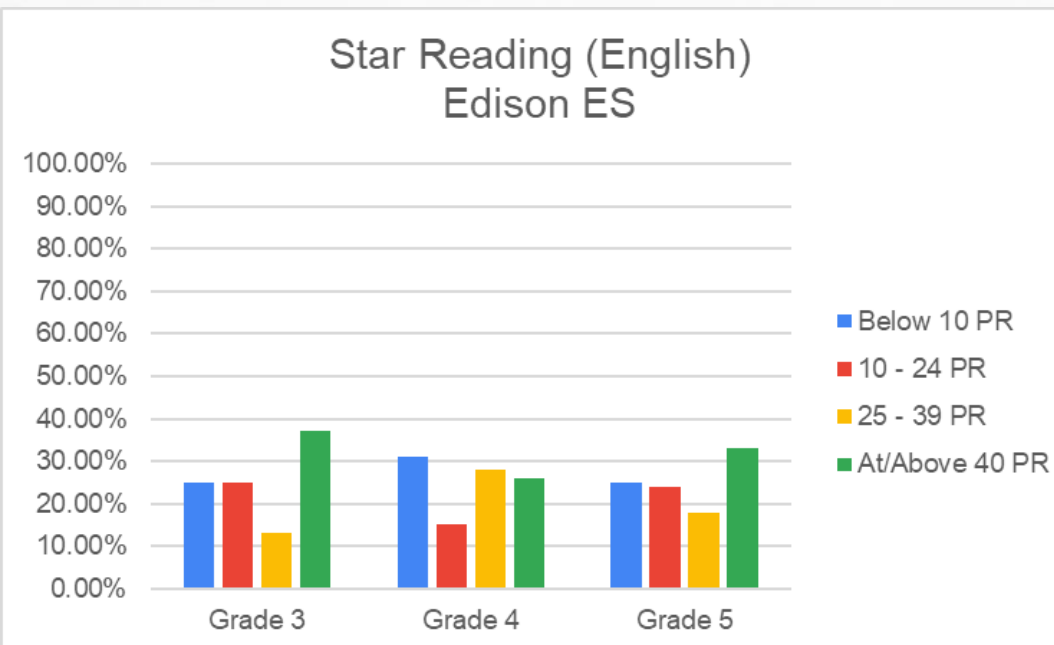
AT OR ABOVE 40% - KING ST

KSS	English
Gr. 3	34%
Gr. 4	39%
Gr. 5	30%



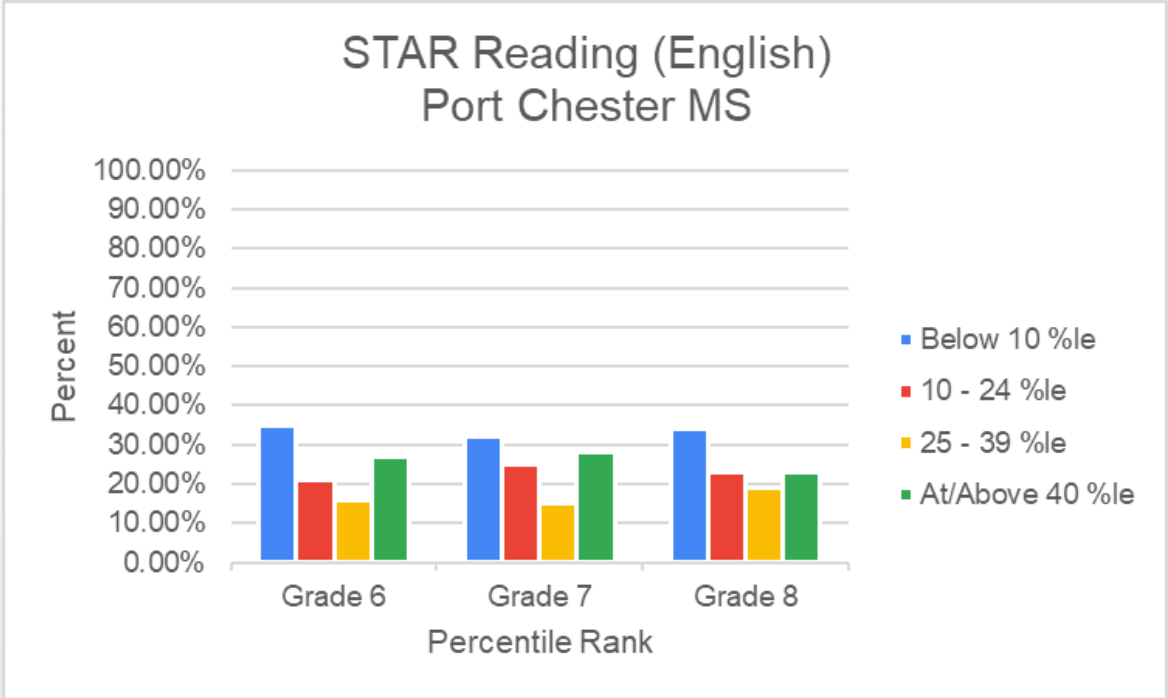
AT OR ABOVE 40% - PARK AVE.

PAS	English
Gr. 3	23%
Gr. 4	43%
Gr. 5	47%



AT OR ABOVE 40% - EDISON

TAE	English
Gr. 3	37%
Gr. 4	26%
Gr. 5	33%



AT OR ABOVE 40% - PCMS

PCMS	English
Gr. 6	27%
Gr. 7	28%
Gr. 8	23%

3



New York State
EDUCATION DEPARTMENT

Knowledge > Skill > Opportunity

NYS ASSESSMENTS

GRADES 3-8 ELA

JFK - NYS ELA ASSESSMENTS

Year	3	4	5
21-22	26%	17%	12%
20-21	NA	NA	NA
19-20			
18-19	30%	26%	16%
17-18	23%	26%	21%
16-17	22%	27%	25%

KING ST. - NYS ELA ASSESSMENTS

Year	Gr. 3	Gr. 4	Gr. 5
21-22	35%	35%	28%
20-21	NA	NA	NA
19-20			
18-19	42%	39%	21%
17-18	33%	36%	28%
16-17	25%	31%	24%

PARK AVE. - NYS ELA ASSESSMENTS

Year:	<u>Gr.3</u>	<u>Gr. 4</u>	<u>Gr. 5</u>
21-22	41%	33%	34%
20-21	NA	NA	NA
19-20			
18-19	59%	48%	20%
17-18	29%	28%	27%
16-17	28%	28%	33%

EDISON - NYS ELA ASSESSMENTS

Year	Gr. 3	Gr. 4	Gr. 5
21-22	32%	18%	37%
20-21	NA	NA	NA
19-20			
18-19	53%	25%	16%
17-18	40%	42%	31%
16-17	33%	32%	28%

PCMS - NYS ELA ASSESSMENTS

Year	Gr. 6	Gr. 7	Gr. 8
21-22	49%	25%	24%
20-21	NA	NA	NA
19-20			
18-19	41%	36%	29%
17-18	55%	28%	34%
16-17	28%	30%	26%

TAKEAWAYS

- POST PANDEMIC EFFORTS DURING 2021-22 APPEAR TO HAVE HAD SOME IMPACT
- PRE-COVID NYS ASSESSMENT SCORES FLUCTUATED, MAKING GAINS AND LOSSES ACROSS 3-8 BY BUILDING AND GRADE LEVEL
- IN AREAS WHERE WE PILOTED TARGETED INTERVENTIONS, WE SEE SOME PROMISING PROGRESS TO BUILD ON
- COMPUTER BASED TESTING AT PCMS - NO SIGNIFICANT IMPACT OF SCORES NOTICED

CURRENT AND NEXT STEPS

- **ONGOING DATA MEETINGS** IN ALL BUILDINGS, AT ALL LEVELS
- **GAP ANALYSIS** AND LEVEL 1 DATA ACCESS PROVIDED TO TEACHERS AND ADMINISTRATORS
- **NEW PROGRAMS** IMPLEMENTED TO OFFER SUPPORTS TO ALL STUDENTS AND MEET INDIVIDUAL NEEDS:
 - American Reading Company
 - Imagine Learning
- **ESSENTIAL AGREEMENTS** IN TEACHING AND LEARNING ACROSS ALL K-8 CLASSROOMS

CURRENT AND NEXT STEPS

- WORKING WITH **INNOVARE** TO BUILD OUR INTERNAL DASHBOARD FOR DEEP DATA DIVES AND PARTNERSHIP
- ESTABLISHING **NEW MARK REPORTING SYSTEMS** TO COLLABORATE AND COMMUNICATE WITH PARENTS
 - **K-5**
 - Trimesters
 - 5 progress reports and report cards a year
 - 3 parent-teacher conference opportunities
 - Newly revised progress reports and report cards
 - Ongoing live and recorded family information sessions - Parent University
- BUILD ON LEADERSHIP TEAM DATA WORK LAST YEAR WITH NEXT LEVEL LEADER TRAINING IN 2022-23