


45th ANNUAL PUTNAM COUNTY 4-H Fair

PUTNAM COUNTY VETERANS MEMORIAL PARK
CARMEL, NY

Project Registration Guide

Volunteers Needed:

Register online at
https://reg.cce.cornell.edu/4HFairPutnam2016_237



Like us on
Facebook
at
Chris Clover-Putnam
And
Cornell Cooperative
Extension
Of Putnam County

July 29-31, 2016

FREE ADMISSION / PARKING



Sponsored by: Cornell Cooperative Extension of Putnam County
(845) 278-6738 / putnam.cce.cornell.edu

Cornell Cooperative Extension is an employer and educator recognized for valuing AA/EEO, Protected Veterans, and Individuals with Disabilities and provides equal program and employment opportunities

Putnam County 4-H Fair Timeline

Deadline

Item

<input type="checkbox"/> Immediately	Read Guidelines – Pgs. 1-12
<input type="checkbox"/> Early July	Volunteer Opportunities at the 4-H Fair
<input type="checkbox"/> Fri., July 8	Pre-Registration for All Non-Animal & Animal Exhibits DUE to CCE Office by 4:00 pm. All Early submission exhibits due at CCE Office by 4:00 pm: <div> <div>Creative Writing</div> <div>Computer Graphic Design</div> <div>4-H Portfolios</div> <div>4-H Project Records</div> <div>Drug & Alcohol Awareness Essays</div> <div>Media Arts</div> </div>
<input type="checkbox"/> Mon., July 11	Judges Assistant Orientation 7:00–8:15 pm
<input type="checkbox"/> Mon., July 25	Fair set-up begins – Volunteers needed all week
<input type="checkbox"/> Wed., July 27	Club Booth set-up – 3:00 – 8:00 pm (3'x 6'or less) Project Exhibit Check-in - 3:00–8:00 pm Bring All Exhibits to the Fair - <u>except Animals</u> Fruits, Vegetables, Horticulture and Food Exhibits will also be accepted. * Pay entry fee at time of project submission.
<input type="checkbox"/> Thurs., July 28	SMALL ANIMAL CHECK-IN: 6:30 pm – Rabbit & Poultry Vet Check Project Exhibit Check-in - 11:00 am – 1:00 pm (<u>ONLY</u> Fruits, Vegetables, Horticulture and Food Exhibits will be accepted. * Pay entry fee at time of project submission.
<input type="checkbox"/> Thurs., July 28	PROJECT JUDGING <u>ALL</u> Cloverbud, Youth & Adult (Non-Animal): 6:30–9:00 pm
<input type="checkbox"/> Fri., July 29	LARGE LIVESTOCK CHECK-IN: 10:00 am NOTE: We will NOT accept animal exhibits past 10:00 AM. All {animal} exhibitors must submit required paperwork by the appropriate deadline.
<input type="checkbox"/> Fri., July 29	12:00 pm: 4-H Fair Opening Ceremony
<input type="checkbox"/> Sat., July 30	3:00 pm: LIVE COUNTRY AUCTION & Chicken Barbecue at 5:00 pm
<input type="checkbox"/> Sun., July 31	4:00 pm: 4-H Grows True Leaders Parade 4:30 pm: 4-H Grows True Leaders Ceremony 5:00 pm: Fair Closes / Animal Pick-up 5:00 pm Exhibit Pick-up 5:00-7:00 pm
	Cornell Cooperative Extension will not be held responsible for Exhibits & Projects left at the Fairgrounds after 7 pm Sunday.

**** YOU DO NOT NEED TO BE A 4-H MEMBER TO EXHIBIT NON-ANIMAL PROJECTS AT THE FAIR ****

TABLE OF CONTENTS

Welcome, Fair Policies & Volunteer Opportunities	4-7
General Exhibit Guidelines and Exhibit Entry Card Instructions	8-12

Animal Exhibits & Shows: Cloverbud & Youth (Ages 5-19) **13-37**

General Health Requirements for All Animal Exhibits.....	14-19
Poultry/Rabbit /Small Animal Pet Show.....	20-26
▪ Small Animal Entry Form (due by July 8).....	27
Large Livestock / Equine	28-31
▪ Large Livestock & Equine Entry Form (due by July 8)	32-33
Dog	34-36
▪ Dog Entry Form (due by July 8)	37

Project Exhibits: Cloverbud, Youth & Adult (Non-Animal) **38-66**

Animal Science	39-40
Clothing & Textiles	40-41
Computer Graphic Design (Early Submission Required)	42
Creative Crafts	42-46
Creative Writing (Early Submission Required)	47
Educational Exhibits	47
Environmental Education	48-50
Food & Nutrition	50-54
Fruits & Vegetables	54-56
Healthy Lifestyles (Drugs and Alcohol Awareness Essays-Early Submission Required)	57-58
Media Arts (Early Submission Required)	58-59
Ornamental Horticulture	59-61
Photography	62-63
STEM (Science, Technology, Engineering & Math)	63-64
Visual Arts	65
▪ GENERAL PROJECTS - PRE-REGISTRATION FORM (Non-Animal)	66
<i>Due by or before July 8, 2016</i>	
<i>Early Submission due by June 17, 2016</i>	

4-H Member, Club & Classroom Projects **67-71**

4-H Project Records (Early Submission Required)	67-68
4-H Portfolio (Early Submission Required)	68-69
4-H Public Presentations	69
4-H Club/Classroom Booths & Banners	70
▪ 4-H Club/Classroom Booths and Banner Pre-Registration Form.....	71

Welcome to the Putnam County 4-H Fair!

Cornell Cooperative Extension of Putnam County invites the young and young at heart to have their creative projects evaluated and displayed in the Showcase Depot for thousands of fairgoers to admire at the 45th Annual Putnam County 4-H Fair.

The 4-H Fair is a fun and educational experience for the whole family. Our 4-H Youth Development program encourages youth (ages 5 to 19) and adults (ages 20 and over) to showcase and demonstrate their unique skills and talents through animal shows, project displays and demonstrations and vocal and theatrical performances. Please take some time to look through the 4-H Fair Project Registration Guide and decide if you would like to exhibit your work at this year's Fair. We hope that you will join us as a project exhibitor, a fairgoer, a supporter, or as a volunteer.

Cornell Cooperative Extension's 4-H Youth Development program provides opportunities for youth, ages 5 – 19, to develop important life skills based on the four H's: **Head** (decision making and problem solving), **Hands** (teamwork and community service), **Heart** (building relationships and cooperation) and **Health** (healthy lifestyle and developing a sense of purpose).

Cornell Cooperative Extension helps thousands of Putnam County residents find practical solutions to problems and improve the quality of life for their families, communities, and themselves. Our initiatives are:

- **Enhancing the Environment**
To improve the quality and sustainability of the environment and Environmental Education by promoting environmental stewardship, sound decision-making and best management practices.
- **Strengthening Community and Economic Vitality**
To strengthen the social and economic vitality of communities by helping to create a shared vision of the future and working with government and other agencies to deliver programs that have significant impact.
- **Strengthening Youth and Families (4-H Youth Development)**
To empower youth, individuals, and families to reach their fullest potential through experiential learning opportunities that develop critical life skills, foster civic responsibility and strengthen the community.

Get to know us! Attend a workshop, peruse through our resource materials and published curricula, become a Master Gardener, join a 4-H Club, become a supporter or a volunteer. For more information call us at (845) 278-6738, visit our website putnam.cce.cornell.edu or drop by our office at Terravest Corporate Park, 1 Geneva Road, Brewster, NY 10509 (located next to the Putnam County Department of Motor Vehicles).

Marjorie L. Nichols Keith
Executive Director

Dena Altavilla
4-H Youth & Family Development
Program Director

Cornell Cooperative Extension is an employer and educator recognized for valuing AA/EEO, Protected Veterans, and Individuals with Disabilities and provides equal program and employment opportunities

**JOIN | THE REVOLUTION
OF RESPONSIBILITY** 

4-H Fair Policies

Exhibit Policies

1. Fair Management reserves the deny entry to any project which does not meet the required elements and/or the right to remove any exhibit during the course of the Fair.
2. ***Cornell Cooperative Extension of Putnam County assumes no responsibility in case of loss or damage to any exhibit and/or animal.***
3. At all times, all exhibitors shall act with a mature and morally responsible attitude, recognizing the basic rules of society and the common rights of others. All 4-H Members will be expected to adhere to the 4-H Code of Conduct.
4. Any exhibitor responsible for misconduct resulting in damage to or destruction of the property of others will be expelled from the Putnam County 4-H Fair.
5. **Dogs ARE NOT permitted on the Fairgrounds unless registered for a show.** Show dogs (registered) are not permitted in the exhibit buildings or tents.
6. All Youth wishing to take part in animal shows at the Fair, must be currently enrolled 4-H members or enroll by July 8th to participate.

☐ **Enrollment Fee:** There will be a \$5.00 4-H Fair Youth Enrollment fee for participation in animal shows (does not apply to currently enrolled Putnam youth) who wish to show animals at the Fair. Go to: <http://putnam.cce.cornell.edu/4-h-youth/putnam-county-4-h-fair> for the youth enrollment forms – which will be located at the bottom right hand corner of the page

☐ **Showmanship Entry Fee – DUE WITH APPROPRIATE REGISTRATION FORMS FOUND ON PAGES 27, 32-33, & 37:** There will be a \$2.00 Entry Fee per animal showmanship with a family cap of \$15.00. This fee is payable at time of registration (on or before July 8th).

All membership enrollment paperwork must be completed and turned into the CCE office by July 8, 2016.

Commercial Policy

The Putnam County 4-H Fair is an educational, non-commercial community event, and we request all exhibitors refrain from selling any goods and/or soliciting funds. The only exceptions are items sold by Cornell Cooperative Extension of Putnam County.

Political Activity Policy

Cornell Cooperative Extension is an unbiased, non-partisan, educational organization. **NO** political campaigning or lobbying will be permitted on the grounds during the Fair.

4-H Fair – Overnight Camping Policy

Actively enrolled **Putnam 4-H Members**, who are currently working with animals and/or have other leadership roles and responsibilities at the Putnam County 4-H Fair, may be eligible to camp overnight during the Putnam County 4-H Fair if they meet the criteria listed below:

Active **Club** Members:

If you have been actively enrolled in a Putnam 4-H Club for **at least 6 months**, you **may** be given permission to stay overnight during the fair. A club leader must grant permission for each member and be present at the fairgrounds to chaperone all members of their club. There must be at least one male and one female chaperone for all clubs. There must also be a tent for both male and female club members. **All volunteer leaders and parent chaperones must comply with Cornell Cooperative Extension of Putnam County's 4-H Youth Development Criminal Background Check Policy. This must be completed PRIOR to the fair. All Requests to stay overnight must be made BEFORE July 8th and must be approved by the 4-H Program Director.**

-OR-

Active **Independent** Members:

If you have been enrolled as an independent Putnam 4-H Member for the **past year** permission to camp overnight **may** be granted, with approval from the 4-H Program Director on a case by case basis. A parent or guardian must be present at all times with their child(ren). **All parent and guardian chaperones must comply with Cornell Cooperative Extension of Putnam County's 4-H Youth Development Criminal Background Check Policy. This must be completed PRIOR to the fair. All Requests to stay overnight must be made BEFORE July 8th.**

If you are granted permission to stay over you may be asked to supply a tent.

All campers and chaperones must adhere to any and all overnight guidelines, rules, and policies of Putnam County's 4-H youth development program.

Only adult volunteers with 4-H Club and/or animal responsibilities, who have been granted permission from the 4-H Program Director and have successfully completed complied with **Cornell Cooperative Extension of Putnam County's 4-H Youth Development Criminal Background Check Policy will be permitted to stay overnight during the 4-H Fair.**

No other adults are permitted to stay overnight on the fairgrounds.

Volunteer Opportunities at the 4-H Fair!

HELP US MAKE IT HAPPEN!!

We need Adult & Youth volunteers (12 yrs. and older) in many areas:



Judges



Refreshment & food sales



Games



Face Painting



Arts & Crafts



And more....

Find out how YOU can make a difference!

Follow the link below & register online to volunteer
https://reg.cce.cornell.edu/4HFairPutnam2016_237

or just Fax the slip below (845-278-6761) or
send us an email with your contact information

(dla25@cornell.edu)

Call 845-278-6738

visit putnam.cce.cornell.edu

JOIN | THE REVOLUTION
OF RESPONSIBILITY



Yes! I want to make a difference. I can help in the following areas:

___ Children's Games ___ Food Service ___ Parking ___ Face Painting

___ Arts & Crafts ___ General Help ___ Other _____

Name: _____ Telephone: _____

Address: _____ City: _____

I am a ___ Youth (must be over 12 yrs.) Email: _____

___ Adult Email: _____

A staff member from Cornell Cooperative Extension will contact you to discuss how you can make a difference.

General Exhibit Guidelines and Timeline for Submitting Exhibits to the 4-H Fair

Participation: Youth, ages 5-19, and adults, are welcome to exhibit (projects, non-animal) at the Putnam County 4-H Fair. Putnam residency not required. 4-H membership is not required (for non-animal exhibits).

1. July 8, 2016 - PRE-REGISTRATION FOR ALL EXHIBITS DUE! – 4:00 PM

If you plan to submit exhibits to the fair, you must pre-register each exhibit. Here are the simple guidelines for pre-registration:

- All entries must be from current year's work (beginning October 1, 2015)
- For **NON-ANIMAL EXHIBITS & PROJECTS**: complete the General Projects Pre-registration form on page 65 and return it to CCE office by July 8.
 - ☐ **ENTRY FEE for all NON-ANIMAL Exhibits (Cloverbud, Youth & Adult)**: All non-animal exhibits will be charged an entry fee of \$2.00 per exhibit with a family cap of \$15.00. Entry fees should be paid at time of project submission (either July 27 or July 28 per guidelines.) **PLEASE DO NOT send cash or check with your pre-registration form on July 8.**
- For **ANIMAL PROJECTS**: complete appropriate registration forms found in this guide.
 - ☐ **Enrollment Fee**: There will be a \$5.00 4-H Fair Youth Enrollment fee for participation in animal shows (does not apply to currently enrolled Putnam youth) who wish to show animals at the Fair. Go to: <http://putnam.cce.cornell.edu/4-h-youth/putnam-county-4-h-fair> for the youth enrollment forms – which will be located at the bottom right hand corner of the page
 - ☐ **Showmanship Entry Fee – DUE WITH APPROPRIATE REGISTRATION FORMS FOUND ON PAGES 27, 32-33, & 37:** There will be a \$2.00 Entry Fee per animal showmanship with a family cap of \$15.00. This fee is payable at time of registration (on or before July 8th).

(All 4-H Fair Registration forms can also be found on our website at putnam.cce.cornell.edu or at the Cornell Cooperative Extension office located at 1 Geneva Road in Brewster. Summer hours are 8 AM – 4 PM.)

- Make a copy, for your records, of your completed Registration Form before mailing to our office. Mail, fax (845-278-6761) or drop-off the completed forms to the CCE office by **July 8 at 4 PM**. (Please remember to bring your copy to Exhibit Check-in on July 27 per guidelines.)
- **Early Submission Projects**: Must be turned into the CCE office no later than 4:00 PM on July 8, 2016. This includes exhibits in the following categories:
 - Creative Writing
 - Computer Graphic Design
 - Media Arts
 - Essay for Drug & Alcohol Awareness
 - 4-H Project Records & 4-H Portfolios

2. BEFORE YOU TAKE YOUR EXHIBITS TO THE FAIR: (NON-ANIMAL)

Prepare your exhibit to specification listed in this guide and complete any required exhibit cards before arriving at the fairgrounds to make check-in and registration easier for both yourself and our staff.

- Obtain “Exhibit Cards” (sample on page 10) at the CCE office and fill one card out for each of the Non-Animal Exhibits you plan to submit. Note that they are color-coded by age groups, so be sure to tell the CCE staff the age of the exhibitor when you pick up the cards. **Make sure to fill out both halves of the card**, and then fasten the top part of the card to the exhibit. **If you cannot do this in advance, exhibit cards will be available at the time of exhibit check-in at the fair.**
- To determine “Experience Level” for the card use these guidelines:
 - **Novice:** this is first year exhibiting in this class
 - **Intermediate:** this is second or third year of exhibiting in this class
 - **Experienced:** have exhibited in this class for four or more years
- Use these age categories to determine age code for the cards:
 - **Cloverbud Division:** 5 – 8 years old as of January 1, 2016; **CODE: CB**
 - **Youth - Junior Division:** 9 – 12 years old as of January 1, 2016; **CODE: JY**
 - **Youth - Senior Division:** 13 - 19 years old as of January 1, 2016; **CODE: SY**
 - **Adult:** 20 years and older as of January 1, 2016; **CODE: A**

PROJECT EXHIBIT CARDS - SAMPLE

NON-ANIMAL
PROJECT EXHIBIT
CARDS

Do Not Tear Apart!

PUTNAM COUNTY 4-H FAIR – YOUTH ENTRY CARD

Section Name: Woodworking Section Code: WWK

Class Name: Hand Tool Division Class Number: 370

Short Title for your Entry: Bird Feeder

Experience:
☐ Novice ☐ Intermediate ☐ Experienced

Name John Clover Age 15

Town Cloversville, NY Age Code SY

4-H Club Clover Leaves 4- H Club

EXCELLENT VERY GOOD GOOD WORTHY SF

EXCELLENT VERY GOOD GOOD WORTHY SF

PUTNAM COUNTY 4-H FAIR – YOUTH ENTRY CARD

Section Name: Woodworking Section Code: WWK

Class Name: Hand Tool Division Class Number: 370

Short Title for your Entry: Bird Feeder

Experience:
☐ Novice ☐ Intermediate ☐ Experienced

Name John Clover Age 15

Street 4 Clover Court

Town Cloversville, NY 12345 Phone (222)333-4444

4-H Club Clover Leaves 4- H Club

Office Copy Do Not Tear Apart!

Judges
Initials:

- Cloverbud entries: PINK card
- Youth Entries: WHITE card
- Adult entries: YELLOW card

- Check Non-Animal project exhibit class descriptions in this guide located on pages 38-71 to see if you must attach additional information to the exhibit. Any additional information that is required should be provided on a 3" x 5" index card. Fasten the card to the exhibit.
- Additional class-specific information (such as blueprints, patterns, recipes, or instructions) should be securely fastened to the exhibit.

3. CHECK-IN & SUBMISSION (All projects and animals should be brought to the Exhibit Building at the Fairgrounds at Putnam County Veterans Memorial Park, Gipsy Trail Road, Carmel, NY at the designated dates and times listed below):

○ **All NON-ANIMAL PROJECTS: Cloverbud, Youth & Adult Projects:**

- **Wednesday, July 27 (3PM – 8PM):**
 - All Non Animal & Non Perishable Exhibits
- **Thursday, July 28 (11AM – 1PM - NO EXCEPTIONS):**
 - All Perishable Exhibits (fruits, vegetables, horticulture projects, etc.).

Late Entry Policy: Any exhibits received after scheduled check in times will not be judged but will receive a Participation Ribbon.

At check-in (for all non-animal entries):

- Attach completed exhibit card to your project (if you have not already done so)
- **Pay ENTRY FEE for all Non-Animal Exhibits (Cloverbud, Youth & Adult)**
 - \$2.00 per exhibit with a family cap of \$15.00.
- **DO NOT send cash or check with your pre-registration form on July 8.**

○ **All ANIMALS:** (See Animal Exhibit Section for all registration and check-in procedures, pages 13- 37, for specific instructions)

- **Thursday, July 28**
 - 6:30pm – Rabbits/Poultry Vet Check
- **Friday July 29**
 - 10:00 am– Large Livestock Vet Check and check-in

NOTE: ALL ANIMALS entering the 4-H Fairgrounds **MUST BE Pre-Registered** to take part in Showmanship or Demonstration events. Rabbits, Poultry & Livestock must provide all required health documentation and participate in the on-site Veterinary Check-in (listed above) unless given prior approval by the 4-H Program Director and/or Livestock Chairperson. Dogs, Small Pets and Equine are not required to take part in the veterinary check-in but must submit all required health documentation by deadline as well as any other required forms and insurance documentation. Youth Participants must register by July 8th and pay appropriate fees (see page 8).

4. EXHIBIT CHECK OUT:

Exhibits will be released (through a sign-out process) between 5:00 pm and 7:00 pm on Sunday, July 31. Please notify CCE ahead of time if you need to make *other* arrangements. CCE will assume no liability or responsibility for Projects left at the Fairgrounds after 7:00pm on July 31.

5. JUDGING & AWARDS SYSTEM:

Danish System: The 4-H Youth Development program uses the Danish System as the method for judging Youth & Adults Projects. In this system, each individual entry will be judged based on an “ideal” standard set for the specific class, category, animal, etc. **Judges’ decisions are final!**

Blue Ribbon:	“Excellent”	– Those exhibits of truly outstanding quality.
Gold Ribbon:	“Very Good”	– Those exhibits of above average quality.
Red Ribbon:	“Good”	– Those exhibits of average quality.
White Ribbon:	“Worthy”	– Those exhibits of less or below par quality.

Grand and Reserve Champion: Of the exhibits receiving an “EXCELLENT” award, two entries from each class or category will be judged Grand and Reserve Champion. Grand Champion will be awarded in areas with three or more (3) qualifying exhibits; Reserve Champion will be awarded if there are at least four (4) qualifying exhibits.

Cloverbud: Entries will receive ribbons of participation and their exhibits will be displayed on one or more general tables.


Animal & Non-Animal Show Judging Schedule (times may vary) – Schedule Subject to change:

Thursday, July 28	6:30 pm: All Cloverbud, Youth & Adult Project Exhibits (Non-Animal)
Friday, July 29	TBA (Friday or Saturday) Rabbit Knowledge TBA - Poultry Jeopardy 2:00 pm: Swine 3:00 pm: Llamas TBA: Rabbit Skill-a-thon
Saturday, July 30	9:00 am: Registration – 4-H Dog Club (Rally-O to follow) 10:00am: Rabbit Showmanship 10:30 am: Livestock Showmanship (Cattle, Sheep, Goats) 12:00 pm: Pet Dog Show and Dog Costume 1:00pm: Bunny Fashion Show 2:00 pm: Small Animal Pet Show
Sunday, July 31	9:30 am: Mini Equine Showmanship 11:00 am Livestock Costume Show 11:00 am: 4-H Dog Club Demo’s 11:00 am: Make your own stick pony. Register for Horseless Horse Show 12:30 pm: Horseless Horse Show (Open to the Public - Presented by Tall Oaks 4-H Horse Club) TBA: Rabbit Jeopardy

6. YOUTH PROJECTS SELECTED FOR THE NEW YORK STATE FAIR:

- Youth exhibits receiving an ‘Excellent’ award **MAY** be selected for exhibition in the Putnam 4-H Booth at the New York State Fair in late August. In the event of space limitations, preference may be given to enrolled Putnam 4-H Members. Cloverbud Projects selected will be on display only. Projects identified for State Fair exhibition and display will be marked with a “Selected for State Fair” packet. **These projects must be taken home by Youth Exhibitors and resubmitted at appropriate time for the New York State Fair.** (Please refer to the paperwork enclosed in the New York State Fair Packet.) Adult exhibits are not eligible for State Fair.

Please Note: The Putnam County 4-H Program will not be taking part in the 2016 NYS Fair.



Animal Showmanship & Demonstration Section

- **General Guidelines for All Animal Exhibitors**

Page 14

- **NYS Agriculture & Markets Health Requirements**

Page 15-19

- **Poultry, Rabbits & Small Animal Pets**

Additional Guidelines: Pages 20-27

Poultry, Rabbit & Small Animal Show Pre-Registration Form: Pages 27

- **Livestock & Equine**

Additional Guidelines: Pages 28-33

Livestock / Equine Pre-Registration Form: Pages 32-33

- **Dogs**

Dog Show Entries: Pages 34-37

Dog Show Entries Pre-Registration Form: Page 37

Due By or Before July 8th

Don't wait until the last moment to prepare your animal(s) for the Putnam County 4-H Fair!

**If you have any questions regarding Animal Health Requirements please call the
CCE Office at (845) 278-6738.**



General Guidelines for All Animal Exhibitors

(Cloverbud & Youth – Enrolled 4-H Members Only)

After July 8, absolutely no entries will be accepted.



General Information:

- **Any Cloverbud or Youth wishing to show an animal must be an enrolled member of 4-H.** (Please see Fair Policies on Page 5 – Item #6 for requirements and Youth Showmanship Enrollment and Fee.)
- ***Cornell Cooperative Extension of Putnam County assumes no responsibility in case of loss or damage to any exhibit and/or animal.***
- **ALL HEALTH REQUIREMENTS LISTED IN GUIDE MUST BE MET ...NO EXCEPTIONS:** *The Putnam County 4-H Youth Development Program Director, Animal Fair Chairs and/or the Putnam County 4-H Fair veterinarian have the authority to request the removal of any animal from the fair, at any time, if in their opinion it is for the health and safety of the animal, other animals and/or fairgoers.*
- **ETHICS** *The goal of 4-H is to develop caring, responsible youth who will become respected leaders for tomorrow. We expect all Putnam County 4-H Fair exhibitors and parents to ascribe to and maintain the highest standards of ethical practices. This encompasses honesty and integrity in showmanship, herdsmanship, and respect for other exhibitors. **Any practices deemed unsafe, inhumane or unethical shall be cause for immediate disqualification. The decision of the CCE Educator and/or Animal Fair Chairs is final.***
- **DOGS, RABBITS & POLUTRY:** A photograph of each animal you register must be attached to your Registration Form.
- **WALK-INS PROHIBITED:** No unregistered animals will be permitted on the fairgrounds including dogs.
- Due to a limited amount of pens and/or cages, animal entries ***may be*** restricted to those animals shown by Currently Enrolled **Putnam County** 4-H Members.
- All animals must be in clean condition and exhibitors must have cared for animals by May 1st of current year.
- Provide a Certificate of Insurance when required.

Onsite Veterinary Check-in: All poultry, rabbits, and livestock for show or exhibition must take part in the on-site veterinary check-in: (unless authorized by the 4-H Program Director and/or Livestock Chairperson)

Thursday evening, July 28:

6:30 pm – Rabbit/Poultry Health Vet Check

Friday Morning, July 29:

10:00 am - Livestock Health Vet Check-in

Animal Showmanship & Demonstration

Health Requirements

AI-202 (1/16)

**Animal Health Requirements For
Admission to New York State and County Fairs**
(Part 351 of NYS Agriculture and Markets Regulations)
NYS Department of Agriculture and Markets/Division of Animal Industry
10B Airline Drive, Albany, NY 12235 518-457-3502 www.agriculture.ny.gov/AI/AIHome.html

General Prohibitions and Requirements

- No person shall bring or have present an animal on the fairgrounds during a fair which is not qualified under NYS regulations.
- No person shall present an interstate or intrastate certificate of veterinary inspection that has been altered by anyone other than the issuing veterinarian.
- Animals demonstrating clinical signs or other evidence of infectious, contagious or communicable diseases shall not be allowed on the fairgrounds during a fair.
- Representatives of the Commissioner may deny admission to or require removal from the fair premises, or require the segregation of any animal showing signs of or exposed to any infectious, contagious or communicable disease.

NOTE: The fair board of directors has the authority to reject unworthy or unsightly exhibits for reasons other than infectious, contagious or communicable disease (Part 350.10). The state veterinarian or animal health inspector will bring questionable exhibits to the attention of the fair board.

- All animals presented that originate from a location other than New York shall meet all New York State importation regulations appropriate to the species in addition to the fair animal health requirements.

Certificates of Veterinary Inspection (CVI)

- Cattle, sheep, goats, swine, llamas, alpacas, deer, and misc. ruminants, require a valid CVI to enter the fairgrounds.
- The CVI must be issued by a Category 2 accredited veterinarian.
- All animals must be officially identified. **ALL MANMADE ID MUST BE RECORDED.** Refer to Animal Identification section below for more information.
- Only one species is allowed per certificate.
- The type and duration of certificate required depends on the origin of the livestock.

New York Origin Livestock:

- A valid intrastate CVI (AI-61) is required.
- Each animal must be individually identified on the CVI (see below).
- The CVI must be issued on or after May 1 of the current year.

Out of State Origin Livestock:

- All animals entering New York State must satisfy import health and test requirements for that species and be accompanied by a valid interstate CVI.
- The interstate CVI is valid for 30 days from the date of CVI inspection. During the fair season (July 1 through Labor Day) valid CVI's can be used multiple times for entrance into fairs. The initial entrance into a fair must be within 30 days of the date of CVI inspection. In order for the CVI to be used for a later fair, it must be dated and initialed by a state official noting the location of the initial fair. A change in health status or eligibility of an animal necessitates the generation of a new CVI.

Questions regarding import requirements should be directed to the Division of Animal Industry at 518-457-3971, or at the division's import/export homepage: http://www.agriculture.ny.gov/AI/import_export.html

Animal Identification

- **ALL MANMADE ID MUST BE RECORDED**
- Cattle, sheep, goats, swine, and deer/elk must be identified by USDA approved official identification. Cattle, swine and deer/elk must be identified by official ear tag. Sheep and goats must be identified by official scrapie identification (see sheep and goat sections below).
- Llamas and alpacas must be identified by official ear tag or microchip.
- Misc. ruminants must be identified by unique eartag or microchip.
- A complete written description is sufficient identification for horses entering New York accompanied by a CVI. The description must match the EIA test record. Horse sketches and descriptions should reference color pattern, hair whorls, chestnuts, scars and other markings as necessary to uniquely identify the horse. Tattoos and microchips if any should be included. "Bay, no markings" is not an acceptable description for a CVI or EIA test record.
- NOTE: If you are exhibiting animals identified by microchip a working reader must be supplied by the exhibitor.
- For questions on animal identification please contact your veterinarian or our office at 518-457-3502.

Rabies Vaccination

- Rabies vaccination is required for all species for which there is a USDA licensed vaccine available (cattle, horses, sheep, dog, cat, ferret) and that are 4 months of age or older on the date of admission to the fair.
- Vaccine must have been administered within the past 12 months. The exception is Imrab LA vaccine used in sheep which protects for 3 years after the second annual vaccination (consult your veterinarian).
- The rabies vaccination requirement must be met on the day of admission even if the animal was previously admitted to a fair when too young to vaccinate.
- NOTE: Individual fairs can require animals for which there is no approved rabies vaccine to be vaccinated for rabies. The requirements outlined above would apply.

The fair is responsible for notifying exhibitors. The New York State Fair requires rabies vaccination for all livestock species entering the grounds.

Acceptable Proof of Rabies Vaccination

- Acceptable proof of rabies vaccination must include a signed written statement from the veterinarian administering the vaccine or a valid certificate of veterinary inspection that has the vaccination listed and is signed by the Category 2 accredited veterinarian.
- Acceptable proof of rabies vaccination must include the name of the product used, the date of administration and the duration of immunity if longer than one year.
- If the statement of rabies vaccination is included on an EIA test record, it must be signed separately in addition to the required EIA test record signature.
- NOTE: Rabies titers are not acceptable proof of rabies protection and cannot be used to meet entry requirements.
- Acceptable proof of vaccination for dogs is a valid vaccination certificate or a copy of the dog license that contains the rabies vaccination information

BVD-PI Testing

- All cattle, llamas and alpacas exhibited at NY county fairs or the State Fair must be negative to an approved test appropriate to detect Bovine Viral Diarrhea persistent infection (BVD-PI). The testing veterinarian is responsible to make sure the proper test is conducted. This is a once in a lifetime test that must be reported on the required certificate of veterinary inspection. The issuing veterinarian is responsible for verifying the validity of the test, the identification of the animal and recording the test date on the CVI. If a previous test is not verifiable the test must be repeated.

Cleaning and Disinfection

- All buildings on the fairgrounds housing animals must be cleaned and disinfected prior to the opening of the fair and between groups of animals when housing is rotated (Section 50.2 of Agriculture and Market regulations).

Animal Deaths

- Occasionally animal deaths occur at a fair. If a death occurs it must be reported to the state veterinarian in charge as soon as possible for review. The animal must be promptly removed from the public exhibit area to a secure location and held for the veterinarian prior to disposal.

Kidding and Lambing

- Due to the concern about the spread of scrapie, any sheep or goats that are exhibited at a county fair that have recently given birth or have a vaginal discharge, will be ordered removed along with their offspring.
- The causative agent for scrapie may be present in high concentration in fluids associated with birth and the risk of transmission is considered highest at that time.

Commingling of Sheep and Cattle

- Due to the potential spread of malignant catarrhal fever from sheep to cattle, it is strongly recommended that cattle be kept separate from sheep.

Commingling of Swine and Poultry

- Due to the potential spread of influenza viruses it is recommended that swine and poultry be housed in separate locations.

Isolation on Returning Home

- The owner or custodian shall keep show animals biologically separate from the herd or flock for a period of at least two weeks after returning to the premises of origin. If any illness is noted in the exhibition animals the owner should contact their veterinarian immediately.

Individual Species Requirements

Horses

- Certificate of Veterinary Inspection (CVI) is not required for New York origin horses. CVI is required for imported horses.
- Negative Equine Infectious Anemia (EIA) test is required for all horses 6 months of age or older. The horse must be accompanied by a valid negative EIA test record. The test must have been conducted during the current or previous calendar years for New York origin horses. For imported horses, the test must be conducted within 12 months of entry.
- The EIA test certificate must include a complete description of the horse.
- Rabies vaccination is required for all horses 4 months of age or older (see above).
- A valid GoPass equine passport can be used as an entry document. If interested in the GoPass contact your veterinarian. More information is available at GlobalVetLink : <http://www.globalvetlink.com/>

Cattle

- Certificate of Veterinary Inspection with animals properly identified (see Animal Identification section above).
- Rabies vaccination is required for all cattle 4 months of age or older (see above).
- All cattle must be negative to an approved test appropriate to detect Bovine Viral Diarrhea persistent infection (BVD-PI). The date and results of the testing must be noted on the certificate of veterinary inspection.
- All cattle must be vaccinated against bovine respiratory disease complex including bovine respiratory syncytial virus, bovine virus diarrhea, infectious bovine rhinotracheitis and parainfluenza with a product administered in a manner and time frame adequate to confer protective immunity for these diseases for the duration of the fair.

Sheep

- Certificate of Veterinary Inspection with animals individually identified with USDA approved individual scrapie program identification. Identification must be one of the following: 1) USDA approved tags or 2) a legible USDA approved flock tattoo and individual animal ID number or 3) electronic ID if the sheep is enrolled in the Scrapie Flock Certification Program.

For information on scrapie ID, contact USDA at 518-858-1424.

- Rabies vaccination is required for all sheep 4 months of age or older (see above).
- The CVI must contain a written statement from the issuing Category 2 accredited veterinarian that the flock of origin was inspected after May 1 of the current year and no evidence of contagious, infectious or communicable diseases was found.
- If evidence of soremouth (contagious ecthyma) is found on any sheep, the entire exhibit including the affected animals shall immediately be removed from the fair premises with the holding pens cleaned and disinfected immediately after removal.

Goats

- Certificate of Veterinary Inspection with animals individually identified with USDA approved individual scrapie program identification. Identification must be one of the following: 1) USDA approved tags or 2) a legible registration tattoo or 3) a legible USDA approved herd tattoo and individual animal ID number or 4) electronic ID if the goat is enrolled in the Scrapie Flock Certification Program and/or the electronic ID is recorded on the goat's registration paper.

For information on scrapie ID, contact USDA at 518-858-1424.

- The CVI must contain a written statement from the issuing Category 2 accredited veterinarian that the herd of origin was inspected after May 1 of the current year and no evidence of contagious, infectious or communicable diseases was found.
- If evidence of soremouth (contagious ecthyma) is found on any goat, the entire exhibit including the affected animals shall immediately be removed from the fair premises with the holding pens cleaned and disinfected immediately after removal.

Swine

- Certificate of Veterinary Inspection with animals properly identified (see Animal Identification section above).

Llamas and Alpacas

- Certificate of Veterinary Inspection with animals properly identified (see Animal Identification section above).
- All llamas and alpacas must be negative to an approved test appropriate to detect Bovine Viral Diarrhea persistent infection (BVD-PI). The date and results of the testing must be noted on the certificate of veterinary inspection.

Poultry

- Poultry (with the exception of doves, pigeons and waterfowl) must be accompanied by 1) results of a negative pullorum typhoid test conducted within 90 days prior to exhibition OR 2) proof that the birds originated directly from a US pullorum-typhoid clean flock or equivalent flock.
- Pullorum qualified by 90 day test must be identified by official leg band.
- Proof of NPIP status must be in the form of an NPIP certificate or purchase receipt containing NPIP certification information. If utilizing a receipt it must be dated within 1 year of the date of admission to the fair.

Deer/Elk (Cervidae)

- Certificate of Veterinary Inspection with animals properly identified (see Animal Identification section above).
- Originate from a herd classified as accredited or qualified under USDA tuberculosis regulations.
- A movement permit obtained from the Division of Animal Industry is required for all deer movements. All CWD and TB program requirements must be met before a permit will be issued. Questions regarding movement permits should be directed to the Division of Animal Industry at 518-457-3971.

Miscellaneous Ruminants

- Certificate of Veterinary Inspection with animals properly identified (see Animal Identification section above).

Exhibitor Prefair Guidelines

Cattle, Sheep, Goats, Swine, Llamas and Alpacas, Cervids, Misc. Ruminants

- Review the animal health requirements booklet including information for your species **before** your veterinarian arrives to inspect your animals. If you have any questions **ask**.
- Your veterinarian is responsible for inspecting your animals and completing the certificate of veterinary inspection (CVI). Call **early** to avoid the last minute rush when mistakes are made and there is no time to correct.
- Make sure **official** eartags are present on cattle and swine and USDA approved scrapie ID is in place on sheep and goats.
- Llamas and alpacas require a microchip or eartag. If a microchip is utilized make sure the veterinarian confirms the microchip ID or places one.
- **ALL IDENTIFICATION MUST BE RECORDED. Make sure it is.**
- Review the CVI carefully upon receipt to make sure all the information is correct including any required test or vaccination information.

- **DO NOT** stuff it in an envelope and assume all is well. The time to correct is before pulling them out at the fair. The CVI is your document and you share responsibility if it is incorrect.
- If you are **importing** livestock from out of state make sure the interstate requirements are met and you have a valid **interstate certificate of veterinary inspection**.

Poultry

- Schedule pullorum flock inspection and testing well ahead of the fair if your flock is participating in the NPIP program.
- If you're having your birds tested within 90 days of the fair you must go to a pullorum clinic. Available clinics are listed on the Dept. website. No individual testing is available if you miss a clinic.
- Birds qualified by 90 day test must be identified by official leg band.
- **Bring documentation** with you to the fair in the form of a 1) current NPIP certificate, 2) 90 day test chart or 3) purchase receipt with NPIP certification within 1 year of the date of admission to the fair.

Horses

- For NY origin horses negative EIA test chart must be dated this calendar year or the prior calendar year.
- **Imported** horses must be accompanied by an interstate certificate of veterinary inspection with a **negative EIA test within 12 months**. Rabies vaccination information can be incorporated into the CVI.
- Drawing or photograph **must** match the horse.
- Rabies vaccination must be within 1 year of arrival at the fair and be documented by a **signed** rabies certificate or a signed statement on the EIA test chart with the required information (see requirements).

MOST IMPORTANT

When you are loading your livestock for the trip to the fair take the time to examine them. Make sure they are the same animals that are on the paperwork and if they are showing any signs of illness **LEAVE THEM HOME**.



POULTRY, RABBITS & SMALL ANIMAL PETS

Showmanship Guidelines

To Exhibit Rabbits & Small Animals, use Registration Form on Page 27
Attach a photo of each animal being exhibited with your Registration Form

Due By or Before July 8th

Onsite Veterinary Check-in REQUIRED : Rabbits and livestock for show or exhibition must take part in the on-site veterinary check-in: (unless authorized by the 4-H Program Director and/or Livestock Chairperson)


Thursday evening, July 28th: 6:30 pm – Rabbit & Poultry Health Vet Check

*Small Pets / Animals are not required to attend Vet Check but must submit all appropriate / required health documentation and registration forms.



Poultry

(Cloverbud & Youth – Enrolled 4-H Members Only)



After July 8, absolutely no entries will be accepted.

Additional Health Requirements for Poultry (Please review General Information for all Animal Exhibits)

- Any Cloverbud or Youth wishing to show Poultry must be an Enrolled 4-H Member by or before July 8. For information regarding Enrollment please contact CCE.
- Poultry Chairperson's reserves the right to dismiss any animal which does not appear to be in good health.
- Follow all Health Regulations as indicated in this guide.
- It is recommended that you consult with a veterinarian or avian specialist about vaccinating poultry against infectious laryngotracheitis (ILT).
- ***The sale of eggs and/or Poultry is not permitted at the Putnam County 4-H Fair.***

Rules & Regulations

1. **Attach a photo for each animal you are registering to your Pre-Registration Form.** Computer printed photos are acceptable. For your convenience you may e-mail photos to dla25@Cornell.edu - label subject as "Fair Animal Photo".
2. Poultry Showmanship information sheets will be available at the health check-in.
3. Exhibitors are required to be present during the Breed and Showmanship Contest at 1:00 P.M., Friday, July 29th.
4. **Birds can be picked up at the Fair between 4:00pm - 5:00pm on Sunday, July 31st.**
5. CHICKENS: State if bird is to be judged as a show bird or a production bird. Make sure to state breed in the description.
6. Any youth who is showing or displaying chickens, ducks or any bird must provide care for their birds throughout the weekend.
7. All exhibitors are responsible for feeding (no wet food permitted) and watering their birds. Water is available at the Fairgrounds; **FEED IS NOT AVAILABLE.**



8. All exhibitors must bring their birds in a durable, sturdy carrier that is the appropriate size for their birds. Exhibitor must stay with birds until Poultry Fair Chair has completely checked them in. Cages will be provided during the Fair.
9. All exhibitors are responsible for keeping the poultry area clean.
10. All poultry must be kept in the barn at night. Any poultry removed from the Poultry Barn will not be allowed to return to the barn. NO EXCEPTIONS.
11. All exhibitors are expected to participate and bring appropriate materials to assist Poultry Barn clean up on Sunday night. Such materials include, but are not limited to rake(s), broom(s), and or shovel(s).

Poultry Classes & Class Numbers for Cloverbud & Youth

SHOWTIMES:

- ❖ **Friday, July 29th**
 - **1:00 pm - Breed, Showmanship & Egg**
 - **TBA - Poultry Jeopardy Game Show**
- ❖ **Saturday, July 30th**
 - **11:00 am – Poultry Agility (open to Putnam Poultry only)**
 - **1:00 pm – Poultry Costume (open to Putnam Poultry only)**

Poultry Class Descriptions: (Exhibition Options & Definitions) See Pages 22-23

- **Poultry Jeopardy Game Show:** This fun and education event will showcase the showman's ability to demonstrate and verbalize basic knowledge of animal care including: anatomy, general health, diet, housing and basic grooming.
- **Showmanship:** In showmanship, your primary goal is to develop, groom and present your animal so that it will make the best impression possible on the judge. The showman, dressed professionally, must have total control of the animal at all times, exuding a quiet confidence. The judge will expect the animal to be cleaned properly and fitted according to expectations assigned to each of the varying species of animals. The showman will also be expected to share their knowledge of their show animal with the judge; this knowledge should include details about raising and care of the animal, uses for the animal and knowledge of the animal's body. (Source: <http://cceschoharie-otsego.org/resources/4-h-poultry-showmanship-made-easy>)
- **Breed Conformation:** Breed conformation classes are classes where only the animal exhibit is judged, not the showman. The judge evaluates the quality of the animal's pedigree, health, fitness, and cleanliness, checking whether the body structure conforms to the standard type of breed represented. He or she then makes a decision based on the standards each breed is upheld to by the 4-H guidelines. (Source: <http://www.ansi.okstate.edu/breeds/poultry>)

BREED CLASSES:

Standard Class:

P1A – Cock (male over 1 year)
P1B – Cockerel (male 3-12 months)
P1C – Hen (female over 1 year)

P1D – Pullet (female 3-12 months)
P1E – Hen with Chicks (under 3 months)

Bantam Class:

P2A – Cock (male over 1 year)
P2B – Cockerel (male 3-12 months)
P2C – Hen (female over 1 year)

P2D - Pullet (female 3-12 months)
P2E - Hen with Chicks (under 3 months)



Waterfowl Class:

P3A – Male (over 1 year)
P3B – Male (3-12 months)
P3C – Female (over 1 year)

P3D – Female (3-12 months)
P3E – Female with Young (under 3 months)

Other Fowl Class:

P4A – Male (over 6 months)
P4B – Male (3-6 months)
P4C – Female (over 6 months)

P4D – Female (3-6 months)
P4E – Female with Young (under 3 months)

SHOWMANSHIP CLASSES:

P5A- Poultry Junior
P5B- Poultry Senior
P5C- Poultry Cloverbud

P5D- Other Junior
P5E- Other Senior
P5F- Other Cloverbud


EGG CLASSES (quality, size, weight, etc.)

6 of the same size; clean but DO NOT WASH.

P5A – Large Eggs
P5B – Medium Eggs
P5C – Small Eggs

Rabbits

(Cloverbud & Youth – Enrolled 4-H Members Only)



After July 8, absolutely no entries will be accepted.

Additional Health Requirements for Rabbits:

- **Any Cloverbud or Youth wishing to show Rabbits must be an Enrolled 4-H Member by or before July 8. For information regarding Enrollment please contact CCE.**
- Rabbit Chairperson reserves the right to dismiss any animal which does not appear to be in good health.
- Follow all Health Regulations as indicated in this guide.
- All rabbits entered in the Fair must be clean, healthy and free from external parasites. Nail must be trimmed.
- **NO** pregnant does, does with litters, or rabbits under eight (8) weeks of age can be exhibited.
- The sale of rabbits is not permitted at the Putnam County 4-H Fair.

Rules & Regulations

1. **Attach a photo for each animal you are registering to your Pre-Registration Form.** Computer printed photos are acceptable. For your convenience you may e-mail photos to dla25@cornell.edu - label subject as "Fair Animal Photo".
2. There is a limit of five (5) entries per Youth exhibitor and two (2) entries per Cloverbud exhibitor. During check-in, exhibitors will be encouraged to sign-up for Rabbit Showmanship and/or Knowledge (Skill-a-thon) Class time-slot. Additional Rabbit Resources will be available upon request and at check-in.
3. **Rabbits can be picked up between 4:00 p.m. and 5:00 p.m. on Sunday, July 31.**
4. Rabbits of any breed may be entered. All animals will receive ribbons. Rabbits are judged based on the 4-H Danish System. Rabbits without proper pedigree papers can be entered in the 'Rabbit Pet Class'.
5. Exhibitor **must** provide dishes/bottles for food and water. **Purina Rabbit Chow will be available.** Exhibitor may provide own food if this is not acceptable.
6. Exhibitors may line the bottom of the cages with cardboard or wood. Indoor, nylon carpet may not be used to line the rabbits' cages.

7. All exhibitors must bring their rabbits in a durable, sturdy carrier that is the appropriate size for their rabbits. Exhibitor must stay with rabbits until Rabbit Fair Chair has completely checked them in. Cages will be provided during the Fair.
8. **Any rabbit removed from the Rabbit Barn will not be allowed to return to the barn. NO EXCEPTIONS.**
9. With permission from the Rabbit Committee Chairperson, individuals may enter a rabbit for display only.
10. **During check-in, any youth (9 and up) showing rabbits are required to sign up for two (2) hours volunteer work in the Rabbit Barn.**
11. All exhibitors are expected to participate and bring appropriate materials to assist Rabbit Barn clean up on Sunday night. Such materials include, but are not limited to rake(s), broom(s), and or shovel(s).



Rabbit Classes & Class Numbers – Cloverbud & Youth

SHOWTIMES:

- ❖ **Friday, July 29th,**
 - **TBA: Rabbit Skill-a-thon**
- ❖ **Saturday, July 30th**
 - **10:00 am- Rabbit Showmanship**
 - **1:00 pm-Rabbit Fashion Show**
- ❖ **Sunday, July 31st**
 - **TBA: Rabbit Jeopardy**

Rabbit Class Descriptions: (Exhibition Options & Definitions)

- **Rabbit Jeopardy Game Show:** This fun and educational event will showcase the showman's ability to demonstrate and verbalize basic knowledge of animal care including: anatomy, general health, diet, housing and basic grooming.
- **Rabbit Showmanship:** Putnam County 4-H Fair does not require ARBA Standards. Participants are judged based on their age, number of years, experience with rabbits and overall knowledge, skill and appearance of their rabbit.
- **Breed:** Breed Conformation requires Rabbit Exhibitors provide pedigree papers.
- **Pet Rabbits:** Rabbits of mixed breed are considered pet class. Putnam County 4-H Fair rabbit entries are judged by 4-H standards which means overall appearance and handle-ability.
- **Costume:** Rabbits entered in Costume Class must be entered in the Fair. Registration will be confirmed upon check-in on Thursday, July 28th. Only two (2) entries per exhibitor will be allowed. This class is judged on originality and "cuteness".

Small Animal Pet Show

(Cloverbud & Youth – Enrolled 4-H Members Only)

After July 8, absolutely no entries will be accepted.

Additional Health Requirements for Pets (Please review General Information for all Animal Exhibits)

- Any Cloverbud or Youth wishing to show Small Animals must be an Enrolled 4-H Member by or before July 8. For information regarding Enrollment, please contact CCE.
- All Ferrets over 105 days of age must have proof of Rabies vaccination. Certificate must be attached to pre-registration form.
- Follow all Health Regulations as indicated in this guide.

Rules & Regulations

1. All small pets must be in their own cages or tanks.
2. Small pets **CANNOT STAY OVERNIGHT**.

Small Animal Classes & Class Numbers For Cloverbud & Youth

SHOWTIME:

- ❖ **Saturday, July 30th**
 - **2:00pm- Small Animal Pet Show** (Times are approximate)

Pet Classes -

2A - Furry Pets Class -

Includes hamsters, gerbils, mice, guinea pigs. (No dogs, cats, or rabbits)

2B - Furry Pets Costume Class –

Youth and pet should be dressed in a coordinated costume

2C – Feathered Pets Class –

Includes parakeets, canaries, parrots, etc.

2D – Other Pets Class –

Includes snakes, frogs, hermit crabs, etc.

(For Pet Dog and Dog Costume: See DOG SHOW Section – page 34-37)



PUTNAM COUNTY 4-H FAIR ANIMAL REGISTRATION FORM

Poultry, Rabbits, & Small Animal Showmanship & Display



DUE: JULY 8, 2016

One form per person (NOT per family or club)

This form must be accompanied by the a Photo of Each Animal You are Bringing to the fairgrounds – except Small Animal Pets and the

4-H Fair Showmanship Youth Enrollment Forms (if you are not currently enrolled in Putnam 4-H).

Mail or fax to:

Cornell Cooperative Extension Office of Putnam County
Terravest Corporate Park, 1 Geneva Road, Brewster, N.Y. 10509
Fax (845)278-6761

NAME: _____ **4-H CLUB/GROUP:** _____

ADDRESS: _____ **CITY/STATE:** _____

PHONE: _____ **EMAIL:** _____

AGE of Exhibitor (as of 1/1/15): ☐ Cloverbud (5-8 years) ☐ Jr. Youth (9-12 years) ☐ Sr. Youth (13-19 years)

EXPERIENCE LEVEL: ☐ Novice ☐ Intermediate ☐ Experienced

4-H MEMBER COUNTY AFFILIATION: ☐ Putnam ☐ Westchester

☐ I, along with my child(ren), have read, understand & agree to the Policies of the Putnam County 4-H Fair listed in this guide.

Parent Signature _____ Date: _____

☐ I hereby give Cornell Cooperative Extension of Putnam County permission to use any photos, slides, films, digital images, sketches or any other audio visual materials taken of my child during the 4-H Fair.

Parent Signature _____ Date: _____

☐ **Enrollment Fee:** There will be a \$5.00 Youth Enrollment Fee for participation in animal shows (does not apply to currently enrolled youth) who wish to show animals at the Fair. Go to: <http://putnam.cce.cornell.edu/4-h-youth/putnam-county-4-h-fair> for the youth enrollment forms – which will be located at the bottom right hand corner of the page.

☐ **Showmanship Entry Fee – DUE WITH THIS FORM:**

There will be a \$2.00 Entry Fee per animal showmanship with a family cap of \$15.00. This fee is payable at time of registration (on or before July 8th).

TOTAL # OF ANIMALS REGISTERED


Poultry	N/A
Rabbits	
Small Animal Pets	

Please List All Poultry, Rabbits or Small Animals you intend to Show or Display

Breed/ Species	SHOW ANIMAL Animal Name and/or Tag #	CLASS NUMBER (Poultry & Small Pets ONLY – Rabbits entries do not require a Class #)	Display Only	Costume Class	Pet Class (No Pedigree Papers Needed)	Showmanship
			<input type="checkbox"/>	<input type="checkbox"/>	<input type="checkbox"/>	<input type="checkbox"/>
			<input type="checkbox"/>	<input type="checkbox"/>	<input type="checkbox"/>	<input type="checkbox"/>
			<input type="checkbox"/>	<input type="checkbox"/>	<input type="checkbox"/>	<input type="checkbox"/>
			<input type="checkbox"/>	<input type="checkbox"/>	<input type="checkbox"/>	<input type="checkbox"/>
			<input type="checkbox"/>	<input type="checkbox"/>	<input type="checkbox"/>	<input type="checkbox"/>

Copies of Required Health Forms, Certificates & Photos **MUST** be included in order to process this entry.

Cornell Cooperative Extension is an employer and educator recognized for valuing AA/EEO, Protected Veterans, and Individuals with Disabilities and provides equal program and employment opportunities



LARGE LIVESTOCK & EQUINE

Showmanship Guidelines


To Exhibit Large Livestock and Equine, use Registration Form on Page 32-33

Due By or Before July 8

Onsite Veterinary Check-in REQUIRED: All livestock for show or exhibition must take part in the on-site veterinary check-in: (unless authorized by the 4-H Program Director and/or Livestock Chairperson)


Friday Morning, July 29th: 10:00 am – Large Livestock Health Vet Check-in

*Equine that are not staying at the 4-H Fair are not required to attend Vet Check but must submit all appropriate / required health documentation and registration forms.



Large Livestock

(Youth – Enrolled 4-H Members Only)



After July 8, absolutely no entries will be accepted.

Additional Health Requirements for Large Livestock (Please review General Information for all Animal Exhibits.)

- Any Youth (age 9+) wishing to show Livestock must be an Enrolled 4-H Member by or before July 8. For information regarding Enrollment please contact CCE.
- **Cloverbuds (5-8 years of age) are not eligible to show or exhibit Large Livestock.**
- Poultry Chairperson's reserves the right to dismiss any animal which does not appear to be in good health.
- Follow all Health Regulations as indicated in this guide.
- **Complete Pre-Registration form** (see pages 32 – 33)
- The sale of livestock at the Putnam County 4-H Fair is not permitted.

Rules & Regulations

1. **Pre-registration and 4-H Fair Animal Showmanship Enrollment is required by July 8, 2016.**
2. All Large Livestock (unless otherwise approved by 4-H Program Director) must arrive and be checked by veterinarian on Friday, July 29th, 10:00 a.m. – Late Arrivals will not be permitted.
3. **Feed and Bedding will not be provided** and must be provided by exhibitor. All exhibitors are required to provide their own buckets. All exhibitors are responsible for keeping the livestock area clean.
4. All 4-H clubs and individuals showing livestock are required to help with set-up immediately after check-in, Friday, July 29 and clean-up of livestock area (starting at 5:00 pm, Sunday, July 31).
5. Suggested attire for youth showing livestock: neat, clean and appropriately dressed (4-H Club t-shirts are acceptable). For foot safety reasons, it is recommended that livestock exhibitors wear an all-leather shoe/boot. Open toe shoes/sandals may not be worn. FYI: There are ideal standards of dress for certain species, if you are interested in this information call Cornell Cooperative Extension.
6. Showmanship will be determined by the following:
 - 1st year experience qualifies as a Junior Showman
 - 2nd year of experience, if showman is 10 years or older, qualifies as Senior Showman



Special Contests

1. **Herdsmanship Awards:** Will be awarded to Youth exhibitors who demonstrated outstanding: (1) Proper care of animal; (2) Appearance of pen; (3) Overall order and cleanliness; (4) Appearance and conduct of the individual during all three days of the Fair; (5) Willingness to assume responsibility. All livestock exhibitors must do their own work or they can be disqualified from Herdsmanship Award; and (6) Cooperation with the Livestock Fair Chair, other exhibitors, and the public during the Fair.
2. **Livestock Costume Class** will be held after the livestock show. Exhibitors can be part of the costume. The Theme must be printed on 3" x 5" index card and handed to the show secretary upon entering the ring.

Large Livestock Classes & Class Numbers – Youth Only

SHOWTIMES: (times for individual Livestock shows are approximate)

- ❖ **Friday, July 29th**
 - **2:00pm – Swine**
 - **3:00pm - Llamas**
- ❖ **Saturday, July 30th**
 - **10:30am – Cattle, Sheep & Goats**
- ❖ **Sunday, July 31st**
 - **9:30am – Mini Equine**
 - **1100am – Livestock Costume**

Swine Class

LL2F – Jr. Showmanship
LL2G – Sr. Showmanship

Cattle Class

LL1F – Jr. Showmanship
LL1G – Sr. Showmanship

Goat Class

LL4F – Jr. Showmanship
LL4G – Sr. Showmanship

Livestock Costume Class


LL5A – Cattle Costume
LL5B – Swine Costume
LL5C – Goat Costume
LL5D – Sheep Costume

Miscellaneous Class

LL6A – Llamas and Alpacas
LL6B – Donkeys, Burros, Asses or Mules
LL6C – Mini Equine


Sheep Class

LL3F – Jr. Showmanship
LL3G – Sr. Showmanship



Equine – Demonstration & Show

(Youth – Enrolled 4-H Members Only)
(included donkeys, mules, asses, burros and minis)



Equine may be registered for display and demonstration purposes only.

(Except for Mini Equine – see page 30 for classes and registration procedures.)

Additional Health Requirements for Equine (Please review General Information for all Animal Exhibits)

- Any Youth wishing to show Large Livestock or Equine must be an Enrolled 4-H Member by or before July 8. For information regarding Enrollment please contact CCE.
- Current rabies vaccination certificate. Certificate of Insurance may need to be provided. Check With Cornell Cooperative Extension / 4-H Staff for details.

Rules & Regulations

1. ***Showing or displaying an Equine will be at the discretion of the 4-H Youth Development Program Director. Individuals wishing to offer Equine demonstrations during the Fair must follow all Health Guidelines listed in this guide.***
2. **Pre-registration and 4-H Fair Animal Showmanship Youth Enrollment is required by July 8, 2016.**
3. **Feed and Bedding will not be provided** and must be provided by exhibitor. All exhibitors are required to supply their own buckets for water.
4. Equine Exhibitors are responsible to set up and clean up (including pickup of all shavings and manure) of their respective Equine areas.
5. All Equine setup must occur prior to the commencement of the fair each day and cleanup may not occur until the fair closes for the day (exceptions must be approved by CCE office prior to fair).
6. Trailers will not be permitted on the fair-way during fair hours and must park in assigned areas.
7. Equine exhibits are not permitted to spend the night without prior approval of CCE office.
8. Cloverbuds (ages 5-8) must follow all required 4-H policies when working with equine.

SHOWTIMES:

❖ Sunday, July 31st

- **9:30am – Mini Equine Showmanship**
- **11:45am - Horseless Horse Show – Open to the Public**

Make your own Stick Pony & take part in the 4-H Horseless Horse Show.

A Horseless Horse Show is an event in which adults and children of all ages compete on foot over a variety of obstacles. The height of the obstacles varies by the age of the children. It is a timed event and the winner of each class is the child with the fastest time. Ribbons are presented in all classes.



PUTNAM COUNTY 4-H FAIR ANIMAL REGISTRATION FORM



Large Livestock & Mini Equine

(Cloverbuds are not eligible to enter Large Livestock)

DUE: JULY 8, 2016

**DATE
SUBMITTED**

One form per person (NOT per family or club)

This form must be accompanied by the

4-H Fair Showmanship Youth Enrollment Form (if you are not currently enrolled in Putnam 4-H).

ENTRY #

(Office Use Only)

Mail or fax to:

Cornell Cooperative Extension Office of Putnam County
Terravest Corporate Park, 1 Geneva Road, Brewster, N.Y. 10509
Fax (845) 278-6761

NAME: _____ **4-H CLUB/GROUP:** _____

ADDRESS: _____ **CITY/STATE:** _____

PHONE: _____ **EMAIL:** _____

AGE of Exhibitor (as of 1/1/16): ☐ Cloverbud (5-8 years) ☐ Jr. Youth (9-12 years) ☐ Sr. Youth (13-19 years)

EXPERIENCE LEVEL: ☐ Novice ☐ Intermediate ☐ Experienced

4-H MEMBER COUNTY AFFILIATION: ☐ Putnam ☐ Westchester

☐ I, along with my child(ren), have read, understand & agree to the Policies of the Putnam County 4-H Fair listed in this guide.
Parent Signature _____ Date: _____

☐ I hereby give Cornell Cooperative Extension of Putnam County permission to use any photos, slides, films, digital images, sketches or any other audio visual materials taken of my child during the 4-H Fair.
Parent Signature _____ Date: _____

☐ **Enrollment Fee:** There is a \$5.00 4-H Youth Enrollment fee for participation in animal shows (does not apply to currently enrolled youth) who wish to show animals at the Fair. Go to: <http://putnam.cce.cornell.edu/4-h-youth/putnam-county-4-h-fair> for the youth enrollment forms – which will be located at the bottom right hand corner of the page.

TOTAL # OF ANIMALS REGISTERED

Cattle:	Goats:
Swine:	Mini Equine:
Sheep:	Other:

☐ **Showmanship Entry Fee – DUE WITH THIS FORM:**

There will be a \$2.00 Entry Fee per animal showmanship with a family cap of \$15.00. This fee is payable at time of registration (on or before July 8th).

CHECKLIST Items that need to be at Cornell Cooperative Extension by July 8, 2016:**

- _____ Complete 4-H Animal Showmanship Youth Enrollment Form
- _____ Completed Animal Registration Form
- _____ Putnam County 4-H Fair Group Sleepover Request Form, Parent Permission Slip, Etc. (*Please see 4-H Fair Overnight Policy)
- _____ Arrangements made to care for your animals overnight.

**Checklist for livestock and mini equine staying for display throughout the weekend.

Registration for only Mini Equine shows can be found on the bottom of the following page.

ALL Livestock and Equine:

Pen #1

Size (circle one):

4'x8' 8'x8' 8'x12'

Animals in Pen #1:

Species/Breed:

a)

b)

c)

d)

Name/ID

Display only:

**Pen #2**

Size (circle one):

4'x8' 8'x8' 8'x12'

Animals in Pen #2:**Species/Breed:****Name/ID****Display only:**

a)

b)

c)

d)

Pen #3

Size (circle one):

4'x8' 8'x8' 8'x12'

Animals in Pen #3:**Species/Breed:****Name/ID****Display only:**

a)

b)

c)

d)

Pen #4

Size (circle one):

4'x8' 8'x8' 8'x12'

Animals in Pen #4:**Breed:****Name/ID****Display only:**

a)

b)

c)

d)

LIVESTOCK SHOWMANSHIP REGISTRATION**YOUTH NAME:****Jr/Sr****Animal to be shown:****Species**

a) _____

b) _____

c) _____

d) _____

e) _____

MINI EQUINE SHOWMANSHIP REGISTRATION**YOUTH NAME:****Jr/Sr****Animal to be shown:****Species**


a) _____

b) _____

c) _____

d) _____

e) _____




DOG

Showmanship Guidelines

To Exhibit Dogs, use Registration Form on Page 37

Due By or Before July 8th

*Any dog brought to the 4-H Fairgrounds must be registered to take part in a demonstration or show. Dogs are not required to attend Vet Check but must submit all appropriate / required health documentation and registration forms.



Dog Show

(Cloverbud & Youth – Enrolled 4-H Members Only)



After July 8, absolutely no entries will be accepted.

4-H Dog Club Show

Dog Costume

Additional Health Requirements for Dogs (Please review General Information for all Animal Exhibits.)

- All Dogs over 105 days of age must show proof of rabies vaccination. The minimum age for rabies vaccination where required is now 4 months. Certificate must be attached to pre-registration form.

Rules & Regulations

1. **Enrollment Fee and Showmanship Fee is required by July 8, 2016.** Please use the Animal Entry Form located on pages 37 of this Guide. All dogs must be on leashes. A bitch in season is not allowed in the park. **Only pre-registered dogs are permitted at the Fair.** The ORANGE registration tag will be mailed to you upon receipt of your pre-registration form, Animal ID and required health certificate. NO dog will be allowed on fair grounds without this tag. Registered dogs are not permitted in any Exhibit Building, Tent or near Livestock.
2. All owners should bring water and pick-up bags for their dogs. Dogs should be walked in designated dog walk areas ONLY.
3. If you are **not** enrolled in a 4-H Dog Club Member, your dog will be subject to a temperament screening by Dog Fair Chair. This will happen before the 4-H Fair. Please call the CCE office @ 845-278-6738 for additional details.
4. Dogs **CANNOT STAY OVERNIGHT.**

Dog Classes & Class Numbers for Cloverbud & Youth

SHOWTIME:

❖ Saturday, July 30th

- **9:30 am** 4-H Dog Club Show (Youth Only - Check in @ 8:30 am. Break from 12:00 – 1:00pm for Pet Dog & Costume Show - Dog show will resume @ 1:30 pm)

SKILL LEVEL: A= First time showing or never earned a Blue Ribbon
B= Experienced
C= Shown in AKC (American Kennel Club)

Beginner Novice (Levels A & B):

Follow AKC Beginner Novice Class.



Graduate Beginner (Levels A & B):

On-Leash exercises: Heeling and Figure 8

Off-leash exercises: stand for examine, recall, long-sit, long-down,

Novice Obedience (Levels A & B):

Includes all exercises listed:

Heeling

Long Sit

Figure 8

Long Down

Come on Recall

Stand for Exam

Open Obedience (Level A only):

Includes all Novice Obedience Class exercises plus:

Retrieve on Flat

Board Jump

Retrieve Over High Jump

OBEDIENCE CLASSES AND CLASS NUMBERS:

Class No.: **BO-A** Beginner Novice A

Class No.: **BO-B** Beginner Novice B

Class No.: **GB-A** Grad. Beginner A

Class No.: **GB-B** Grad. Beginner B

Class No.: **NO-A** Novice A

Class No.: **NO-B** Novice B

Class No.: **OO-A** Open A

GROOMING AND HANDLING CLASSES AND CLASS NUMBERS:

Class No.: **GH-A** Grooming and Handling –Level A

Class No.: **GH-B** Grooming and Handling – Level B

Class No.: **GH-C** Grooming and Handling – Level C

RALLY OBEDIENCE CLASSES AND CLASS NUMBERS:

Class No.: **RO-A** Rally Novice A

Class No.: **RO-O** Rally Advanced A

Class No.: **RO-B** Rally Novice B

Class No.: **RO-P** Rally Advanced B

Class No.: **RO-E** Rally Excellent A


Class No.: **RO-F** Rally Excellent B

SHOWTIME:

❖ **Saturday, July 30th**

- **12:00pm - Pet Dog Class & Dog Costume Class** (Coverbud & Youth -1 entry per person)

PLEASE NOTE: An adult must be present for all Cloverbuds entering their dog



Class No.: **DC1 - Dog Costume Class –**

Dogs and youth should be dressed in a coordinated costume

Class No.: **PD1 – Pet Dog Class -**

Knowledge about owner's dog and care of dog

May be asked to have dog obey a command

PUTNAM COUNTY 4-H FAIR ANIMAL REGISTRATION FORM



Dog Show

**DATE
SUBMITTED**

ENTRY #

(Office Use Only)

DUE: JULY 8, 2016

One form per person (NOT per family or club)

This form must be accompanied a

4-H Fair Showmanship Youth Enrollment Form (if you are not currently enrolled in Putnam 4-H).

Mail or fax to:

Cornell Cooperative Extension Office of Putnam County
Terravest Corporate Park, 1 Geneva Road, Brewster, N.Y. 10509
Fax (845)278-6761

NAME: _____ **4-H CLUB/GROUP:** _____

ADDRESS: _____ **CITY/STATE:** _____

PHONE: _____ **EMAIL:** _____

AGE of Exhibitor (as of 1/1/16): ☐ Cloverbud (5-8 years) ☐ Jr. Youth (9-12 years) ☐ Sr. Youth (13-19 years)
EXPERIENCE LEVEL: ☐ Novice ☐ Intermediate ☐ Experienced
4-H MEMBER COUNTY AFFILIATION: ☐ Putnam ☐ Westchester

☐ I, along with my child(ren), have read, understand & agree to the Policies of the Putnam County 4-H Fair listed in this guide.
Parent Signature _____ Date: _____

☐ I hereby give Cornell Cooperative Extension of Putnam County permission to use any photos, slides, films, digital images, sketches or any other audio visual materials taken of my child during the 4-H Fair.
Parent Signature _____ Date: _____

☐ **Enrollment Fee:** There will be a \$5.00 4-H Fair Youth Enrollment fee for participation in animal shows (does not apply to currently enrolled Putnam youth) who wish to show animals at the Fair. Go to: <http://putnam.cce.cornell.edu/4-h-youth/putnam-county-4-h-fair> for the youth enrollment forms – which will be located at the bottom right hand corner of the page

☐ **Showmanship Entry Fee – DUE WITH THIS FORM:**

There will be a \$2.00 Entry Fee per animal showmanship with a family cap of \$15.00. This fee is payable at time of registration (on or before July 8th).

FILL OUT ONE (OR BOTH) OF THE FOLLOWING FOR EACH EXHIBITOR:

4-H FAIR 4-H DOG CLUB SHOW PRE-REGISTRATION SLIP

Breed of Dog _____

Class (I.e. Novice, etc.): _____

Name of Dog: _____

*Please include rabies vaccination certificate, Animal ID form and a photo with each dog registration

4-H FAIR PET DOG SHOW PRE-REGISTRATION SLIP

Breed of Dog: _____

Class : _____

Name of Dog: _____

Costume Class: Yes No

***Please include rabies vaccination certificate with each dog registration.**



GENERAL PROJECT EXHIBITS (Non-Animal) SECTION

Youth & Adults of all ages are invited to showcase the talents and enter projects to be exhibited at the Putnam County 4-H Fair.

Membership in Putnam 4-H is NOT required for Non-Animal Projects.

To Register a Non-Animal Project/Exhibit, use the Registration Form on Page 66

OR just follow the link below and register online:

https://reg.cce.cornell.edu/PutnamCounty4H2016Projects_237



Due By or Before July 8th

Pay entry fee at time of project submission

Project Submission due at the following times:

Wednesday, July 27th **Project Exhibit Check-in - 3:00–8:00 pm** (ALL Non-Perishable / Non-Animal)

Club Booth Check-in & Set-up – 3:00 – 8:00 pm (2' Min. – 4' Max)

Thursday, July 28th **Project Exhibit Check-in – 11:00 am –1:00 pm - ONLY PERISHABLE ITEMS**

Such as Fruits, Vegetables, Horticulture & Food Exhibits will be accepted.



Project Exhibits (Non-Animal)

(Cloverbud, Youth and Adult – Enrolled 4-H Members Only)



After July 8, absolutely no entries will be accepted.

General information for all NON-Animal Projects:

- *Cornell Cooperative Extension of Putnam County assumes no responsibility in case of loss or damage to any exhibit and/or animal.*
- All non-animal exhibits will be charged an entry fee of \$2.00 per exhibit with a family cap of \$15.00. ***Entry fees should be paid at time of project submission (July 28 per guidelines.) DO NOT send cash or check with your pre-registration form on July 8.***
- Projects containing water **WILL NOT** be permitted without prior approval of the CCE 4-H Youth Development Program Director.
- Project Exhibits can only be entered once and must be from the current year. (Exception: 4-H Portfolios may be added to and resubmitted each year.)

Section Name:

Animal Science

Code: ASC

General information concerning Pre-registration and Completing Exhibit Cards can be found on pages 8– 12

Animal Science: General Information

- Entries must pertain to beef, dogs, goats, horses, pocket pets, poultry, rabbits/cavy, sheep, and swine.
- All kit exhibits must contain the type of kit and contain a list identifying and describing its contents.

Animal Science Classes & Class Numbers

100 – Care & Management

- Collection of feed, described and labeled (example: hay samples ranked in order of quality)
- Draw or make a model of a house, pen, or whelping box. Exhibits must include dimensions and usage descriptions.

101 – Grooming & Conditioning

- Grooming or Bathing Kits
- Foot Care

102 – Equipment

- Knot display boards including each knot's usage
- Homemade halters, leashes, etc.
- Egg Candles
- Tack Trunks – identify and describe contents

103 – Safety

- First Aid Kits for home, barn, or travel

104 – Anatomy

- Draw or make a model and label various parts of the body, such as teeth or bones
- Collection of feathers or teeth

105 – Pasture Plants

- Pasture Plant collections must be pressed, mounted, and labeled. Collections may be on one side of one piece of poster board, at least 22" x 28" or in notebook binder, with single specimen on 8 ½" x 11" page
- Collect and identify at least three (3) poisonous plants, or at least three (3) grass plants, or at least three (3) legume
- Collect and identify at least ten (10) of the most common weeds found in hayfields and pastures

106 – Miscellaneous - Any Animal Science Projects not listed above

Section Name:	Clothing and Textiles	Code: C&T
General information concerning Pre-registration and Completing Exhibit Cards may be found on pages 8 - 12		

The Clothing and Textiles Section has two Sub-sections:

- Clothing
- Textile Handicrafts

Clothing: General Information

- All Clothing must have been made within the past year.
- Clothing entries will be judged on workmanship, general appearance and appropriateness of pattern/fabric
- In addition to the Exhibit Card, a 3" x 5" index card must accompany each exhibit as follows. Exhibits without this information will be marked down one placing.
 - Attach the Index Card to the inside hem or lower edge of the garment and include the following information: a) Itemized cost of garment; b) Fiber Content of garment; c) If item is a kit, it must be clearly stated on the card; d) List at least three (3) things learned while constructing this garment.

- Pattern instruction sheets labeled with the name must be attached to all garments using a commercial pattern. (This will help the judge when evaluating the sewing technique).
- Bring garments on a wire hanger and cover with a clear plastic bag. All garments should be clean and in good repair. Garments do not have to be for self.

Clothing Classes & Class Numbers

200 – Beginning Clothing – Any simplified article. No zippers, collars, or set-in sleeves.

201 – Intermediate Clothing – Any clothing article in which the exhibitor mastered two (2) or more new skills not covered in the beginning level

202 – Advanced Clothing – Any clothing article showing superior accomplishment

203 – Special Interest Group – Remodeled or renovated garments, outdoor equipment, articles for horses, crocheted or hand knit garments, garments using heritage techniques, such as crewel, appliqué, stenciling, smocking, and quilting.

204 – Clothing Revue – Open to any Youth who would like to model their hand made clothing exhibit. Use the General Pre-Registration Form located on page 66 of this Guide. The CCE staff will call you about the details of the Clothing Revue. Any Youth interested in “mannequin modeling” (wearing their clothing exhibit during the Fair) should contact the Cornell Cooperative Extension office.

Textile Handicrafts: General Information

- All Textile Handicrafts must have been made within the past year.
- Textile handicraft entries will be judged on workmanship, general appearance, selection of design, and harmony of color in material and suitability of article to purpose.
- In addition to the Exhibit Card, a 3” x 5” index card must accompany each exhibit as follows. Exhibits without this information will be marked down one placing.
 - The Index Card should indicate a) What new information was learned by doing this project; and b) The approximate cost of the completed article.

Textile Handicrafts Classes & Class Numbers

205 – Fiber & Fabric Craft – Original designs only – No kits, pre-forms, patterns, or pre-cuts. Objects of two- or three-dimension of fibers and/or fabrics used singly or in combination employing any of the following techniques: weaving, knitting, crocheting, macramé, needle arts, latch hook, string art, etc.

206 – Fiber & Fabric Craft Kits – Patterns or kits. Objects of two- or three-dimension of fiber and/or fabric used singly or in combination employing any of the techniques used in Class 525.

Pre-Fair Submission Required

All 4-H Computer Graphic Design entries must be submitted to the Cornell Cooperative Extension Office by 4 PM on July 8, 2016.

Computer Graphic Design: General Information

- Exhibits will be judged on technical quality, layout and design, storytelling ability, presentation and preparation of exhibit.
- Exhibits are to be mounted on a sturdy board or surface. On the back of the exhibit, attach a 3" x 5" Index Card and label: a) Class number; b) Exhibitor's Name and Age; c) Number of years in computers; d) Computer programs used to complete the project; e) How long the project took to complete.

Computer Graphic Design Classes & Class Numbers

220 – Books – Color/Monochrome (Youth only)

221 – Power Point – Limited to ten (10) slides (Youth only)

No computer disks will be accepted. Must be printed and mounted as above.

222 – Posters – Color/Monochrome (Youth only)

223 – Miscellaneous – Cards, flyers, newsletters, yearbooks, reports, storybooks, etc.

Creative Crafts: General Information

- Entries will be judged on suitability, finish, and originality.
- Exhibits should be on a sturdy base, attached securely to the entry card and covered with plastic. Small exhibits should be brought in plastic boxes or bags, and fastened to a 3" x 5" card, attached securely to the entry card.
- Size: maximum 36" X 60". **Larger dimensions must be cleared by the Cornell Cooperative Extension Office before July 8th**

- Entries should include a 3" X 5" index card with the following information:
 - Materials used
 - Special Finishes
 - Special equipment used
- If entry has more than one (1) piece, state number of pieces and attach a tag to each piece and label, e.g., 1 of 3 pieces... 2 of 3 pieces... etc.
- Holiday Craft entries are not eligible for State Fair.

Creative Crafts Classes and Class Numbers

300 – Recyclable Arts & Crafts: Using recyclable materials

301 – Nature Arts & Crafts: Using materials from nature

302– Vegetable Crafts: Using vegetables for materials

303 – Ceramics/Pottery: Objects of clay fired, and/or glazed, hand built, wheel thrown, cast from original mold. No pre-formed or commercial molds permitted (except for Cloverbud). Examples: bowls, pots, vases, cups, plates, mugs. (For ceramic sculpture see Visual Arts – class #652).

304 – Leather: Utilizing leather working techniques (tooled, carved, molded, laced, stitched or riveted), and can be combined with other materials. Examples: chaps, bookmarks, belts, purses, apparel, jewelry, etc.

305 – Metal: Objects of metal used singly or in combination with other materials such as other metals, plastics, wood, ground stones, bone, enamel. Techniques: etched, engraved, tooled or molded. Examples: boxes, candle holders, jewelry, vases, pictures. No kits (kits use Class #311 - below).

306 – Mosaics: Two or three-dimensional objects using clay tile, glass, stone, natural or found materials. Examples: trays, plaques, vases, bowls, etc. No kits (kits use Class #311-below).

307 – Tie-Dying/Batik: Tie-dying must utilize knotting and folding technique with two (2) or more colors. Batik must utilize the technique of hand dying by using wax as a dye repellent with two (2) or more colors. Utilize appropriate knotting, folding, immersion, or outline/fill-in techniques.

308 – T-Shirts: Fabric painted, original design or monogram. Cloverbud may use stencil or embroidery as well.

309 – Wood and/or Paper: Techniques include carved, glued, inlaid, cut, torn, layered, wood burned, etc. Example: puzzles, boxes, masks, collage, wall hanging, placemats, pictures, toys, etc). (For wood sculpture see Visual Arts Class #652.)

310 – Artificial Flowers: Silk, dried, etc., used alone or in combination with other materials to create an **original** design. Artificial flowers used in the creation of wreaths, arrangements in bowls, vases or any containers; or the creation or decoration of any item such as headbands, barrettes, baskets, etc.

311 – Any item made from a Creative Craft Kit or Pre-form

312 – Heritage Arts: Traditional non-fabric fiber objects using materials, methods, and/or decoration based on a continuation of ethnic art or handed-down from one generation to the next, including baskets, masks, etc.

313 – Heritage Crafts: Traditional objects using materials, methods, and/or decorations based on a continuation of ethnic art and handed down from one generation to the next, including hooked rugs, weaving, wall hangings.

314 – Quilts: All quilts must be finished (quilted or tied, with edges bound). May be hand stitched or machine stitched. Exhibitor must have done piecing and quilting. Examples: bed sized quilt, miniature quilt, wall hangings, and pillows. No quilted garments (see Clothing & Textiles Class #203).

315 – Holiday Crafts: Any Holiday article made from October 2015 through July 2016. Examples include three (3) different tree ornaments, Menorah, Thanksgiving centerpiece, Easter baskets and decorations, Seder plate, Valentine hearts, or three (3) different greeting cards.

316 – Holiday Candles: Two (2) different candles, using different methods, made from October 2015 through July 2016.

317 – Scrapbook: Ten (10) to twenty (20) pages – any collection of photographs, memorabilia, words and/or pictures relating to a story, trip, event, etc.

Duct Tape Design:

Exhibits constructed with Duct Tape; exhibit must be constructed using 90% Duct Tape; any color Duct Tape may be used; exhibits will be judged on creativity, workmanship, appearance and difficulty; maximum size for exhibits is 3' x 3' (not for clothing)

Duct Tape Classes & Class Numbers

318DT – Clothing

319DT – Accessories (hat, purse, jewelry, shoes, etc.)

320DT – Toy

321DT – Picture

322DT – Household Item

323DT – Other

Furniture Restoration:

- Entries in this class are not made by the exhibitor, but refinished or restored by him or her.
- Work can be done on pre-cut and/or assembled pieces.
- In addition to the exhibit tag, a securely attached statement of specific information as indicated in each class MUST ACCOMPANY each article.
- Provide the following special information on a 3" X 5" card with exhibit:
 - History of article
 - Method of finishing and/or refinishing
 - Products used
 - Where the finished item will be used.

Furniture Restoration Classes & Class Numbers

324FR-Furniture with Painted Finishes: A piece of furniture with a painted finish such as a chair, table, chest, bookcase, etc. New unfinished or refinished by exhibitor.

325FR-Furniture with Natural Finishes: A piece of furniture with a natural finish such as a chair, table, chest, bookcase, etc., new unfinished or refinished by exhibitor.

326FR- Chair with New Seating: Chair frame restored or refinished, and Chair seat (and back) replaced with cane, rush or splint.

Woodworking:

- All entries must be cut, constructed and appropriately finished by the exhibitor.
- All exhibits must be tagged properly, with the following information provided on a 3" X 5" index card:
 - Materials used, type of wood
 - Special finish used and why
 - Special equipment needed and used, power or hand tools
 - Purpose: why made, how and where used
 - Other information: source of information and/or copy blueprints or plans
 - Include a copy of the plan or blueprint (whether drawn by exhibitor or someone else)

Woodworking Classes & Class Numbers

327WW – Hand Tool Division: Woodworking project that was cut, assembled and finished with hand tools only.

328WW – Power Tool Division: Woodworking project that has been partially or totally completed with power tools.

329WW – Kit Division: Woodworking project that is made from pre-cut materials, but is assembled and finished by the exhibitor; judges will place emphasis on the quality of workmanship performed by the exhibitor.

Lego Design/Crafts (for Lego Robotics see STEM Classes)

- All exhibits must be submitted on a sturdy base and there can be no loose pieces; maximum size for any LEGO exhibit: 18" wide x 18" long x 18" high.

Legos Craft Classes & Class Numbers

330LC - NY State related: a sculpture or diorama related to NY or Putnam County

331LC - Original (limited only by your imagination)

332LC - Sculpture (solid mass built only of LEGOs, ie: statues, reproductions)

333LC - Diorama (a scene created with LEGOS)

334LC - Robotics (go to STEM section code STEM)

Jewelry:

- Jewelry may include designs from pattern books, bead books, crochet, etc.

Jewelry Classes & Class Numbers

335JL - Handmade materials: silverworks, glassblowing, clay formation, paper formation, stone, etc.

336JL - Purchased material – pattern must be provided with exhibit.

337JL - Cloverbud or Junior/Senior Novice may exhibit jewelry made with purchased materials simply strung; must provide pattern.

340 – Miscellaneous Crafts: All other Creative Craft projects not listed above.

Section Name:	Creative Writing	Code: CWR
General information concerning Pre-registration and Completing Exhibit Cards may be found on pages 8-12		

1. Pre-Fair Submission Required.
2. All Creative Writing entries must be submitted to the Cornell Cooperative Extension Office by 4 PM on July 8, 2016.

Creative Writing Classes & Class Numbers

- 400 – Essay:** five (5) pages or less, typed, double-spaced, non-fiction (Youth & Adult only)
- 401 – Short Story:** five (5) pages or less, typed, double-spaced, fiction.
- 402 – Poem**
- 403 – Collection of Poems**
- 404 – Illustrated Poem or Story**
- 405 – Play** (Youth & Adult only)
- 406 – Any Other:** More than five (5) pages, e.g., scroll, newspaper, school reports (Youth & Adult only)

Section Name:	Educational Exhibits	CODE: EE
General information concerning Pre-registration and Completing Exhibit Cards may be found on pages 8 - 12		

Educational Exhibits: General Information

- Format includes posters, dioramas, tri-fold display boards
- Some examples of Educational Exhibits are: Civil War Battle display, Boy/Girl Scout project display, Public Presentation displays.

Educational Exhibits Classes and Class Numbers

- 420 – Junior Youth Project:** 9 – 12 years old as of January 1, 2016
- 421 – Senior Youth Project:** 13-18 years old as of January 1, 2016

The Environmental Education Section has five sub-sections:

- Forestry
- Fish and Wildlife
- Solid Waste
- Entomology/Insect Study
- Other

Environmental Education: Forestry Classes & Class Numbers

545 – Tree Identification Notebook: Based on the “Know Your Trees” project, which is available at the Cornell Cooperative Extension Office.

546 – Mounted Display: At least ten (10) different kinds of wood found in New York wood lots, with their uses. May be made up of small sections of the tree showing bark, cross and tangential sections of the trunk mounted on board.

Environmental Education: Fish & Wildlife Classes & Class Numbers

547 – Fly Tying: A display of flies tied by the exhibitor, mounted, and labeled (must include at least one each of: dry fly, wet fly, nymph and streamer). Fly tying tools constructed and used by the exhibitor may also be included. Judged on sizing of the fly, position of working silk, making quill for body, leaving fluff on hackle, making of dubbing, segments for quill wings, finished head, and neatness and organization of display.

547 B (Beginner) must display four flies

547I (Intermediate) must display six flies

547A (Advanced) must display eight flies

548 – Wildlife Feeds Board Display: Eight different labeled samples of feed that wildlife will eat. Description tag should have at least the following: 1) tell what the feed is; 2) what part(s) of the specimen are eaten; and 3) what animal eats it.

549 – Animal Tracks: Exhibits at least three (3) cast animal tracks accompanied with a printed or typed description that must identify the type of animal.

550 – Bird Study: Scrapbook of bird watching records. To be judged on record keeping, bird recognition, and projects completed. Must give evidence of five (5) bird species recognized and two (2) activities completed.

551 – Wild Bird Feeds Board: Six (6) different labeled samples of wild bird feeds. Description tag should state: 1) what the feed is; 2) the source; and 3) what species eat it.

Environmental Education: Solid Waste Classes & Class Numbers

552 – Recycling and Solid Waste: Exhibits (such as poster or poster series, or printed or typed documents that are in a notebook, folder, or report cover) based on recycling project in the home or in the community.

553 – Composting: Exhibits (such as poster or poster series, or printed or typed documents that are in a notebook, folder, or report cover) based on composting project at home or in the community. Worm Composting must include records of observations.

Other Environmental Education Classes & Class Numbers

554 – Miscellaneous: For Natural Resource projects not already listed elsewhere, contact the Cornell Cooperative Extension Office.

555 – Collections:

Insects, Rocks, etc. Label each object. May include the following information with collection or on 3" X 5" index card:

- Why I collect these objects
- Where I found them
- How long I have been collecting, etc.

556 – Poster/Display Boards:

Hand or computer-generated poster or display board.

Insect Study

Insect specimens must be mounted and displayed in cases as described in 4-H Entomology Guide, museum size drawers, or Riker Mounts. The back of the case must be labeled with the exhibitor's name, age, address, and name/class number. See each class for specific mounting instructions. The wings of all butterflies and moths must be spread.

Insect Study Classes & Class Numbers

557 – Individual General Collection – Minimum of twenty (20) specimens representing five (5) insect orders. Classification need not be taken further than order names.

558 – Team General Collections prepared by more than one person

559 – Individual Advanced Collection – Suggested exhibits include:

- Life cycle collections of more than one species, single order collections.
- Collections of insects found in or on specific habitats such as water insects, insect galls.
- Collections of leaves containing leaf mining insects.
- Insects that feed upon any domestic animals or pets.

- Insects collected from a single kind of plant, insect damaged leaves, twigs, and wood (identify insect to order and common name of the plant, etc. that the exchange insect feeds upon).
- Others described in the 4-H Entomology Guide M-6-1, available at the Cornell Cooperative Extension Office. (General Collections are not acceptable as Advanced Collections.)

560 – Team Advanced Collections prepared by more than one person

Section Name:	Food and Nutrition	CODE: F&N
General information concerning Pre-registration and Completing Exhibit Cards may be found on pages 8 - 12		

The Food & Nutrition Section is comprised of four (4) sub-sections. Each sub-section has its own set of Rules & Regulations and Class Numbers.

- **Recipe Collections**
- **Baked Goods**
- **Food Preservation**
- **Nutrition Education**

Recipe Collections: General Information

- Minimum of ten (10) recipes exhibited in a recipe box, notebook or file. If recipes exhibited in box, must be on 3" X 5" cards. Recipes are to be printed in ink or typed.
- Recipes and holder must be from the current year's work.
- Recipe Collections will be judged on appearance, organization, source and variety of recipes, and additional information given.

Recipe Collections Class & Class Numbers

440 – Heritage Recipes: Should be collected from parents, etc., which reflect a variety of foods your family or early settlers brought to your particular region during a generation other than your own. Include comments about the heritage aspects of each food, how used and by whom. Illustrations are welcome.

Baked Goods: General Information

- All Baked Good entries should be checked in at the Fairgrounds on **Thursday, July 28, between 11:00 a.m. and 1:00 p.m.** However, if necessary, they may be checked in on **Wednesday, July 27, between 3 p.m. and 8 p.m.**

- Please do your best to demonstrate good nutritional choices in your recipe.
- An “exhibit” is: six samples of small items (cookies, muffins, cupcakes, rolls, breadsticks, pretzels or similar products) or a whole large item (loaf bread, cake, coffee cake, pies, or similar products).
- A recipe must accompany each baking exhibit on a 3” X 5” card.
- Cloverbuds may have adult help.
- Cool baked goods thoroughly before wrapping for exhibit. Wrap baked goods in clear plastic bags. Secure exhibit tag and recipe in a second plastic bag and attach securely to exhibit. . DO NOT WRAP CARD WITH FOOD.
- Do not exhibit rolls or muffins baked in paper cups.
- Exhibit cakes right side up on flat foil-wrapped cardboard, NOT IN PANS.
- DO NOT EXHIBIT breads or rolls greased after baking.
- It is preferable to use disposable pie pans for baking pies 6” or larger
- No frostings are permitted
- Exhibits requiring refrigeration are not eligible.
- No exhibits made with commercial mixes, purchased dough, or made in bread machines.

Baked Goods Class and Class Numbers

441 – Candy

442 – Muffins and biscuits:

443 – Quick Breads (not yeast-leavened):

444 – Cookies:

Examples:

Drop: chocolate chip, applesauce, oatmeal

Hand-shaped, pressed: peanut-butter, snickerdoodles, crinkles.

Hand-shaped cookies may be rolled in sugar. No frostings.

Bar: date bar, pumpkin bar, brownies, or other batter cookie.

Layered cookies, especially healthy recipes, like layered fruit bars.

445 – Plain Cake:

Butter, chocolate, or spice cake, made with shortening. Unfrosted, no fruits or nuts.

Approximately 8” – 9” round or square.

446 – Foam Type Cake:

Sponge, Angel Food, Chiffon, unfrosted only; 9" or 10" tube pan.

447 – Coffee Cake**448 – Sourdough Products:**

Cake, coffee cake (approximately 8" – 9" round or square), bread (approximately 9" X 5" X 3"), cookies, rolls or bagels.

449 – Healthy Living:

An exhibit is a sample of any baked product that is made with less fat and total calories by (1) modifying a recipe (include original and revised recipe); (2) using an already modified recipe; (3) making a traditionally low fat product such as angel food cake. The recipe and explanation of why it is low in fat must be included. Cookies, loaf bread, cake, cupcake, coffee cake, muffins, pies or other baked items.

450 - Heritage Foods/International Foods

An exhibit is a sample of any baked item associated with family traditions/history and/or with customs or history of a country or population of the world and must include: (a) recipe and (b) family history/tradition or historical background and context associated with the food, and (c) traditions associated with preparing, serving, and eating the food. Cookies, muffins, bread, cake, cupcakes, coffee cake, pie, or other baked items.

451 – Yeast Rolls, Bread and shaped bread (pretzels, breadsticks, or animal-shaped):**452 – Sweet Bread (Yeast):**

Stollen, novelty bread, rolls, twists or tea ring.

453 – Fruit Pies:

Can be latticed or two-crust pastry. No crumb toppings. No exhibits requiring refrigeration (cream or custard based pies, etc.) are allowed.

454 – Tarts or Turnovers:

3 items make an exhibit (example peach tarts, apple turnovers, etc.)
No exhibits requiring refrigeration are allowed.

455 – Miscellaneous:

Other food items or baked goods not listed.

Food Preservation: General Information

- All canned foods must be processed in standard clear glass canning jars with self-sealing, two piece lids.
- Jars must have vacuum seal. Jars must be exhibited and judged without screw bands.

- Jars must be labeled with contents, type of processing (boiling water or pressure), time and date of process, and altitude adjustment. Time and method of process should agree with USDA/PNW recommendations.
- Appropriate head space requirements must be followed: fruit juices – ¼ inch; Vegetables – ½ to 1 inch; Jams and Jellies ¼ inch, Pickles – ½ inch; Tomatoes – ½ inch.
- Vegetables, with the exception of pickled products and tomatoes, must be processed in a steam pressure canner.
- Fruits, tomatoes, pickled products, jams, marmalades and preserves must be processed by the boiling water bath method.
- Canned foods will not be tasted by the judge.
- The following entries will be disqualified: a) Foods processed and packaged not following current USDA/PNW recommendations; b) Paraffin sealed jams and jellies; c) Jars with zinc lids; d) Foods in green glass jars or not standardized jars; e) Foods that have been improperly processed or packed; f) Jars with more than 2" head space; g) Jars with added color, bleach, sulfite or other preservatives. (For example, baking soda may not be added to green vegetables and acids may not be added to non-pickled foods with the exception of tomatoes and figs).
- **Remember: Use only United States Department of Agriculture (USDA) tested and approved recipes.**

Food Preservation Classes & Class Numbers

456 – Maple Syrup Products: Homemade maple syrup in a clear, glass bottle appropriate for syrup products. A card will be attached for the entry with the process used to make the syrup and the resource(s) of information.

457 – Canned Fruit: Pint or quart jar, vacuum-sealed. (Includes applesauce)

458 – Canned Vegetables: Pint or quart jar, vacuum-sealed.

459 – Canned Fruit Juice: Pint or quart jar, vacuum-sealed.

460 – Tomatoes: Pint or quart jar, cut or whole, in own juices, vacuum-sealed.

461 – Tomato Juice: Pint or quart jar of tomato juice, vacuum-sealed.

462 – Marmalade: ½ pint or pint jar, vacuum sealed, no wax or paraffin.

463 – Jam: ½ pint or pint jar, vacuum-sealed, no wax or paraffin.

464 – Jelly: ½ pint or pint jar, vacuum-sealed, no wax or paraffin.

465 – Fruit Leather: Place in plastic bag or glass jar.

466 – Dried Fruit: ½ pint glass jar or plastic bag.

467 – Dried Vegetable: ½ pint glass jar or plastic bag.

468 – Pickles: 1 pint, vacuum-sealed.

469 – Cheeses: Block, round, slice-hard or soft; 4 oz. to 8 oz.

Nutrition Education Class Numbers

470 – Poster: At least 14" X 22" or a poster series depicting any or all of the most current Dietary Guidelines for Americans. (Eat a variety of foods based on a daily food guide; choose a diet with plenty of vegetables, fruits, whole grains; maintain a healthy weight; exercise regularly; use sugar and salt in moderation; choose a diet low in fat, saturated fat and cholesterol; avoid alcohol; food safety storage and preservation; nutrition evaluation information; food additives or cultural aspects of food.) Poster will be evaluated on the effectiveness in illustrating the topic, appearance and arrangement, and accuracy of information.

471 – Three-Dimensional Exhibit: Depicting any topic listed in Class #470. The exhibit may be illustrated by use of actual foods (except those requiring refrigeration), models, posters, or a photo series. If photos are used, they should be mounted on sturdy cardboard and large enough to be seen easily. Exhibit should be self-explanatory through use of appropriate signs or labels. The exhibit should be limited to approximately 3' X 3'. The exhibit will be evaluated on the effectiveness in illustrating the topic, appearance and arrangement, and accuracy of information.

472 – Projects based on 4-H Food and Nutrition Curriculum: Snack Wisely; Food in the Morning; Fun with Fruits; The Versatile Vegetable; Target What You Eat; Be A Food Detective; Fit It All Together; Snackin' Healthy; Microwave Connection. Emphasize nutritional focus and specific food category. Chief nutrients should be listed and state source of each recipe.

Section Name:	Fruits and Vegetables	Code: F & V
General information concerning Pre-registration and Completing Exhibit Cards may be found on pages 8 - 12		

Fruits and Vegetables: General Information

- This section is open to individuals who have planned, planted, and/or cared for an individual home, school or community garden from which the exhibits were taken.

- Vegetable entries must be labeled with the correct common name and variety name (e.g., snap peas, Blue Lake). Fruit entries must be labeled as to kind and type of fruit, but variety name is not necessary if not known.
- Entries should be clean but unpolished.
- All fruits and vegetables must be exhibited on a plain, white paper plate, except where noted.
- Display all vegetables developed from a flower (e.g., cucumbers, peas, beans, eggplants, peppers, corn, summer squash, and watermelon) with ¼" to ½" of stem still attached. **EXCEPTIONS:** Tomatoes and melons must have stems removed.
- Entries will be judged on: a) Cleanliness and freedom from blemish; b) Uniformity of color and size; c) Market quality (size typical of variety, not over ripe).

Fruits & Vegetables Classes & Class Numbers

500 – Fruit Class

Cultivated Berries (e.g., raspberries, blackberries): 1-pint basket

Blueberries: 1-pint basket

Strawberries: 1-pint basket, stems on

Cherries: 1-pint basket, stems on

Grapes: 1 bunch per plate

Apples, Pears, Quinces, Peaches: 3 per plate

510 – Vegetable Class

Beans: 10 pods, edible condition

Beets: 3, tops trimmed to one inch

Broccoli: 1 head or bunch of small heads tied together 5" in diameter

Brussels Sprouts: 10, not trimmed

Cabbage: 1 head with wrapper leaves left on

Carrots: 3, tops trimmed to 1"

Cauliflower: 1 head, leaves cut to just above the head

Celery: 1 plant, roots of

Chard: 1 plant, roots of

Corn: 3 ears, husks removed from one side on

Cucumbers: 2 of slicing types, 5-6" or longer; 5 of large pickles 3-5"; 10 of pickles under 3"

Dill: Bunch of 6 seed heads, tied or in transparent bag

Eggplant: one

Endive: 1 plant, roots off

Ethnic Cuisine: A collection of 3 related types, such as 3 varieties of peppers, or 3 vegetables that appear in an ethnic cuisine

Garlic: 3 bulbs, dried, braided together or tops trimmed to ½", not peeled

Herbs: Any kind, plant in pot or tied in bunch

Herbs, dried: show a minimum of 1 tablespoon. Exhibiting a larger amount is acceptable. Herbs must be appropriately prepared for use.

Kale: 1 plant, roots off
Kohlrabi: 2, tops and taproot trimmed to 2"
Leek: 2 plants, trimmed
Lettuce: 1 head, roots off
Lettuce, Leaf: 1 plant, roots off
Miniature Vegetables: 6 of 1 type, harvested at small or baby stage
Muskmelon (cantaloupe) and Honeydew: 1, stem off
Okra: 6, 1 ½ - 3" long
Ornamental Vegetables: 3, such as gourds, miniature pumpkins, Decorative corn, ornamental kale (1 specimen)
Onions: 3, tops trimmed to ½", well-cured and dried, not peeled
Onions, Green (aka Scallions): 6 green bunching type, tops on but trimmed evenly
Parsley: 1 plant, roots trimmed, washed and yellow leaves removed
Parsnips: 3, tops trimmed to 1"
Peas: 10 pods
Peppers, Large: 3 large types such as Bell, Cubanelle, Italian Sweet
Peppers, Small: 3 small types such as Banana, Hungarian Wax, Cherry, Jalapeno
Potatoes, Sweet: 3 tubers, 5-10 oz. in weight
Potatoes, White: 3 tubers, 5-10 oz. in weight
Potatoes, Small Varieties: ¾ - 1 ¼" in diameter, pint basket
Pumpkin: 1 ripe, any variety
Radishes: 5, tops trimmed off
Spinach: Common, ½ lb. in transparent bag
Squash, Summer: 2 young, skin tender, such as zucchini, yellow, scallop
Tomatoes: 3 ripe, stems off
Tomatoes, Cherry: 10 ripe, stems off
Turnips: 3, tops trimmed to 1"
Watermelon: 1, mature
Miscellaneous: Any vegetable not listed, display should have same number as similar crop
Record of Home Garden Project: May be assembled in booklet form
Largest Vegetable: Largest vegetable by size, any vegetable
Vegetable Art: Caricature made of vegetables

Section Name:**Healthy Lifestyles****Code: HL**

General information concerning Pre-registration and Completing Exhibit Cards may be found on pages 8 - 12

The Health & Safety Section is comprised of two sub-sections.

- Child Care & Development
 - Drug and Alcohol Awareness
- (pre-fair submission by July 8 at 4 PM is required for essays in class #537)**

Child Care & Development: General Information

- Exhibit should illustrate the exhibitor's understanding of the growth, development and abilities of children and how toys, games or activities promote growth and development at different phases of child development. Emphasis should be placed on safety and how the child will interact with the toy or game.
- Most important aspect for this category is process – not product; what the exhibitor has learned about children is of prime importance.
- All exhibits must have been made by the exhibitor between October 2015 and July 2016.
- Each exhibit must be tagged with the entry card and a 3" X 5" card labeled with:
 - a. Name of project.
 - b. Description of the exhibit, including materials used, method of construction, intended use, what the preparation taught the exhibitor, what learning experience a child can gain and the intended age of use for the exhibit.

Child Care & Development Classes & Class Numbers

530 – Creative Plaything: A homemade toy, activity, game

531 – Poster: About safe babysitting/child care practices, or about child development. Minimum size of 14" x 22"

532 – "Babysitter Kit": Including games, toys, and safety materials needed while caring for an infant, toddler, or pre-schooler.

533 – Picture Story: On a poster or in an album describing a phase of a child's development

534 – A Published Book: With a description by the exhibitor of how this book could be used in caring for a toddler or pre-schooler.

Drug and Alcohol Awareness: General Information

- Topic illustrated should be related to alcohol or substance abuse education.
- Entry should be self-explanatory through the use of appropriate signs or labels.
- The exhibit will be evaluated on the purpose or principle idea, effectiveness in illustrating the topic, appearance and arrangement, and accuracy of information.

Drug and Alcohol Awareness Classes & Class Numbers – Youth & Adult Only

535 – Poster: At least 14" x 22" or a poster series

536 – Dimensional Display: Approximately 3' x 3'

537 – Essay: (Examples: DARE, School Project, other):

Pre-Fair Submission Required: All Drug and Alcohol Awareness Essay entries must be submitted to the Cornell Cooperative Extension Office by 4 PM on July 8, 2016.

General Healthy Lifestyle Projects (not already listed above):

Description:

538 – Miscellaneous Healthy Lifestyle Projects

Section Name:	Media Arts	Code: MAR
General information concerning Pre-registration and Completing Exhibit Cards may be found on pages 8-12		

1. Pre-Fair Submission Required
2. All 4-H Media Arts entries must be submitted to the Cornell Cooperative Extension Office by 4 PM on July 8, 2016.
3. Only amateur projects will be accepted.
4. Any video which endorses a particular product, service or person or which is deemed inappropriate by the 4-H Staff (due to language and/or content) will be disqualified.

Media Arts Classes & Class Numbers

540 – Video Project: Project should be a minimum of 30 seconds. All videos should feature a documentary demonstrating 4-H activities, a narrative or dramatic group project by 4-H members or an informational presentation promoting 4-H. If video is longer than 10 minutes, there must be a short highlight film for the judges to watch on a separate disk or file. Project can be submitted as a CD or DVD. Project will be evaluated on technical quality, organization, creativity and the ability to communicate a message.

541 – 4-H Short: (Youth Only) A video project using cinema graphic technique (e.g. stop motion, claymation, etc.) consisting of a short film telling a story. 4-H should be included somewhere in the film. All works must be submitted as a CD or DVD.

542 – Audio Tape: Each tape should be at least two (2) minutes in length but not to exceed fifteen (15) minutes. Examples include an interview, storytelling, performance, radio report or review.

543 – Power Point Presentation: Submit a hard copy of your presentation as well as a disc or flash drive.

Section Name:	Ornamental Horticulture	Code: OHC
General information concerning Pre-registration and Completing Exhibit Cards may be found on pages 8-12		

Ornamental Horticulture: General Information

- Exhibits must be correctly tagged and labeled as to variety or kind and limited to only one variety or kind per exhibit.
- Each exhibitor is limited to ten (10) entries, three (3) entries per class where varieties are distinctly different.
- Entries will be judged on trueness to variety, color, shape, age of bloom and should be free from injury and insect damage.

Ornamental Horticulture Classes & Class Numbers

570 – Cut Flower Exhibits

- Exhibits for cut flowers must have been planned, planted, and/or cared for by exhibitor in a home garden from which the exhibits were taken. They must be correctly labeled with common name and variety name (e.g., Petunia, Red Picotee).
- Cut flowers will be discarded at the end of the Fair.
- Containers for cut flowers must be clear glass bud vases or jars.
- Cut flower stems to be 8" long, except when type of flower makes this impossible.
- Flowers that do not last as cut flowers (hollyhocks, impatiens, and portulaca) may not be entered.
- Blooms of weeds, wildflowers, and shrubs will not be judged.
- Entries will be judged on presentation, color, shape, labeling, and condition.
- Exhibits shall consist of three (3) stems of the same color blooms, except Dahlias, Gladiolas, and Roses, as follows:

- Dahlias: Three (3) blooms of one color, or one (1) bloom if over 6" in diameter
- Gladiolas: One (1) spike with at least 12" stem
- Roses: One (1) stem of the following: Hybrid Tea, Grandiflora, Floribunda

571 – Indoor Gardening: Potted House Plant - Flowering, Foliage, Vine, Hanging Container; (more than one plant accepted), Miniature (2 ¼" – 3" container)

Indoor Gardening

- Exhibits for indoor gardening must have been planned, planted, and/or cared for by exhibitor in a home garden from which the exhibits were taken. They must be correctly labeled with common name and variety name (e.g., Petunia, Red Picotee).
- Houseplants must be single stem or crown in proportional container.
- Exhibits will be judged on plant health, balance, design, proportion and harmony.
- No artificially colored or plastic plant materials allowed in any class.
- Ribbons and bows as part of design are permitted.

572 – Indoor Gardening: Cactus or Succulent

573 – Indoor Gardening: Dish Garden - More than three (3) varieties of plants

574 – Indoor Gardening: Terrarium or Closed Ecosystem

Floral Design

575 – Floral Design: Plaque - of dried or pressed plant materials

576 – Floral Design: Dry or Fresh Flower Corsage - in transparent bag

577 – Floral Design: Table Arrangement - of live or dry plant material, not over 12" in diameter and not under 8" in height

578 – Floral Design: Holiday Decoration - of live, dried, or natural plant materials, no more than 18" in diameter and 24" long

579 – Plant Collections

- Plant materials must be pressed, mounted and labeled.
- A clear protective overlay is optional on collection exhibits.
- Weed and other specimens mounted green (not pressed) will not be judged.
- Collections of plant materials may be on one side of one piece of poster board, at least 22" x 28", or in notebook binder with single specimen on 8 ½ x 11" page.

Leaf, Twig – Include fruit, flower, and seed where appropriate to the plant, ten (10) or more ornamental trees

Leaf, Twig – Include fruit, flower, and seed where appropriate to the plant, ten (10) or more ornamental shrubs

Leaf, Twig, and Illustration – Include fruit or nut where appropriate, from ten (10) or more fruit or nut plants

10 Weeds – Common to lawns and flower beds

10 Annual Flowers

10 Perennial Flowers

10 Wild Flowers – include flower and leaf of each

10 Leaves – Ten (10) forest trees, give one common use for wood of each tree

10 Seeds – Any single plant type, e.g., 10 ornamentals, 10 fruit, etc.

Any Other Nature Related Collection – at least ten (10) specimens

580 – Horticulture Scrapbook

- Pictures for the collection may be cut from magazines or garden center catalogs, illustrated by exhibitor's own drawings, photographs, or photocopies.
- Label with common name and brief description of plant.
- Images showing different stages of growth may be included, e.g., vegetable flower/vegetable, flower bud/mature flower, seed head, etc.
- Include a source list at the end of the scrapbook stating where the images came from, e.g., "Pictures of flowers are from W. Atlee Burpee 2013 Catalog".
- Fasten pictures with clear tape, paper glue, or rubber cement.
- One plant per 8 ½ x 11" page.
- All pages must be bound in a notebook binder.
- Must include 15 plants from at least one of the following four groups:
 - Annuals, perennials, houseplants
 - Ornamental trees and shrubs
 - Fruits and nuts
 - Vegetables
- **To be eligible for State Fair**, scrapbook must include specific plants from each of the 4 groups listed above.

580A – Photo Record Scrapbook

- Photos must be taken by 4-H'er.
- A minimum of 20 photos. The collection of 20 plants can be a combination of several types of plants, such as trees, shrubs, weeds, annuals perennials, fungi, etc.
- Identify common and scientific names
- List variety, growing requirements, location of plant, where photo was taken and identification sources.
- List variety, growing requirements, location of plant, where photo was taken and identification sources.

581 – Flower Gardens Exhibits in this class are not eligible for State Fair

Adults please indicate Class # 581A for Amateur or 581P for Professional

- All pictures and plans must have a clear protective overlay.
- All plans must show variety, name, placing, height, color; use scale no smaller than 1" = 4 feet.

Plan of Annual Flower Garden

Plan of Perennial Flower Garden – only current year's work

Flower Box Contest – Minimum 10" across top. Should not be too heavy to carry to display site. If entering hanging basket, exhibitor must supply own hanging stand and hook. Name of exhibitor or club must be visible on flower container. Keep in mind that containers will be exhibited in bright, hot sun. Flower containers may be taken home after the Fair.

Section Name:**Photography****Code: PHO**

General information concerning Pre-registration and Completing Exhibit Cards may be found on pages 8-12

Photography: General Information

- Two exhibits per class/per exhibiter with no more than three exhibits per exhibitor in section.
- Photographs must be from current year. Suggestions: candid shots, portraits, animals, landscapes, scenery, seascapes, buildings.
- Photographs are to be mounted on sturdy background (ex: foam board) and be ready to hang. Cornell Cooperative Extension is not responsible for damage to entries not mounted appropriately.
- NO GLASS Frames
- Print may be made by a commercial processor.
- Entries will be judged on technical quality, composition, storytelling ability, and preparation. Exhibits should demonstrate good workmanship and use of materials.
- Sizes allowed from 3 ½" x 3 ½" to 8" x 10".
- Exhibits should be titled or captioned to assist the viewer in interpreting the message.
- On back of exhibit, label:
 - Class Number, Exhibitor's name and Age
 - Number of years in photography projects, technical data for each print, negative or print number, subject, date taken, type of camera, film and film speed, f-stop, shutter speed, source and type of light
- Nudes will not be accepted.

Photography Classes & Class Numbers**600 – Single Color Photo****601 – Single Black and White Photo****602 – Photo Study:** Shall consist of one (1) of the following:

- 4 photos demonstrating four (4) methods of isolating the subject, not more than three (3) objects permitted in each photo.
- 4 close-up photos of a person with a different main light source in each – front, side, back and diffuse. Use flash or reflector to lighten shadows if needed.

- 4 photos, each to illustrate one idea, e.g., hidden lines and shapes, framing, perspective, texture, etc.
- 4 photos, each illustrating a different stop action technique: horizontal, peak or action, panning-fast shutter, panning-slow shutter.
- 4 candid photos of individual people or groups doing something.
- 4-part photo sports story: spectator reaction, player reaction, peak of action, scoreboard, etc. (If push processing is used, indicate it on the technical data information).

603 – 4 to 8 Part Photo Story: Each photo showing a different step important to the story.

604 – 4 to 8 Part Illustration of Special Effects: Illustrating special effects techniques.

605 – Miscellaneous Photography or Photographic Technique

606 – Digital Images: Single unaltered digital image

607 – Digital Images: Single slightly altered digital image (e.g., cropping, sharpening, blurring). Thumbnail of original must accompany exhibit (“Thumbnail”: small print not to exceed 3”x 5” or 4”x 6”)

608 – Digital Images Single heavily altered digital image (e.g., addition or removal of parts of image, use of filters). Thumbnail of original must accompany exhibit.

608A – Multiple Images may be combined to create a single print (prints may mix color and monochrome images for extra impact). Thumbnail of original must accompany exhibit.

609 – Pictures of 4-H Projects, Activities, Trips Images will be evaluated based on design, ability to tell a story, and marketing appeal.

Section Name:	STEM (Science, Technology, Engineering & Math)	CODE: STEM
General information concerning Pre-registration and Completing Exhibit Cards may be found on pages 8-12		

General Science Fair Project Classes and Class Numbers

619 – Citizen Science: is the engagement of public participants in real-world scientific collaborations – asking questions, collecting data, and/or interpreting results. A display or record of participation in a Citizen Science project, could be part of a local, regional, national or international project, but needs to include some kind of connection to scientists, researchers, or policy makers and contribute to scientific knowledge that will be put to some type of use (by researcher, policy makers, etc.) Examples include: Wasp Watchers, Project Feeder Watch, eBird, Lost Ladybug, Adopt a Pixel, Nature’s Notebook, or a local project. For more information: <http://www.birds.cornell.edu/citscitoolkit>

620 – Cloverbud Science Project: 5 - 8 years old as of January 1, 2016

621 – Junior Youth Science Project: 9 – 12 years old as of January 1, 2016

622 – Senior Youth Science Project: 13 - 18 years old as of January 1, 2016

Electricity: General Information

- All exhibits must be tagged properly, with the following information on a 3" x 5" Index Card: a) Purpose and function of the exhibit b) What you learned.

Electricity Classes & Class Numbers

- **623 – Electronics Project** – projects utilizing principles and construction procedures relating to Electronics. Projects will be judged on the basis of soldering and connection techniques, neatness of assembly, and other assembly procedures. Projects must be operable, and contain all necessary batteries.
- **624 – 4-H Electric Lamp Project** (Open to Youth Only; call for a curriculum kit)
 - e.g., lamps and extension cords
 - Plug caps without terminal screws used on electrical items are not acceptable. Tension restraint devices must be in place.
 - Lamps must have bulbs or shades
 - Projects involving both woodworking and electrical tasks will be judged on the merits of both.

Engineering and Rocketry: General Information

All Engineering & Rocketry Exhibits must be three-dimensional (not a poster).

Exhibits must serve as a self-educating tool that does not require an operator to be present.

Engineering & Rocketry Classes & Class Numbers

- **625 – Model Rocket, Beginning** – Any rocket made from a kit or non-kit materials and totally assembled and finished. Rocket will be checked for workmanship, sanding, smooth paint job and stability. Limit of four (4) entries per exhibitor.
- **626 – Rocketry, Advanced** – Two-stage. Judging criteria same as Class #625.
- **627 -Educational Display** – Any educational display related to an engineering science project such as engine or bicycle parts.
- **628 –Lego Robotics** – Any type of Lego Robot. Must be able to move at least forward and backwards.
- **629 – Miscellaneous Other Stem Projects**

Visual Arts: General Information

- Entries will be judged on impact, technical quality, level of difficulty, composition, print presentation and interest.
- Objects whose ultimate use is to hang on a wall must be mounted or framed and ready for hanging. Cornell Cooperative Extension is not responsible for damaged projects not properly prepped for hanging. A piece of paper is not properly framed or mounted.
- NO GLASS Frames
- Size: maximum 36" X 60". **Larger dimensions must be cleared by the Cornell Cooperative Extension Office before July 8th.**
 - include a 3" X 5" index card with the following information:
 - Source of ideas and how you created your own design
 - Skills, techniques or processes learned
- Number of objects you have made previously in this exhibit class If entry has more than one (1) piece, state number of pieces and attach a tag to each piece and label, e.g., 1 of 3 pieces... 2 of 3 pieces... etc.
- Nudes will not be accepted.

Visual Arts Classes and Class Numbers

650 – Drawing: Expressive work in any of the following media: Crayon, pencil, charcoal pencil, felt tip pen, stick charcoal, colored or pastel chalk, pen and ink.

651 – Painting: Expressive work in any of the following media: Oil, watercolor, acrylics, mixed media (watercolor and ink, acrylic and chalk, etc.).

652 – Sculpture: Materials may be wood, stone, clay, original cast plaster, and paper-mâché, metal (sheet or wire). Techniques include carved, modeled, fired, soldered, glued, molded, laminated, nailed, sewn, etc. (Examples: Soft sculpture, fabricated metals, carved wood, stone, etc.)

653 – Graphics/Prints: Any printing process that duplicates one or more identical images; making an inked imprint, e.g., linoleum, wood cut, stencil, silk-screen, etching, "found" objects. Border designs, or designs and printing tool ideas made by exhibitor.

654 – Posters: A series of posters (at least 14"x 22") or a three-dimensional exhibit illustrating a topic in Creative Crafts. Exhibit should be self-explanatory through use of appropriate signs or labels and should be limited to approximately card table size. Exhibit will be evaluated on content, illustrations, organization, clarity, visual appeal and readability.

DATE SUBMITTED <hr/> <hr/> ENTRY # <hr/> <hr/> (Office Use Only)
--

Putnam County 4-H Fair

General Project Pre-Registration Form

NON-ANIMAL PROJECTS

Due On or BEFORE 4:00 P.M., July 8, 2016


1 form per Exhibitor (NOT per family or club)

Or Register Online at:

https://reg.cce.cornell.edu/PutnamCounty4H2016Projects_237

Mail or fax to:

Cornell Cooperative Extension Office of Putnam County
 Terravest Corporate Park, 1 Geneva Road, Brewster, N.Y. 10509
 Fax (845)278-6761



NAME: _____ **4-H CLUB/GROUP:** _____

ADDRESS: _____ **CITY/STATE:** _____

PHONE: _____ **EMAIL:** _____

AGE of Exhibitor (as of 1/1/16): ☐ Cloverbud (5-8 years) ☐ Jr. Youth (9-12 years) ☐ Sr. Youth (13-19 years) ☐ Adult
EXPERIENCE LEVEL: ☐ Novice ☐ Intermediate ☐ Experienced

☐ I, along with my child(ren), have read, understand & agree to the Policies of the Putnam County 4-H Fair listed in this guide.
 Parent Signature _____ Date: _____

☐ I hereby give Cornell Cooperative Extension of Putnam County permission to use any photos, slides, films, digital images, sketches or any other audio visual materials taken of my child during the 4-H Fair.
 Parent Signature _____ Date: _____

☐ **Project Entry Fee – PLEASE DO NOT SEND CASH OR CHECK NOW:**

There will be a **\$2.00 Project Entry Fee per exhibit with a family cap of \$15.00. This fee is payable at time Project submission (July 27th & July 28th). PLEASE DO NOT send Entry Fee to CCE Office on July 8th.**

SECTION CODE	SECTION NAME	CLASS #	CLASS NAME	SHORT TITLE FOR YOUR PROJECT

Entry Fee is DUE at time of Project Submission.

Please note: In addition to this form you will have to submit a completed **ENTRY CARD** with your project/exhibit at the time of check-in at the Fair. Please see pages 8-10 of this guide for additional information regarding Entry Cards.

4-H Member, Club & Classroom Projects

Section Name:

4-H Project Records

Code: PRD

Open to Enrolled Cloverbuds and 4-H Members & Clubs Only

General information concerning Pre-registration and Completing Exhibit Cards may be found on pages 8-12

4-H Project Records: General Information

1. **Pre-Fair Submission Required. All 4-H Project Records entries must be submitted to the Cornell Cooperative Extension Office by 4 PM on July 8, 2016.**
2. 4-H Project Record Forms (Tool 5-CaPC for Jr./Sr. Youth and the Cloverbud Member's Book for Cloverbud) are available at the CCE office. Project Records may be submitted by individual members or by clubs in the following categories:
 - Community Service
 - Educational or Leadership Experience
 - 4-H Marketing Project(Please refer to the 4-H Goal Setting and Achievement Guide Glossary for a list of acceptable projects and activities – available at the CCE Office).

Community Service Project Record Classes & Class Numbers

Please note: **Community Service Projects** must be done for the direct benefit of others. Fundraising activities are appropriate if it is done for an organization outside of one's own 4-H club. This does not include "4-H Marketing" activities such as marching in parades, window displays, etc.

705 – 4-H Member Individual Community Service Project Exhibit: (Youth only)

Each member may enter up to two (2) exhibits in this class. These may include:

Single Photo: One (1) photo of a community service project, taken by the exhibitor, mounted on 8" x 10" poster board with glue, with a title and caption, and an explanation of the activity written under the caption. This photo does not have to be of the member entering the exhibit

Photo Story: Four (4) or more pictures taken by the exhibitor of a community service project with title and captions, mounted on poster board or other like substance.

706 – 4-H Club Community Service Project: Each club may enter up to two (2) exhibits in the class.

These may include:

Photo Story: Four (4) or more pictures taken by more than one member of a community service project with title and captions, mounted on poster board or other like substance. Exhibit to be entered under club name, and should include club name on front of poster board.

707 - Cloverbud Community Service Project Poster: Include:

- Photos with captions and/or a story of Community Service Projects.
- Poster must be at least 14" x 22", and include the title/name of the Community Service Project. Also include the Club Name on the front of the poster.

4-H Educational and/or Leadership Experience Classes & Class Numbers

708 – 4-H Educational and/or Leadership Member Experience: (Youth only) 4-H or non 4-H project or activity in which a 4-H Member or Cloverbud Member has taken part in within the last year. (Please refer to 4-H Goal Setting and Achievement Guide Glossary for definition of educational events and/or leadership role).

709 – 4-H Educational and/or Leadership Club Experience: same requirements as Class #708

710 – Cloverbud Educational Experience: same requirements as Class #708

4-H Marketing Project Classes & Class Numbers

711 – 4-H Member Marketing Project Exhibit: These may include:

Club News Reporter's News Releases: Three (3) or more club news articles that have been printed in a newspaper. May be copy of original and need to be neatly displayed with the club news reporter's name on the exhibit.

Single Photo: same requirements as Class #705

Photo Story: same requirements as Class #705

712 – 4-H Club Marketing Project Exhibit: These may include:

Photo Story: same requirements as Class #706

Poster: At least 14" X 22". Exhibit to be entered under club name and should include club name on front.

Section Name:	4-H Portfolio	Code: POR
Open to Enrolled Cloverbuds and 4-H Members & Clubs Only		
General information concerning Pre-registration and Completing Exhibit Cards may be found on pages 8-12		

1. Pre-Fair Submission Required. All 4-H Portfolio entries must be submitted to the Cornell Cooperative Extension Office by 4 PM on July 8, 2016.
2. The 4-H Portfolio is a scrapbook or binder that documents a member's 4-H experience through a collection of photographs, awards, ribbons, newspaper clippings, scoring sheets, etc. The portfolio must also include completed 4-H Project Records, a Project Story and a completed Annual Summary (form available at the CCE Office). The portfolio must represent the member's participation during the current 4-H year but may also include 4-H memorabilia from previous years.

4-H Portfolio Classes & Class Numbers

713M – 4-H Member Portfolio: of 4-H experiences – more than one year’s experiences may be included.

714CB – 4-H Cloverbud Portfolio: of 4-H experiences – more than one year’s experiences may be included.

715 – 4-H Club Portfolio: Youth - current year only. Cloverbud may be more than current year.

PLEASE NOTE: Cloverbuds must include a completed Cloverbud Member’s Book in their Portfolio.

Section Name:	4-H Public Presentations	Code: PPR
Open to Enrolled Cloverbuds and 4-H Members & Clubs Only		
General information concerning Pre-registration and Completing Exhibit Cards may be found on pages 8-12		

Public Presentations: General Information

1. Use the General Pre-Registration Form located on page 66 of this Guide. The CCE staff will call you to discuss the details of your presentation.
2. 4-H Members must give the Public Presentation used at current year’s County or District unless prior permission is granted by the 4-H Program Director.
3. All youth are encouraged to prepare and give informative public presentations.
4. Presentations are limited to 5 – 15 minutes in length.
5. Time slots are limited and will be assigned on a first come first serve basis.

PLEASE NOTE: Public Presentations during the Fair are not evaluated but may count toward a 4-H Ambassador Activity.

Public Presentations Class Numbers

716 - Cloverbud Division: 5 – 8 years old as of January 1, 2016

717 – Junior Division: 9 – 12 years old as of January 1, 2016

718 – Senior Division: 13 – 19 years old as of January 1, 2016

Section Name: 4-H Club / Classroom Booths & Banners

Code: CBB

Open to Enrolled Cloverbuds and 4-H Members & Clubs Only

General information concerning Pre-registration and Completing Exhibit Cards may be found pages 8-12

4-H Club / Classroom Booths & Banners: General Information

- ***Please use the special Booth/Banner Pre-Registration form, found on page 71 to pre-register exhibits in this category.***
- Club Booths & Banners must be made or prepared by an organized 4-H Cloverbud Club, youth club, classroom, or group, and are limited to one entry per exhibit class per group.
- Please indicate if wall space is desired and whether access to electrical outlet is needed. All Club Booths will be allotted a minimum of 2' long and a maximum of 4' long for their display.
- All equipment needed (e.g., extension cords) must be supplied by the group.
- Banners should be a maximum of 3'x 4' and be designed to hang vertically or horizontally, and must be equipped with a dowel on top suitable for hanging. Any assembly technique can be used.
- Club Name and a list of all members with ages and leader's name, or class members and teacher's name, must be prominently displayed, or exhibit will be marked down one place.
- Must incorporate the use of the 4-H Clover and Cornell Cooperative Extension of Putnam County.
- Entries will be judged in the following categories:
 - **Cloverbud Division:** 5 – 8 years old as of January 1, 2016
 - **Junior Division:** 9 – 12 years old as of January 1, 2016
 - **Senior Division** 13 - 19 years old as of January 1, 2016

If your club members are from more than one age group, select the category on the registration to which the majority of your members belong.

4-H Club Booths & Banners Classes & Class Numbers

700 – Banner or Sign: e.g., Banner, sign, quilt.

701 – Manned Club Booth: Must depict a group or club project or activity and tell a story. Must be informative and not just a collection of project materials. Will be judged on appearance, format, and effectiveness in telling story.

702 – Unmanned Club Booth: requirements same as Class #701 above.

DATE SUBMITTED
ENTRY #
(Office Use Only)

Putnam County 4-H Fair

4-H Club Booth & Banner

Open to Enrolled Cloverbuds, 4-H Members & Clubs Only



Pre-Fair Registration Form

DUE BY 4:00 P.M., JULY 8, 2016

(One form per Club/Classroom)

Mail or fax to:

Cornell Cooperative Extension Office of Putnam County
Terravest Corporate Park, 1 Geneva Road, Brewster, N.Y. 10509
Fax (845)278-6761

NAME: _____ **4-H CLUB/GROUP:** _____

ADDRESS: _____ **CITY/STATE:** _____

PHONE: _____ **EMAIL:** _____

AGE of Exhibitor (as of 1/1/16): ☐ Cloverbud (5-8 years) ☐ Jr. Youth (9-12 years) ☐ Sr. Youth (13-19 years)
EXPERIENCE LEVEL: ☐ Novice ☐ Intermediate ☐ Experienced
4-H MEMBER COUNTY AFFILIATION: ☐ Putnam ☐ Westchester

☐ I, along with my child(ren), have read, understand & agree to the Policies of the Putnam County 4-H Fair listed in this guide.
 Parent Signature _____ Date: _____

☐ I hereby give Cornell Cooperative Extension of Putnam County permission to use any photos, slides, films, digital images, sketches or any other audio visual materials taken of my child during the 4-H Fair.
 Parent Signature _____ Date: _____

***There is no fee for a 4-H Club/Classroom to set up a 4-H Booth or Banner**

CLASS # & NAME	TOPIC & DESCRIPTION OF PROJECT	SPACE DESIRED
		<input type="checkbox"/> 2 Ft. <input type="checkbox"/> 4 Ft. <input type="checkbox"/> Wall Space <input type="checkbox"/> Table Needed <input type="checkbox"/> Electric Outlet Required <input type="checkbox"/> Incubation Project *
		<input type="checkbox"/> 2 Ft. <input type="checkbox"/> 4 Ft. <input type="checkbox"/> Wall Space <input type="checkbox"/> Table Needed <input type="checkbox"/> Electric Outlet Required <input type="checkbox"/> Incubation Project *

* Incubation projects should be brought directly to the Trainor Building for set-up.
 After set-up, Exhibitor should check in at the Youth Exhibit Building.

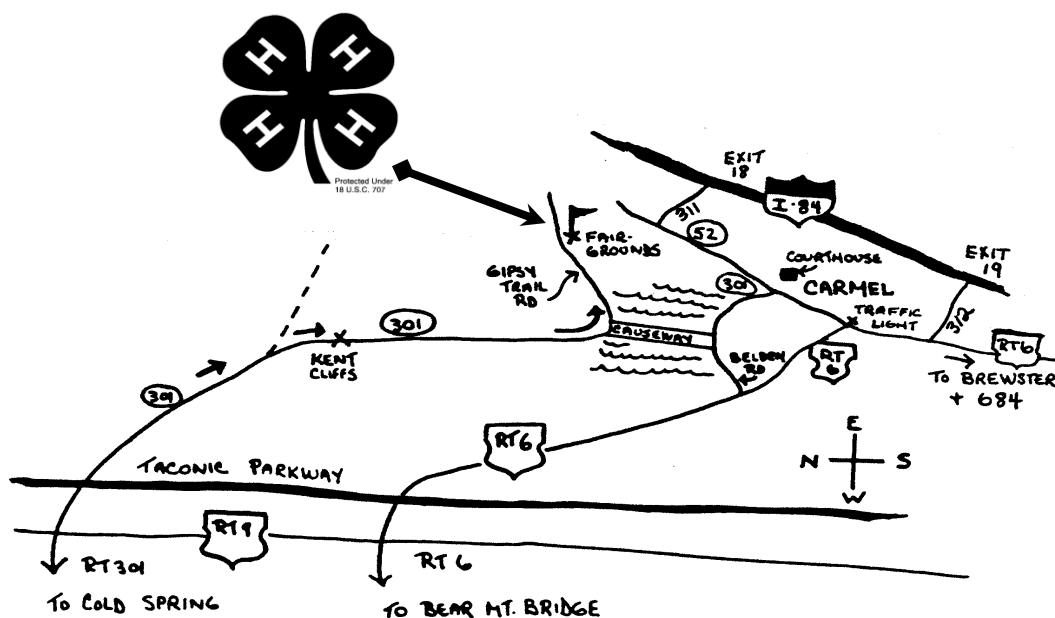
PLEASE NOTE: In addition to this form you **MUST** submit a completed Entry Card with your project/exhibit at the time of check-in at the Fair. Please see pages 8-10 of this guide for additional information regarding Entry Cards.

Cornell Cooperative Extension is an employer and educator recognized for valuing AA/EEO, Protected Veterans, and Individuals with Disabilities and provides equal program and employment opportunities

45th ANNUAL Putnam County 4-H Fair

Friday, July 29th
Saturday, July 30th
Sunday, July 31st

Noon—6:00 pm
10:00 am—7:00 pm
10:00 am—5:00 pm



FAIRGROUND LOCATION:

Putnam County Veterans Memorial Park
Gipsy Trail Road, Carmel, N.Y.



Cornell University
Cooperative Extension
Putnam County

Terravest Corporate Park, 1 Geneva Road, Brewster, N.Y. 10509
Telephone (845) 278-6738 putnam.cce.cornell.edu