

Problem Behavior Definitions



I've come to a frightening conclusion that I am the decisive element in the classroom. It's my personal approach that creates the climate. It's my daily mood that makes the weather. As a teacher, I possess a tremendous power to make a child's life miserable or joyous. I can be a tool for torture or an instrument of inspiration. I can humiliate or humor, hurt or heal. In all situations, it is my response that decides whether a crisis will be escalated or de-escalated and a child humanized or dehumanized.

~Haim Ginott



Purpose and Outcomes

Purpose

Prepare for implementation of effective discipline procedures

Outcomes

Well-defined definitions for staff/office managed target behaviors that interfere with academic and social success



Rationale

Differentiating between behaviors addressed in the **classroom**, versus those addressed by **office/administration**, can:

- improve consistency within the classroom
- provide more meaningful information for problem solving
- increase instructional minutes
- free up administrative time spent on discipline
- increase structure, feelings of safety, and a positive learning environment.



Classroom Managed

Involve opportunities for teachable moments and minimizing interruption to instruction



Teachable Moments

- x It's about teaching what's right and acceptable instead of punishing what's wrong
- x Prepare students to solve social problems in appropriate ways before problems occur
- x Using the calm and happy moments to teach expectations and skills that help students be successful and reduce challenging behavior



Officed Managed

Involve school and student physical and emotional safety



Managing & Preventing Behavioral Crises

- x Before - Use sound preventative procedures
- x During - Goal is safety first
- x After - Gather sufficient information to **refine procedures** and **prevent** subsequent crises



Physical & Emotional Safety

...Warning Signs

- X Bite nails or lips
- X Mutter or grumble
- X Seem stuck on a issue
- X Lash out verbally at others
- X Withdraw
- X Challenge authority
- X Physically strike out
- X Refuse to comply
- X Project blame
- X Verbal threats
- X Abusive language
- X Threatening posture



Avoiding Escalation Responses

- X Getting in the student's face
- X Discrediting the student
- X Nagging or preaching
- X Arguing
- X Engaging in power struggles
- X Tugging or grabbing the student
- X Cornering the student
- X Being overly defensive
- X Following student behavior with corresponding demands
- X Shouting or raising voice

Colvin, 2004



Operational Definitions

- X Observable
- X Can be measured
- X Anyone who reads the definition will be able to identify if the behavior is occurring or not
- X Examples and non-examples



Operational Definitions

- x Avoid using language that places judgments or makes assumptions
- x Avoid language that discusses what the child feels when engaged in the behavior
- x Describe only what is **visible** to an observer.



Measurable

- x **Frequency** – how many times the behavior occurred
- x **Rate** – how many times in a given period the behavior occurred
- x **Duration** – how long the behavior occurred
- x **Latency** – how long between instruction or trigger and the behavior
- x **Magnitude** – the intensity of the behavior



Visualize the Behavior

When you are creating an operational definition, you should visualize what the behavior looks like. Do not insert your **opinion** or use **subjective words** such as “the student is rude” or “the student is being defiant.”



Completing T-Chart

Classroom Managed

Involve opportunities for teachable moments and minimizing interruption to instruction

Office Managed

Involve school and student physical and emotional safety

Directions

- X List all classroom managed behaviors on one side
- X List all office managed on the other side



Intensity 2

Definition

Examples

Classroom Managed
Arguing with/talking back to
Staff Member

Student Friendly Definition

Non-examples

Intensity 2

Definition

Examples

Office Managed
Arguing with/talking back to
Staff Member

Student Friendly Definition

Non-examples



Final Thought

It is always important to remember that “if you inadvertently assist the student to escalate, do not be concerned; you will get another chance to do it right the next time around”

(Geoff Colvin, 1989).



Instructions for use

EDIT IN GOOGLE SLIDES

Click on the button under the presentation preview that says **"Use as Google Slides Theme"**.

You will get a copy of this document on your Google Drive and will be able to edit, add or delete slides.

You have to be signed in to your Google account.

EDIT IN POWERPOINT®

Click on the button under the presentation preview that says **"Download as PowerPoint template"**. You will get a .pptx file that you can edit in PowerPoint.

Remember to download and install the fonts used in this presentation (you'll find the links to the font files needed in the [Presentation design slide](#))

More info on how to use this template at www.slidescarnival.com/help-use-presentation-template
This template is free to use under [Creative Commons Attribution license](#). You can keep the Credits slide or mention SlidesCarnival and other resources used in a slide footer.





Hello!

I am Jayden Smith

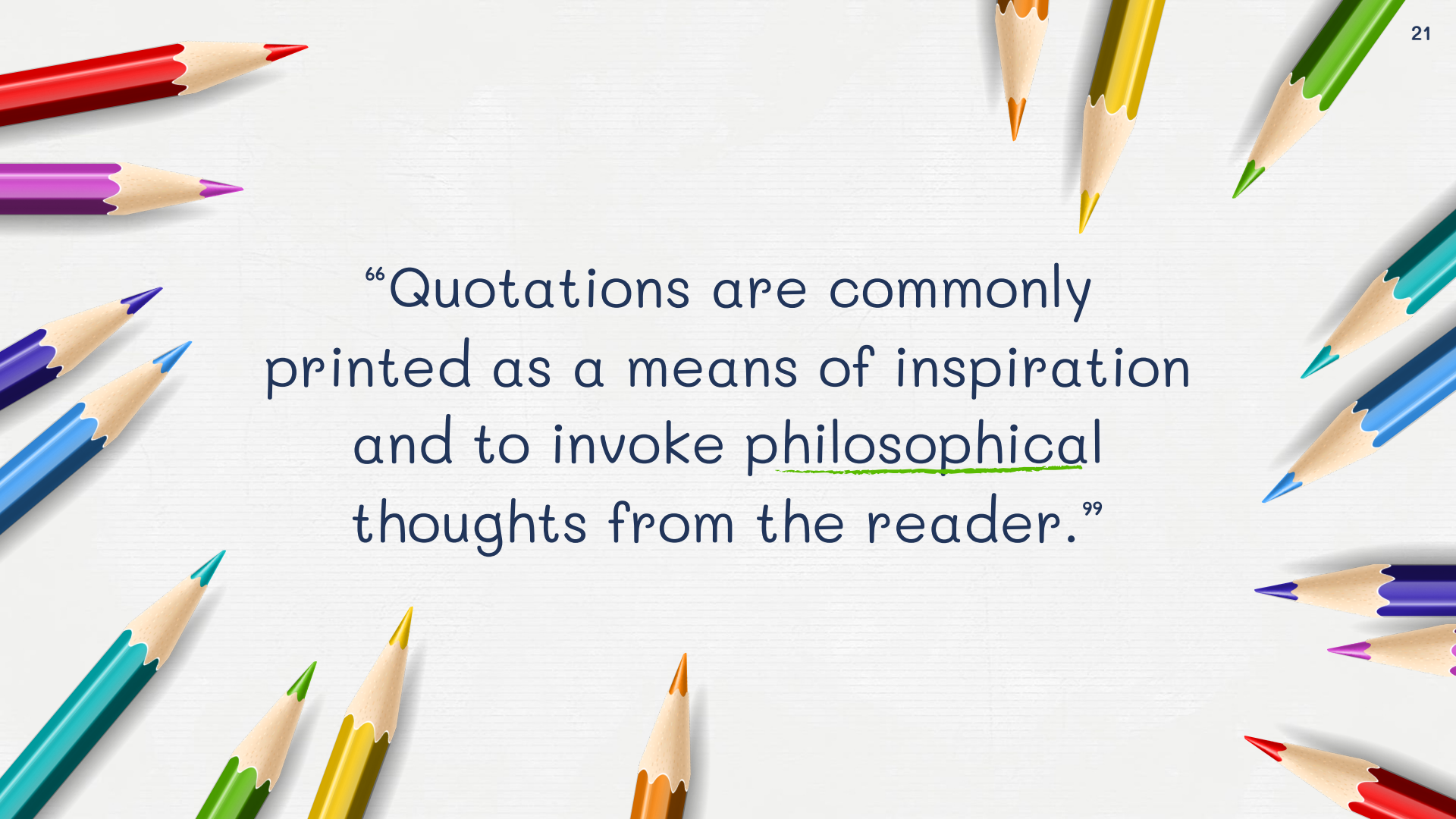
I am here because I love to give presentations.

You can find me at @username

1. Transition headline

Let's start with the first set of slides



A decorative background featuring several sharpened colored pencils in various colors (red, purple, blue, teal, green, yellow, orange) arranged around the central text. The pencils are scattered across the white background, with some pointing towards the center and others pointing outwards.


⁶⁶Quotations are commonly printed as a means of inspiration and to invoke philosophical thoughts from the reader.⁹⁹

This is a slide title

- x Here you have a list of items
- x And some text
- x But remember not to overload your slides with content

Your audience will listen to you or read the content, but won't do both.





Big concept

Bring the attention of your audience over a key concept using icons or illustrations



You can also split your content

White

Is the color of milk and fresh snow, the color produced by the combination of all the colors of the visible spectrum.

Black

Is the color of ebony and of outer space. It has been the symbolic color of elegance, solemnity and authority.



In two or three columns

Yellow

Is the color of gold, butter and ripe lemons. In the spectrum of visible light, yellow is found between green and orange.

Blue

Is the colour of the clear sky and the deep sea. It is located between violet and green on the optical spectrum.

Red

Is the color of blood, and because of this it has historically been associated with sacrifice, danger and courage.



A picture is worth a thousand words

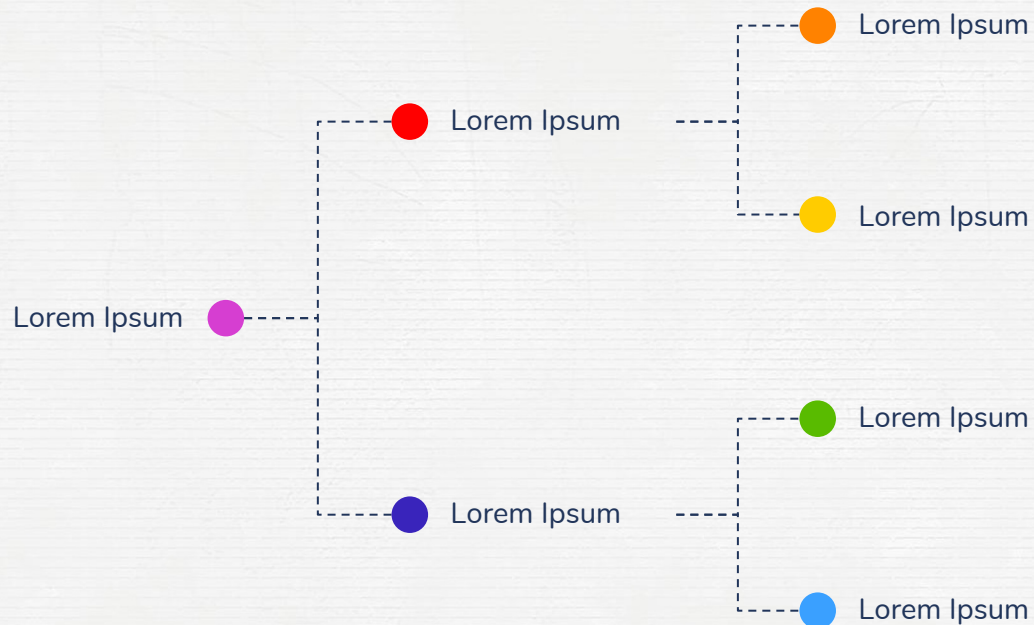
A complex idea can be conveyed with just a single still image, namely making it possible to absorb large amounts of data quickly.



Want big impact?
Use big image.



Use diagrams to explain your ideas



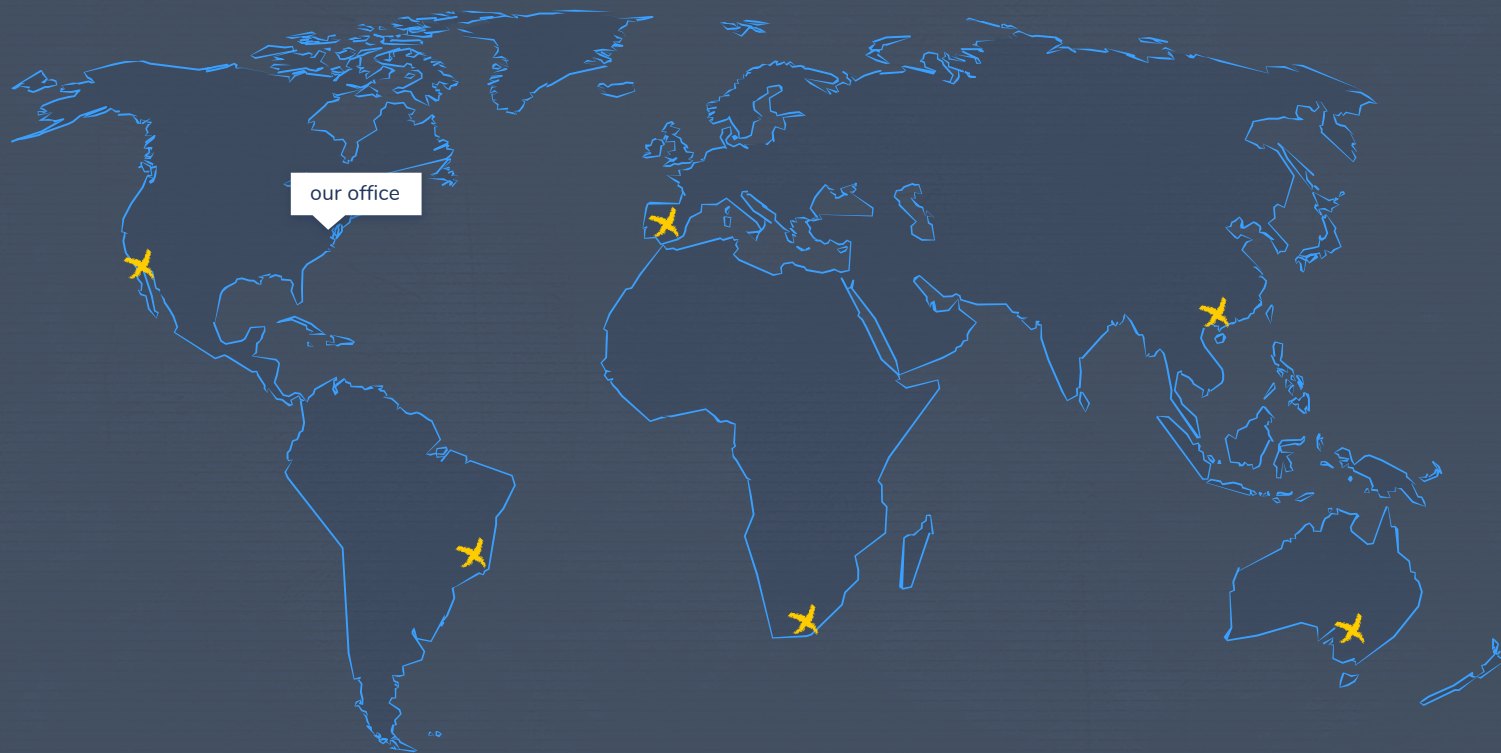
And tables to compare data

	A	B	C
Yellow	10	20	7
Blue	30	15	10
Orange	5	24	16





Maps



Find more maps at [slidescarnival.com/extra-free-resources-icons-and-maps](https://www.slidescarnival.com/extra-free-resources-icons-and-maps)



89,526,124

Whoa! That's a big number, aren't you proud?



89,526,124\$

That's a lot of money

185,244 users

And a lot of users

100%

Total success!

Our process is easy

1

Vestibulum congue tempus

Lorem ipsum dolor sit amet, consectetur adipiscing elit, sed do eiusmod tempor. Donec facilisis lacus eget mauris.

2

Vestibulum congue tempus

Lorem ipsum dolor sit amet, consectetur adipiscing elit, sed do eiusmod tempor. Donec facilisis lacus eget mauris.

3

Vestibulum congue tempus

Lorem ipsum dolor sit amet, consectetur adipiscing elit, sed do eiusmod tempor. Donec facilisis lacus eget mauris.



Let's review some concepts

Yellow

Is the color of gold, butter and ripe lemons. In the spectrum of visible light, yellow is found between green and orange.

Blue

Is the colour of the clear sky and the deep sea. It is located between violet and green on the optical spectrum.

Red

Is the color of blood, and because of this it has historically been associated with sacrifice, danger and courage.

Yellow

Is the color of gold, butter and ripe lemons. In the spectrum of visible light, yellow is found between green and orange.

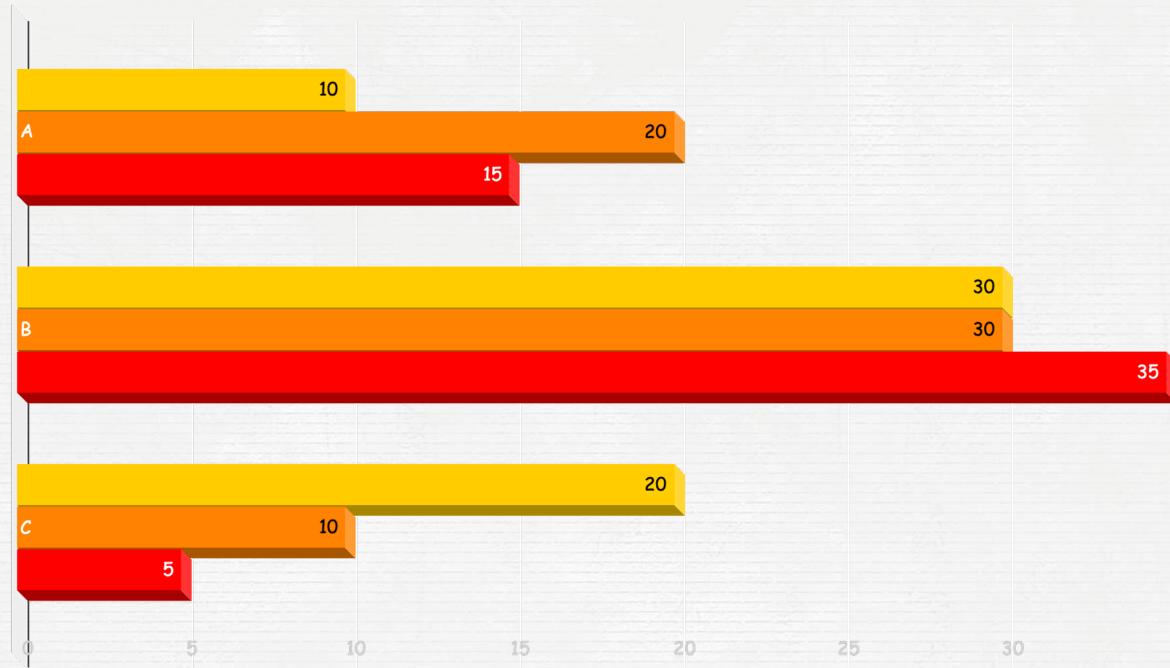
Blue

Is the colour of the clear sky and the deep sea. It is located between violet and green on the optical spectrum.

Red

Is the color of blood, and because of this it has historically been associated with sacrifice, danger and courage.





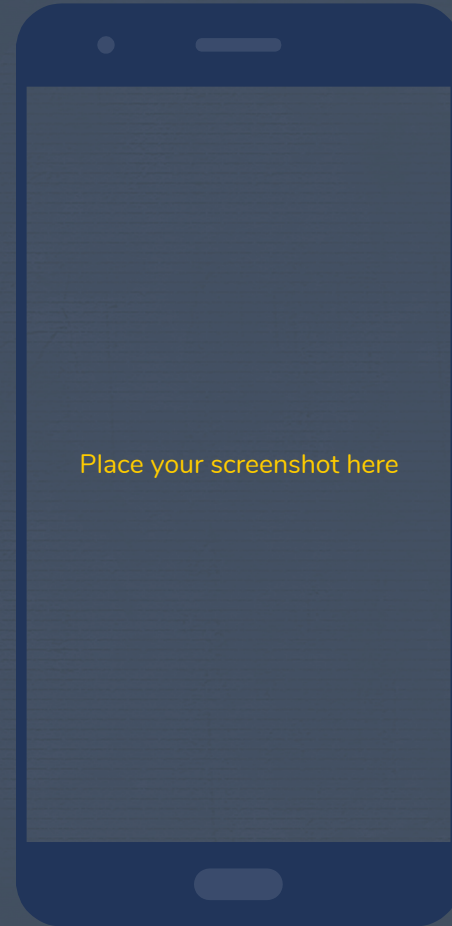
You can insert graphs from [Google Sheets](#)






Mobile project

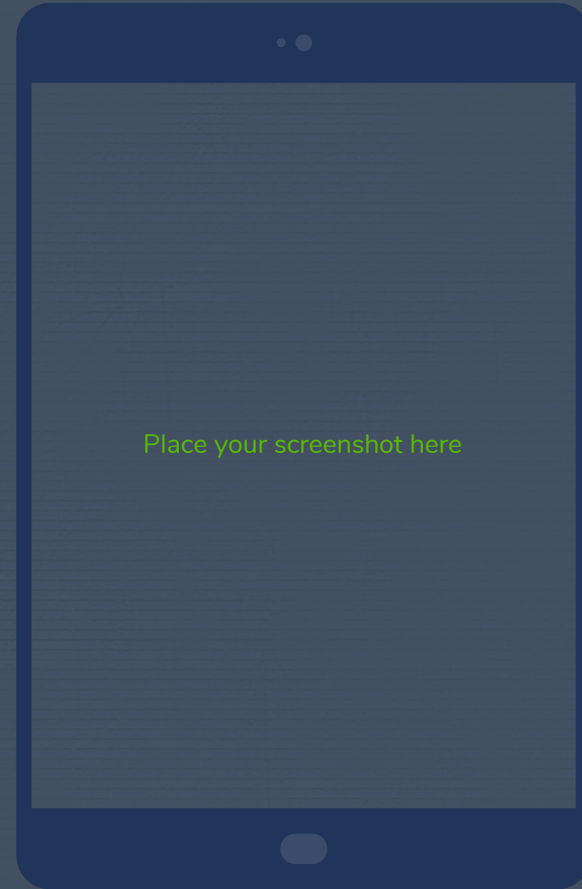
Show and explain your web, app or software projects using these gadget templates.





Tablet project

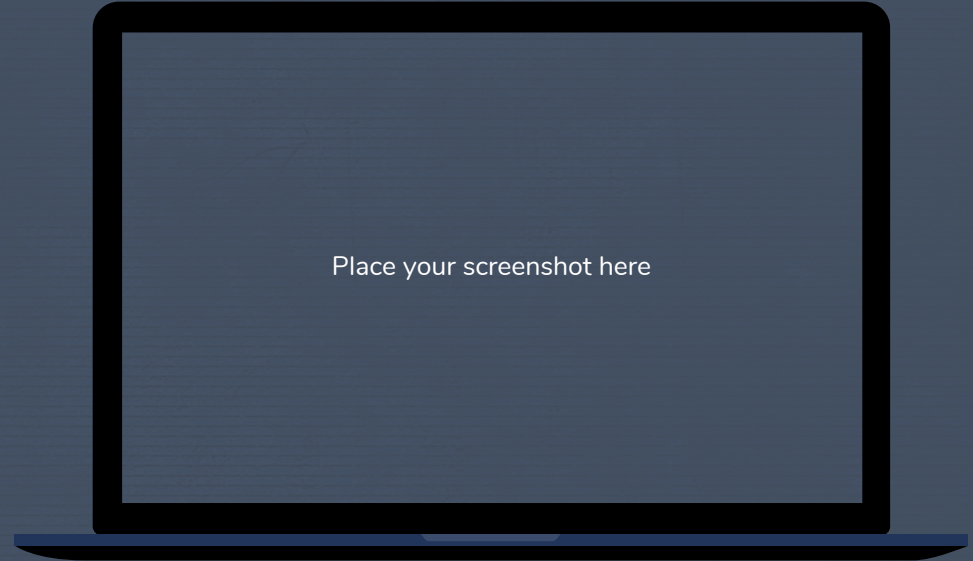
Show and explain your web, app or software projects using these gadget templates.





Desktop project

Show and explain your web, app or software projects using these gadget templates.





Thanks!

Any questions?

You can find me at:

@username

user@mail.me

Credits

Special thanks to all the people who made and released these awesome resources for free:

- ✗ Presentation template by [SlidesCarnival](#)
- ✗ Photographs by [Unsplash](#)



Presentation design

This presentation uses the following typographies:

- X Titles: Mali
- X Body copy: Nunito

Download for free at:

<https://fontstorage.com/font/cadson-demak/mali>

<https://www.fontsquirrel.com/fonts/nunito>

You don't need to keep this slide in your presentation. It's only here to serve you as a design guide if you need to create new slides or download the fonts to edit the presentation in PowerPoint®



Extra resources






SlidesCarnival icons are editable shapes.

This means that you can:

- ✗ Resize them without losing quality.
- ✗ Change fill color and opacity.
- ✗ Change line color, width and style.

Isn't that nice? :)

Examples:



Find more icons at slidescarnival.com/extra-free-resources-icons-and-maps

Diagrams and infographics






You can also use any emoji as an icon!
And of course it resizes without losing quality.

How? Follow Google instructions

<https://twitter.com/googledocs/status/730087240156643328>





Free templates for all your presentation needs



For PowerPoint and
Google Slides



100% free for personal
or commercial use



Ready to use,
professional and
customizable



Blow your audience
away with attractive
visuals