


Fall 2022

STAR and NYSED

Math Assessment Data 3-  
8





## Percentile Rank (PR):

A norm-referenced achievement score from 1-99 that provides a measure of a student's ability compared to other students in the same grade nationally.

*These slides show the % of students achieving at or above the 40th percentile during the fall 2022 assessment window.*





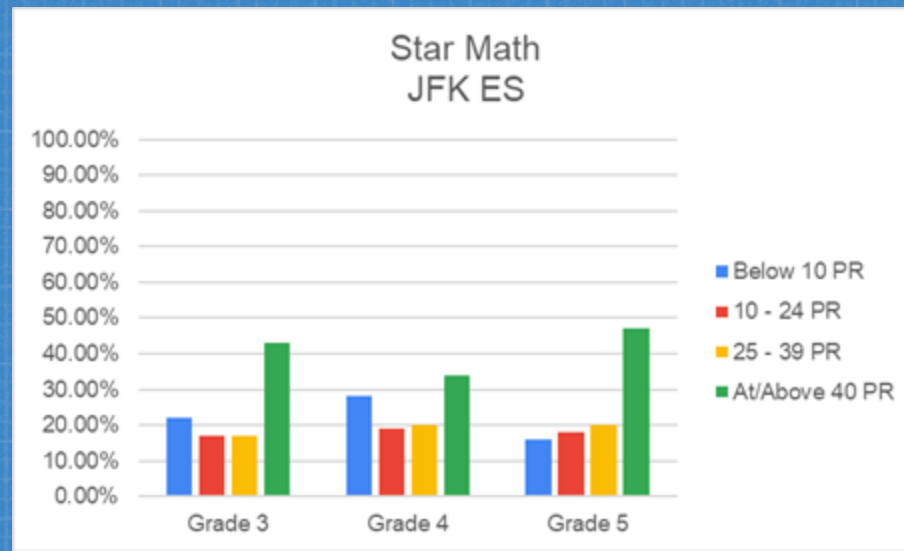
2

STAR Assessments

RENAISSANCE®

Math Grades 3-8



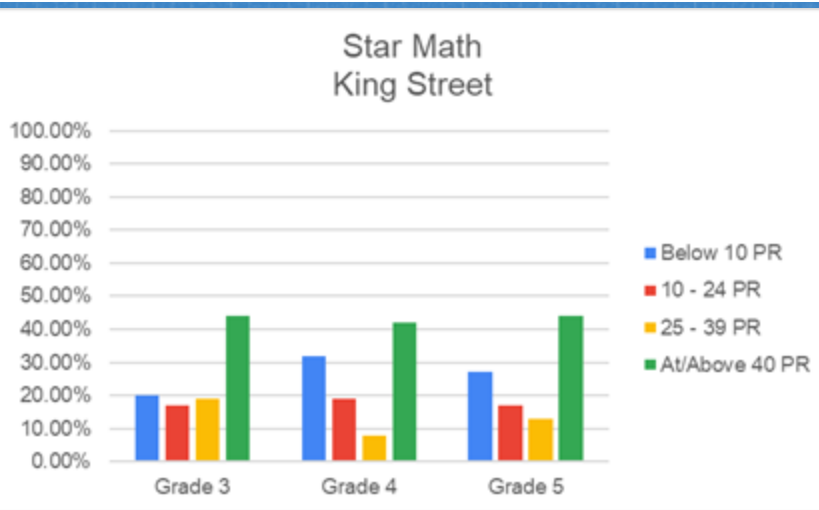


**At or above 40% - JFK**

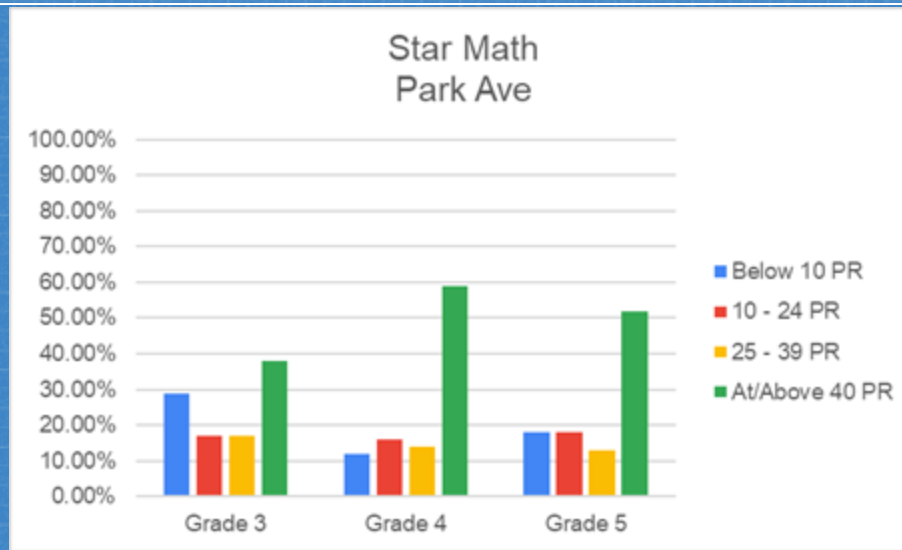
	Math
Gr. 3	43%
Gr. 4	34%
Gr. 5	47%



At or above 40% - King St.



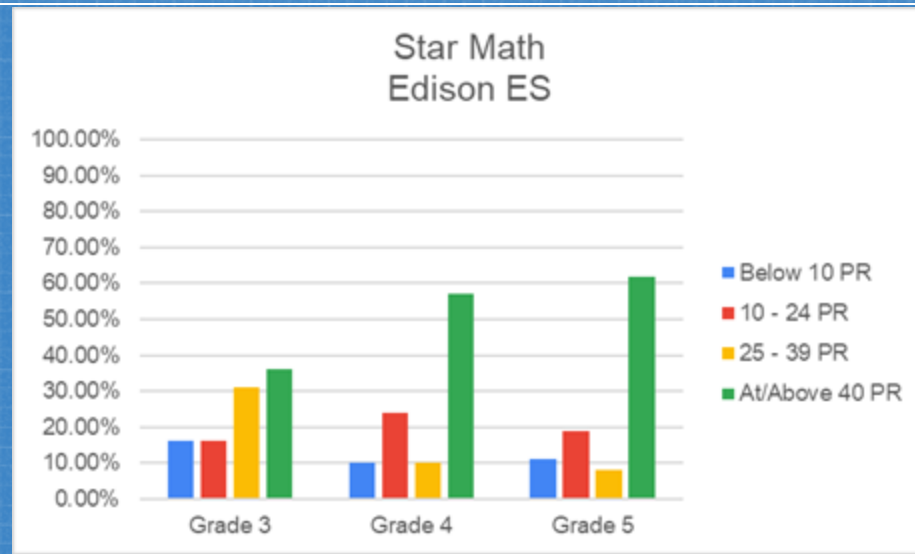
	Math
Gr. 3	44%
Gr. 4	42%
Gr. 5	44%



At or above 40% - Park Ave.

	Math
Gr. 3	38%
Gr. 4	59%
Gr. 5	52%

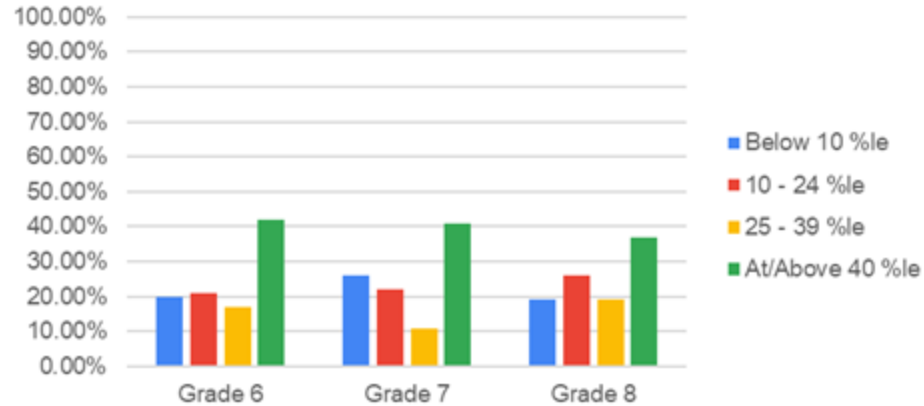




**At or above 40% - Edison**

	Math
<b>Gr. 3</b>	<b>36%</b>
<b>Gr. 4</b>	<b>57%</b>
<b>Gr. 5</b>	<b>62%</b>

## STAR Math (English) Port Chester MS



At or above 40% - PCMS

	Math
Gr. 6	42%
Gr. 7	41%
Gr. 8	37%



3



New York State  
EDUCATION DEPARTMENT  
Knowledge > Skill > Opportunity

# NYS Assessments Grades 3-8 Math

# JFK - NYS Math Assessments

	<b>Math Grades 3-5 - ALL Students</b> <i>% proficient or above - score of 3 or 4</i>		
<b>Year:</b>	<b>Gr. 3</b>	<b>Gr. 4</b>	<b>Gr. 5</b>
<b>21-22</b>	<b>34%</b>	<b>28%</b>	<b>7%</b>
<b>20-21</b>	<b>NA</b>	<b>NA</b>	<b>NA</b>
<b>19-20</b>			
<b>18-19</b>	<b>39%</b>	<b>32%</b>	<b>29%</b>
<b>17-18</b>	<b>33%</b>	<b>22%</b>	<b>35%</b>
<b>16-17</b>	<b>35%</b>	<b>27%</b>	<b>46%</b>



# King St. - NYS Math Assessments

	<b>Math Grades 3-5 - ALL Students</b> <i>% proficient or above - score of 3 or 4</i>		
<b>Year:</b>	<b>Gr. 3</b>	<b>Gr. 4</b>	<b>Gr. 5</b>
<b>21-22</b>	<b>38%</b>	<b>25%</b>	<b>23%</b>
<b>20-21</b>	<b>NA</b>	<b>NA</b>	<b>NA</b>
<b>19-20</b>			
<b>18-19</b>	<b>29%</b>	<b>41%</b>	<b>28%</b>
<b>17-18</b>	<b>34%</b>	<b>38%</b>	<b>31%</b>
<b>16-17</b>	<b>24%</b>	<b>35%</b>	<b>36%</b>

# Park Ave. - NYS Math Assessments

	<b>Math Grades 3-5 - ALL Students</b> <i>% proficient or above - score of 3 or 4</i>		
<b>Year:</b>	<b>Gr. 3</b>	<b>Gr. 4</b>	<b>Gr. 5</b>
<b>21-22</b>	<b>51%</b>	<b>40%</b>	<b>27%</b>
<b>20-21</b>	<b>NA</b>	<b>NA</b>	<b>NA</b>
<b>19-20</b>			
<b>18-19</b>	<b>57%</b>	<b>42%</b>	<b>18%</b>
<b>17-18</b>	<b>45%</b>	<b>35%</b>	<b>36%</b>
<b>16-17</b>	<b>38%</b>	<b>35%</b>	<b>45%</b>



# Edison - NYS Math Assessments

	<b>Math Grades 3-5 - ALL Students</b> <i>% proficient or above - score of 3 or 4</i>		
	<b>Gr. 3</b>	<b>Gr. 4</b>	<b>Gr. 5</b>
<b>21-22</b>	<b>31%</b>	<b>31%</b>	<b>43%</b>
<b>20-21</b>	<b>NA</b>	<b>NA</b>	<b>NA</b>
<b>19-20</b>			
<b>18-19</b>	<b>53%</b>	<b>25%</b>	<b>46%</b>
<b>17-18</b>	<b>49%</b>	<b>44%</b>	<b>36%</b>
<b>16-17</b>	<b>50%</b>	<b>31%</b>	<b>33%</b>

# PCMS - NYS Math Assessments

<b>Math Grades 6-8 - ALL Students</b> <i>% proficient or above - score of 3 or 4</i>			
<b>Year:</b>	<b>Gr. 6</b>	<b>Gr. 7</b>	<b>Gr. 8</b>
<b>21-22</b>	<b>25%</b>	<b>17%</b>	<b>9%</b>
<b>20-21</b>	<b>NA</b>	<b>NA</b>	<b>NA</b>
<b>19-20</b>			
<b>18-19</b>	<b>30%</b>	<b>27%</b>	<b>14%</b>
<b>17-18</b>	<b>36%</b>	<b>19%</b>	<b>12%</b>
<b>16-17</b>	<b>20%</b>	<b>15%</b>	<b>8%</b>