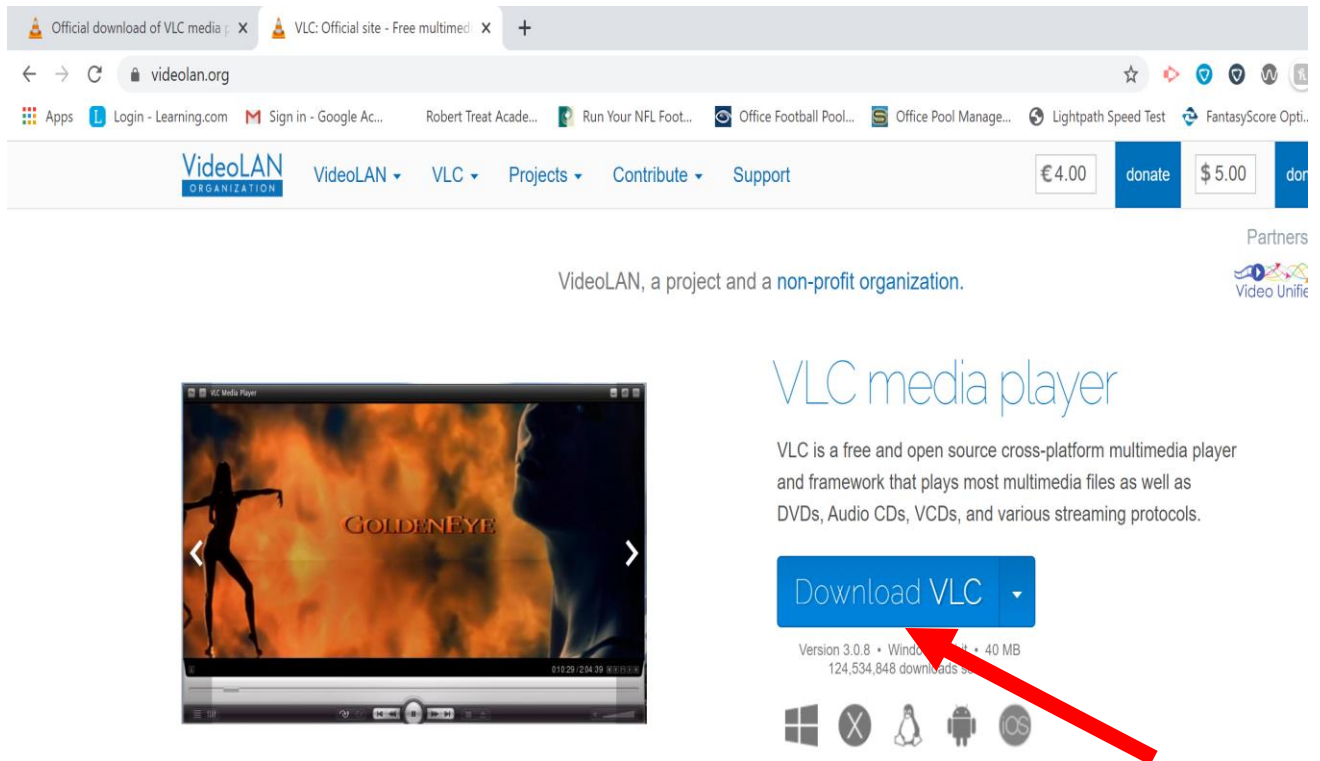
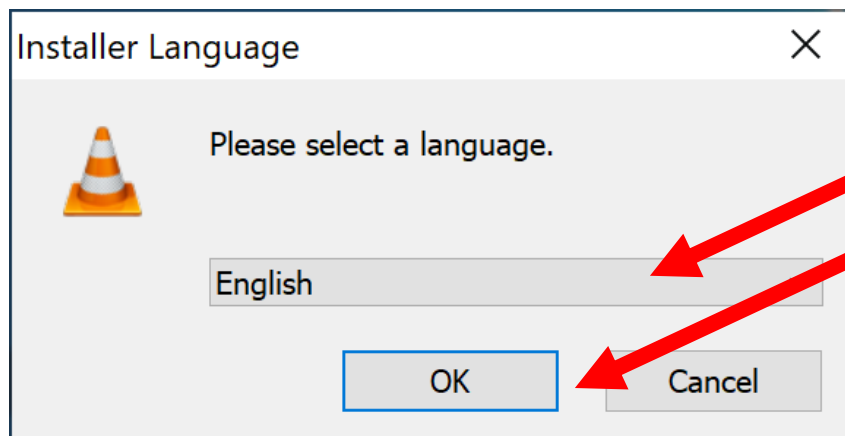
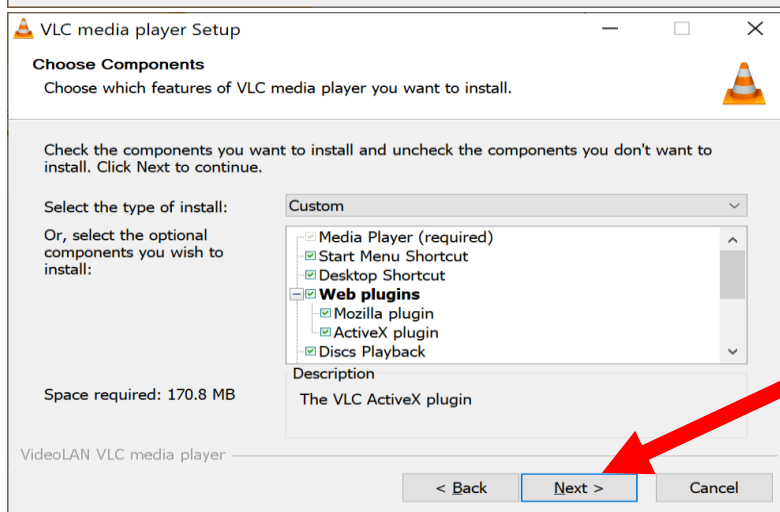
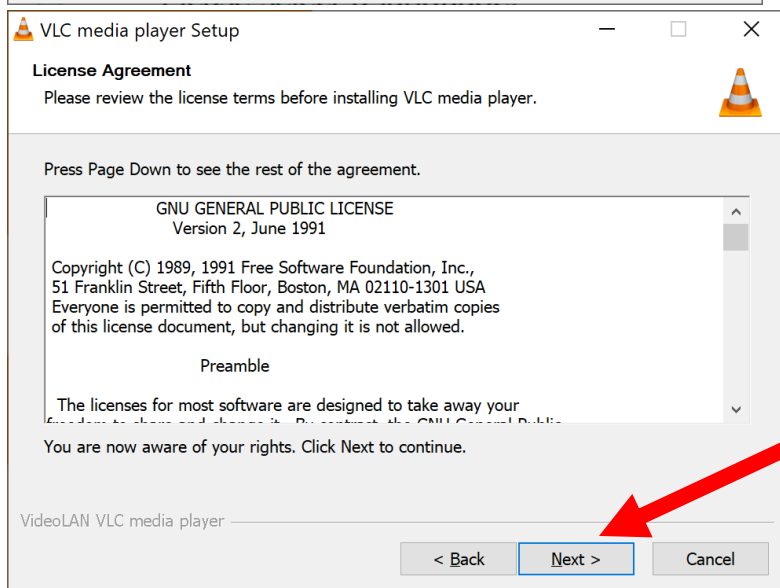
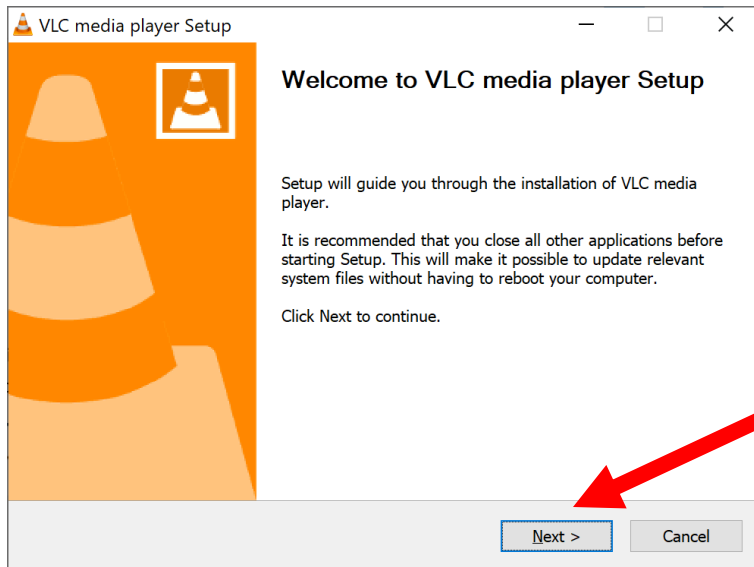


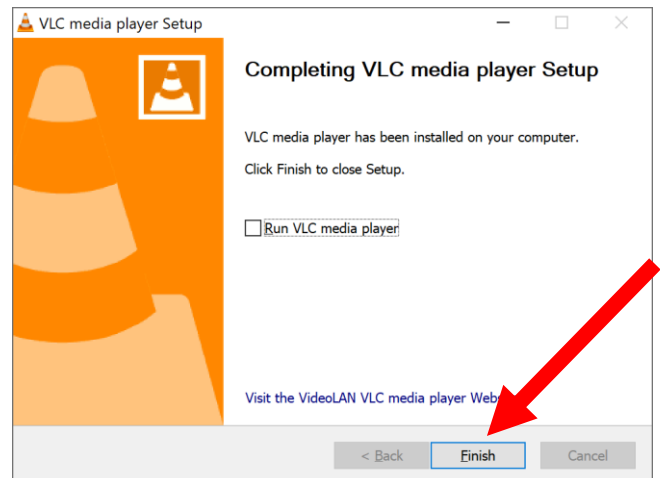
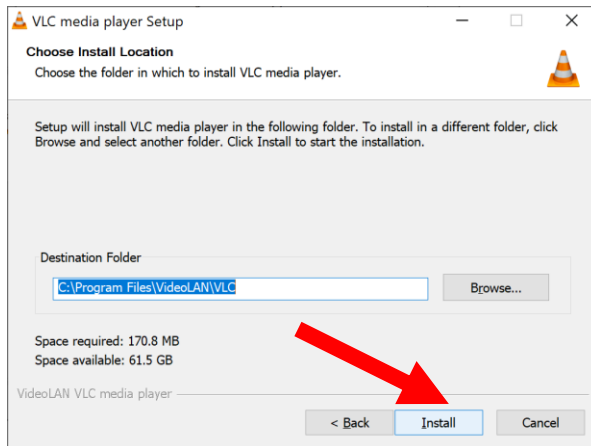
In order to view the pre-recorded instructional videos (K-4th Grades) or the post-recorded Distance Learning Live Streams (5th – 8th Grades) you may need to download a video player on your devices. We highly recommended the free media player VLC. You may download the program at <https://www.videolan.org/>



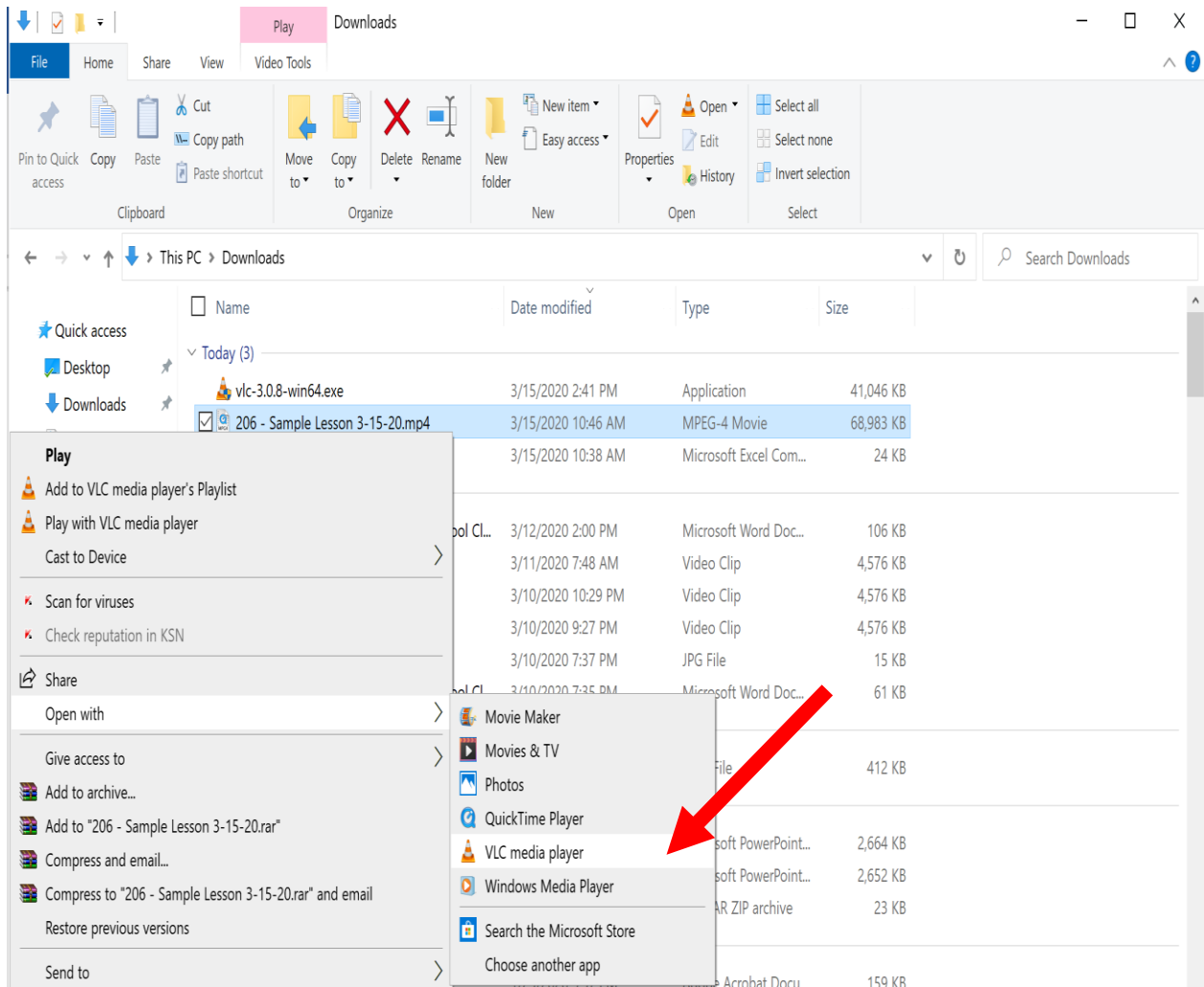
1. To Install on a Windows computer, click on the “Download VLC” Button to download the installation file. Once the file is downloaded, you will need to install it next.
2. Select your language and press ok, and keep pressing next for the following screens



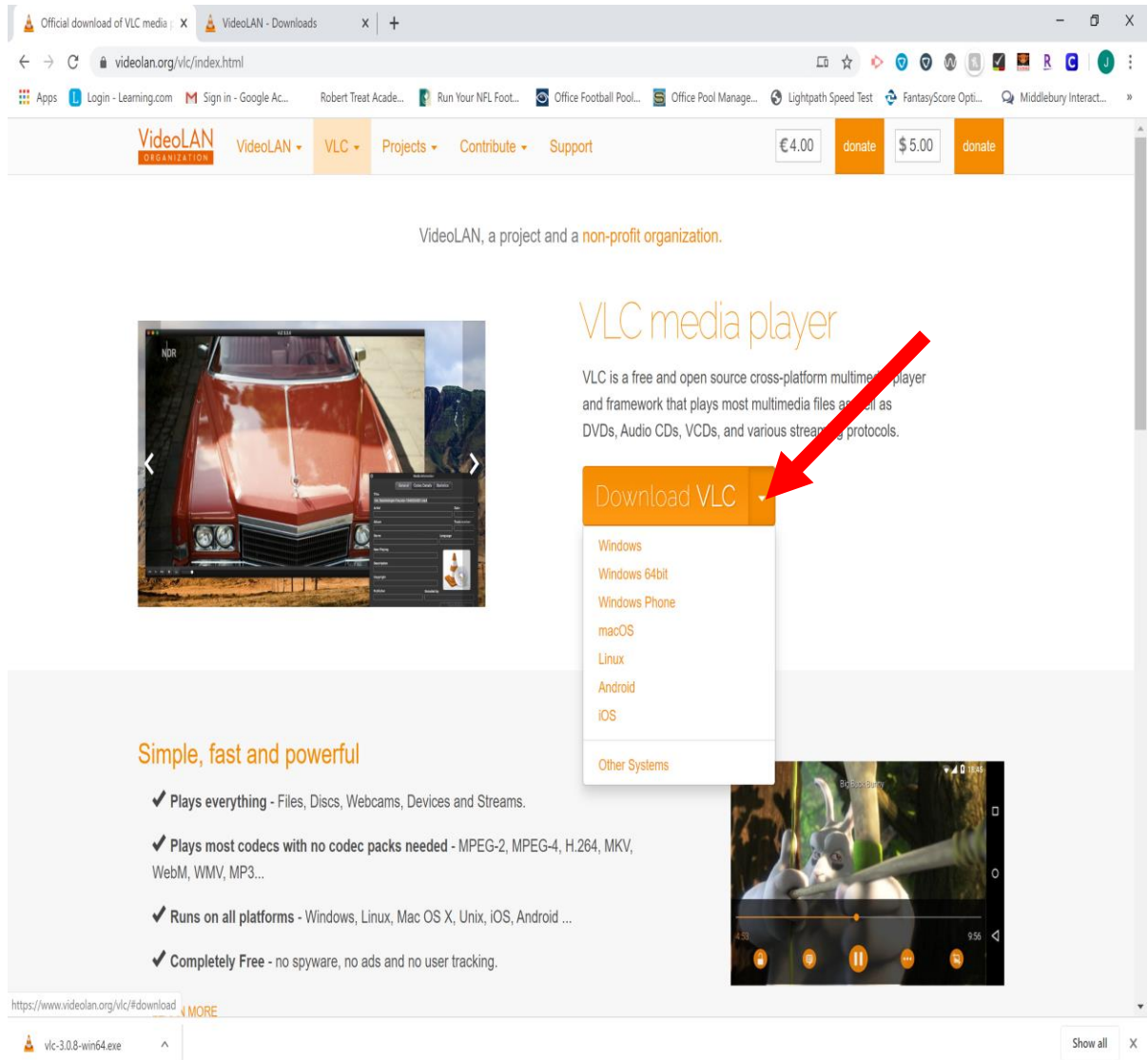




3. Once VLC is installed, to open the downloaded video, right click on the video and choose open with, select VLC media player.



4. If you are using a Mac or other operating system other than Windows Click on the down arrow and select the right download for your system. VLC is available for Windows, Mac, Linux, Android and IOS, and the install process for each is very similar to the guide above. If you are using a smart phone or tablet, you can download the app on the Google Play store, or the Apple store. All versions are free, and all RTA issued 5th – 8th Chromebooks have been pre-installed.



The screenshot shows the official VLC media player website. At the top, there's a navigation bar with links like 'VideoLAN', 'VLC', 'Projects', 'Contribute', and 'Support'. Below this, a banner reads 'VideoLAN, a project and a non-profit organization.' The main content area features a large image of a red car on the left and the 'VLC media player' title on the right. A red arrow points to the 'Download VLC' button, which has opened a dropdown menu listing operating systems: Windows, Windows 64bit, Windows Phone, macOS, Linux, Android, iOS, and Other Systems. Below the menu, a section titled 'Simple, fast and powerful' lists features: 'Plays everything', 'Plays most codecs with no codec packs needed', 'Runs on all platforms', and 'Completely Free'. At the bottom, a video player shows a scene from 'The Lion King'.

Official download of VLC media | x VideoLAN - Downloads x +

videolan.org/vlc/index.html

Apps Login - Learning.com Sign in - Google Ac... Robert Treat Acade... Run Your NFL Foot... Office Football Pool... Office Pool Manage... Lightpath Speed Test FantasyScore Opti... Middlebury Interact...

VideoLAN ORGANIZATION VideoLAN VLC Projects Contribute Support €4.00 donate \$5.00 donate

VideoLAN, a project and a non-profit organization.

VLC media player

VLC is a free and open source cross-platform multimedia player and framework that plays most multimedia files as well as DVDs, Audio CDs, VCDs, and various streaming protocols.

Download VLC

- Windows
- Windows 64bit
- Windows Phone
- macOS
- Linux
- Android
- iOS
- Other Systems

Simple, fast and powerful

- ✓ Plays everything - Files, Discs, Webcams, Devices and Streams.
- ✓ Plays most codecs with no codec packs needed - MPEG-2, MPEG-4, H.264, MKV, WebM, WMV, MP3...
- ✓ Runs on all platforms - Windows, Linux, Mac OS X, Unix, iOS, Android ...
- ✓ Completely Free - no spyware, no ads and no user tracking.

https://www.videolan.org/vlc/#download MORE

vlc-3.0.8-win64.exe

Show all X