



Positive Behavior Interventions and Supports PBIS on the Bus

Training Norms

Expectations	Training
Be Responsible	<ul style="list-style-type: none">• Take care of your needs• Ask questions• Be positive
Be Respectful	<ul style="list-style-type: none">• Turn off cell-phone• Positively contribute when possible• Talk with your neighbors only during breaks• Be kind and respectful to others in the room
Be Prepared	<ul style="list-style-type: none">• Jot down important ideas

Does it seem like there are more of these kids?

1. More kids who don't have authority figures in their lives
2. More kids likely to be defiant of adult authority figures
3. More kids with risky behaviors
4. More kids who don't have firm limits at home
5. More kids who are running the show in their home

I am not the
All Knowing OZ
of behavior
problems



You are a teacher.
Possibly a student's first
teacher of the day.



Why have this training?

Learning Goals

- ▷ Foster a supportive school bus climate
- ▷ Discover the power of positive relationships
- ▷ Identify and respect student needs/diversities
- ▷ Recognize strategies for setting beneficial limits and rules
- ▷ Practice ensuring data is accurate, usable and true

Retirement Party

Pretend it is your retirement party, and the room is full of friends and colleagues there to celebrate your career and wish you well in retirement. Three students who you transported over the years have returned to share in the celebration. Each one stands and shares one thing that they remember and appreciate about you as a driver. What would you like those three things to be?

A teacher
AFFECTS
ETERNITY
and one can never
tell where their
INFLUENCE
stops. *-henry adams*

How does a great bus driver...

foster a supportive school bus climate?
identify and respect student needs?
identify and respect student diversities?

Great Bus Drivers Notice

- ▷ Feels very sad, hopeless or irritable
- ▷ Feels overly anxious or worried
- ▷ Is scared and fearful
- ▷ Uses alcohol or drugs
- ▷ Avoids people; wants to be alone all of the time
- ▷ Talks about suicide or death
- ▷ Damages property
- ▷ Loses interest in friends or things usually enjoyed
- ▷ Can't concentrate, sit still, or focus attention
- ▷ Hurts other people or animals
- ▷ Has major changes in eating or sleeping habits
- ▷ Is excessively angry

Great Bus Drivers Realize and Respect

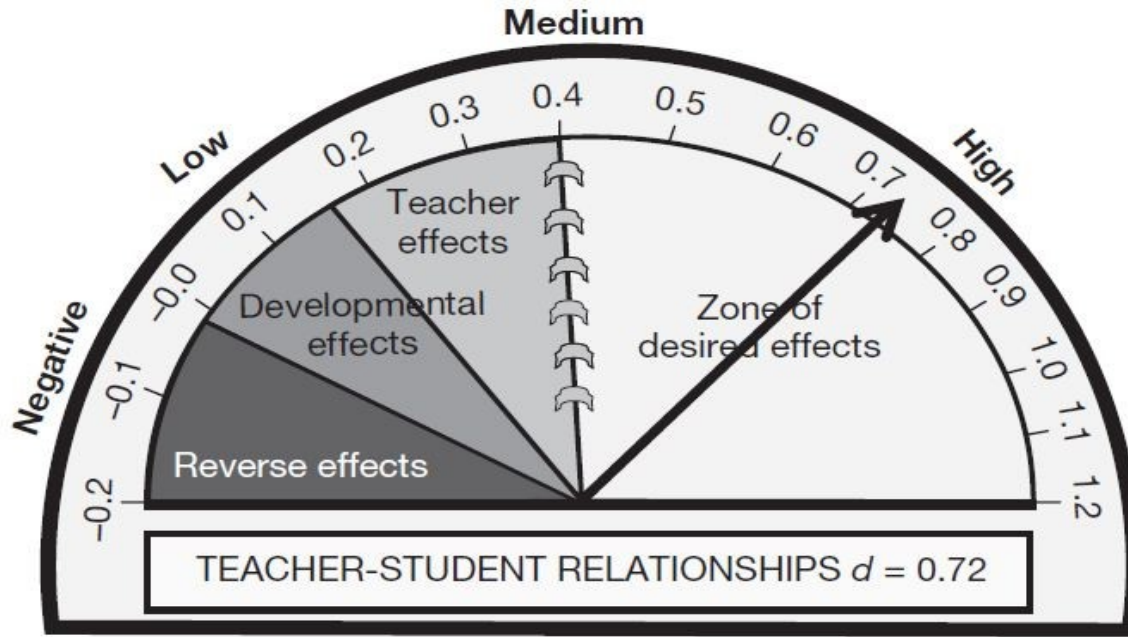
- ▷ Some students have reduced language skills
- ▷ Some students come from a diverse ethnic background
- ▷ Some students basic needs are not being met (physiological, safety, love & belonging, esteem, self-actualization)
- ▷ Some students are from varied family structures
- ▷ Some students have a disability

Great drivers

- ▷ Pay attention to warning signs, seek help
- ▷ Discover the power of positive relationships
- ▷ Are a role model
- ▷ Recognize that mental health is part of a child's overall health
- ▷ Celebrate their student's accomplishments
- ▷ Create an environment for social learning
 - New words
 - New habits
 - New social skills
- ▷ Create a safe and supportive school bus climate
- ▷ Set clear expectations
- ▷ Are empathetic, consistent and fair
- ▷ Manage behavior without entering the cycle of anger
 - Threatening
 - Screaming
 - intimidating



"Positive relationships between teachers and students are among the most commonly cited variables associated with effective instruction ... A weak or negative relationship will mute or even negate the benefits of even the most effective instructional strategies." Robert Marzano



When there is a positive teacher-student relationship, students feel safe and there is a strong bond of trust within the classroom. Students are not afraid to take risks and understand that making errors are all part of the learning process. Students are more likely to feel positive about school and have a greater chance of developing a true love for learning.

Identify an individual that had a positive impact on your life. What was it about that person that caused them to have this impact?

Great Bus Drivers Build Positive Relationships

- ▷ Learn your student's names immediately
- ▷ Schedule “bonding” time
- ▷ Use the information you receive or notice regarding a student
- ▷ Never let other students see you react inappropriately
- ▷ Leave yourself reminders

The 2×10 strategy is simple: spend 2 minutes per day for 10 days in a row talking with an at-risk student about anything she or he wants to talk about.

How does a great bus driver...

set beneficial limits and rules?

Be Safe

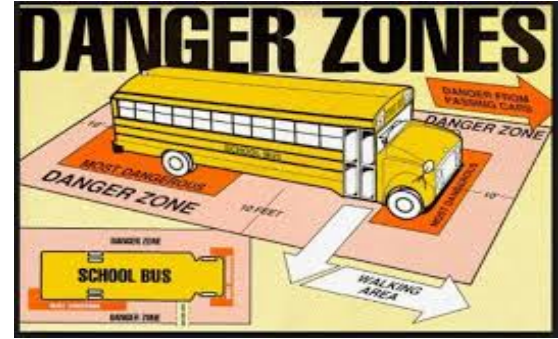
- Sit down and face forward
- Help others when bus is not in motion
- Keep your hands, feet and objects to yourself
- Keep aisles/emergency exits clear





Be Responsible

- Be on time
- Take all your belongings when you leave the bus
- Place trash in the trash can
- Stand in line away from the bus when loading
- When in the hallway, stay in your bus line



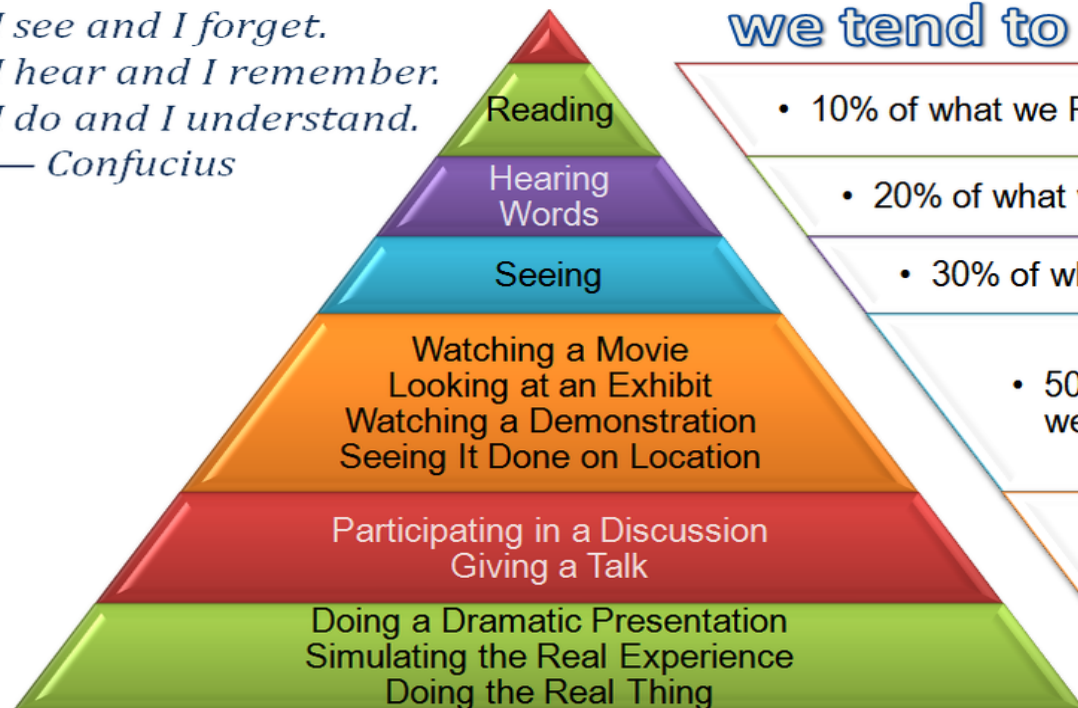
Be Respectful

- Use appropriate voice, tone, volume and language
- No food or drinks
- Follow driver's directions promptly
- Use kind words and actions



The Cone of Learning

*I see and I forget.
I hear and I remember.
I do and I understand.*
— Confucius



After 2 weeks,
we tend to remember ...

• 10% of what we READ

• 20% of what we HEAR

• 30% of what we SEE

• 50% of what
we SEE & HEAR

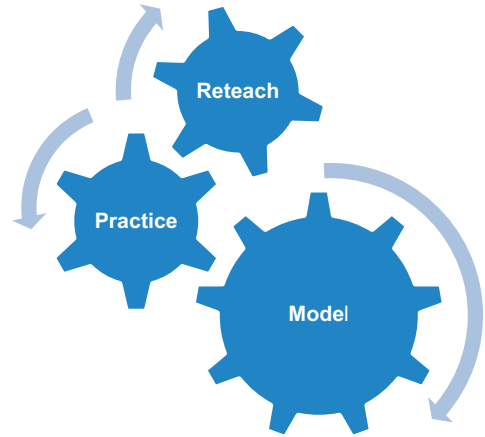
• 70% of what
we SAY

• 90% of what
we SAY & DO

P
a
s
s
i
v
e

A
c
t
i
v
e

Source: Edgar Dale (1969)

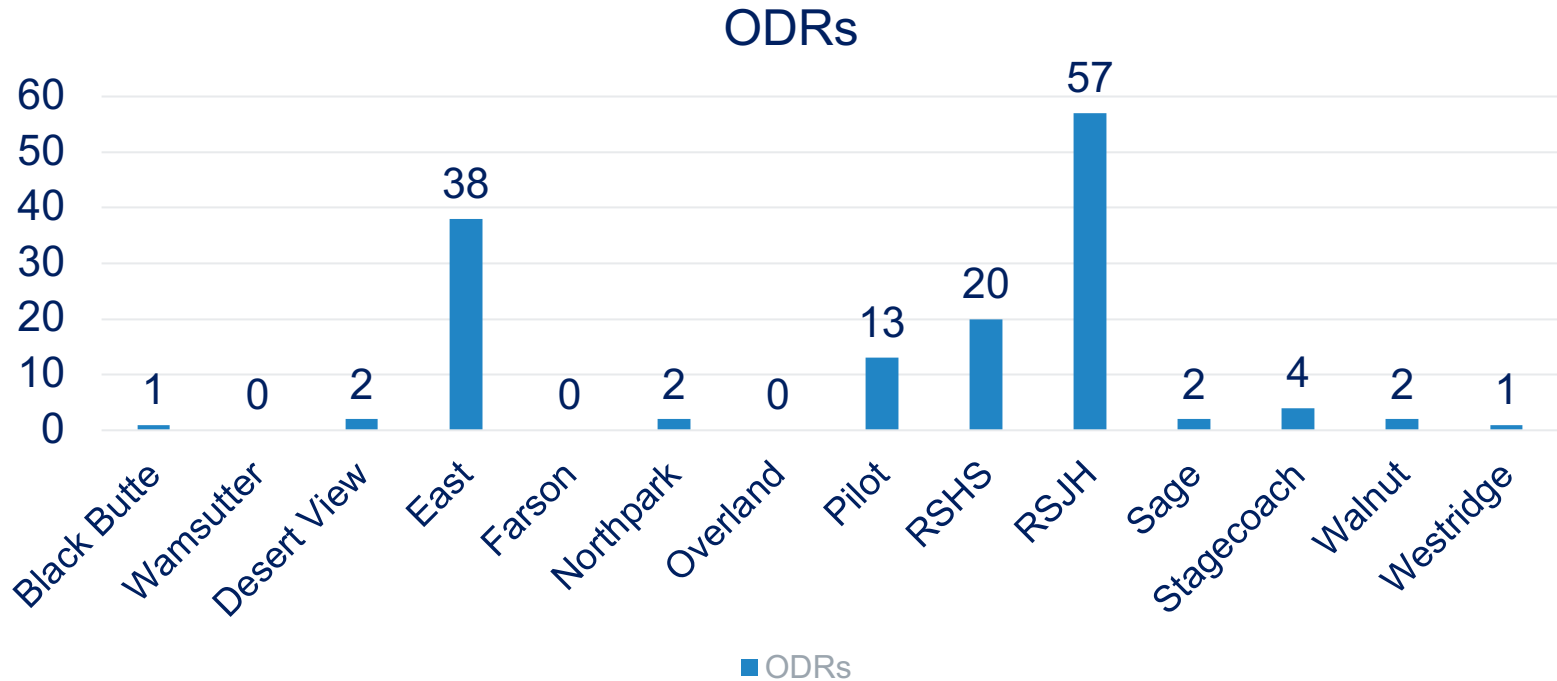


Great bus drivers teach, model,
practice, reteach, model,
practice, reteach, model,
practice...

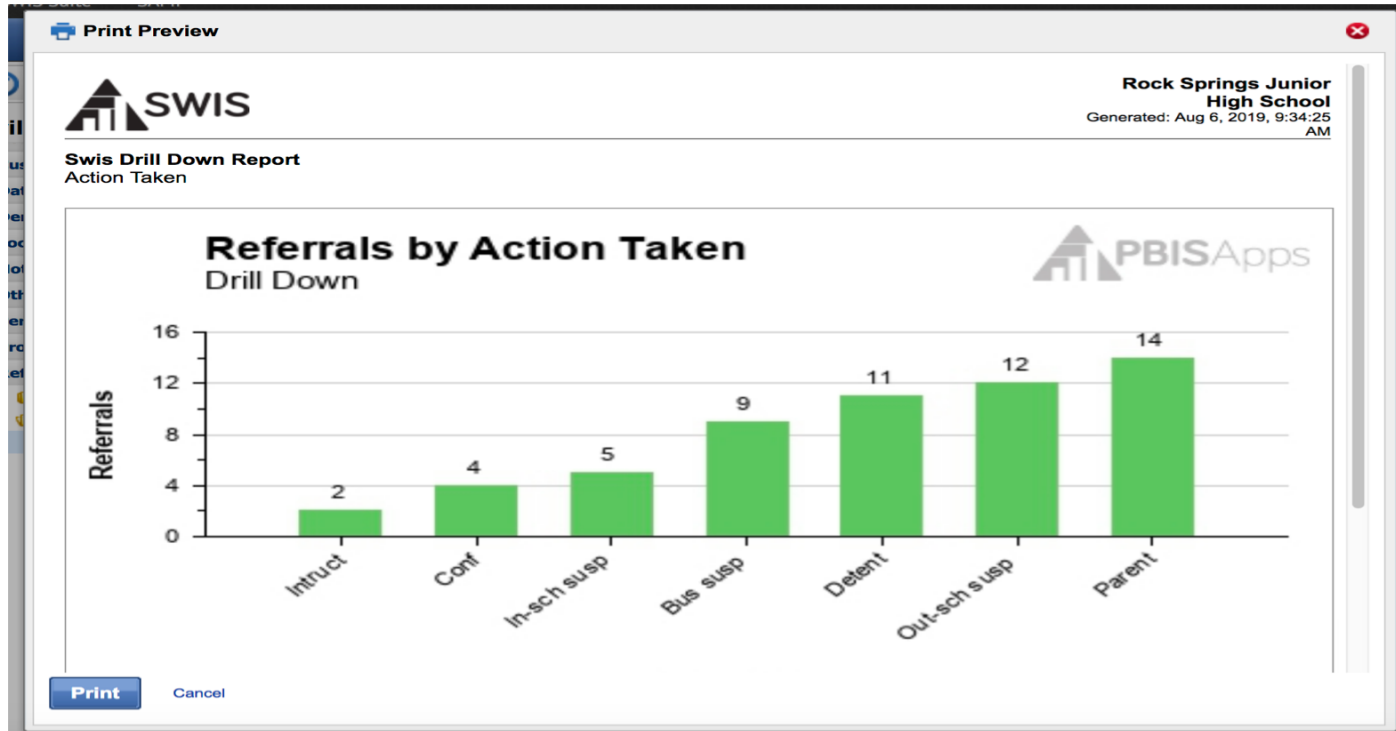
How does a great bus driver...

ensure data is accurate, usable and true?

2018-2019 ODRs on the Bus

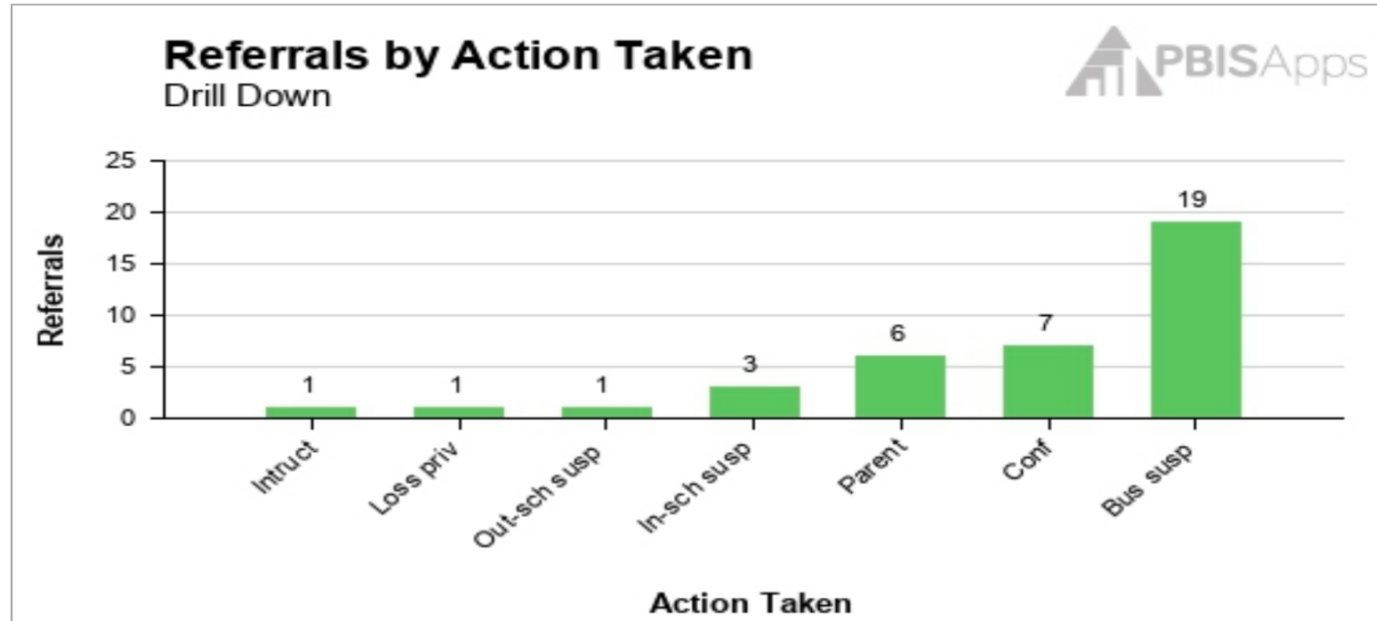


RSJH Actions Taken

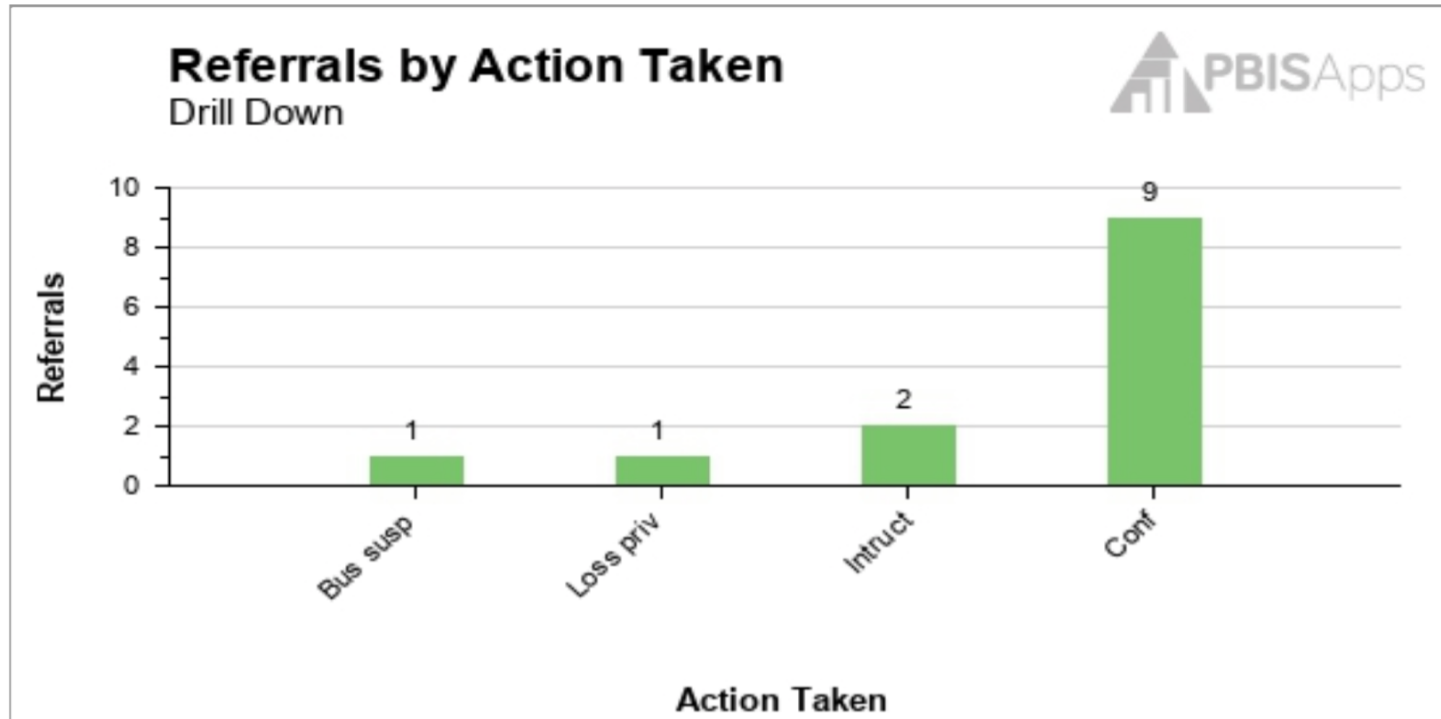


Eastside Actions Taken

Swis Drill Down Report
Action Taken



Pilot Butte Actions Taken



“The data that is used to make decisions has to be right and has to be trusted.”

Minor = Driver/teacher managed

Major = Office managed

Policy JFC

Be Safe

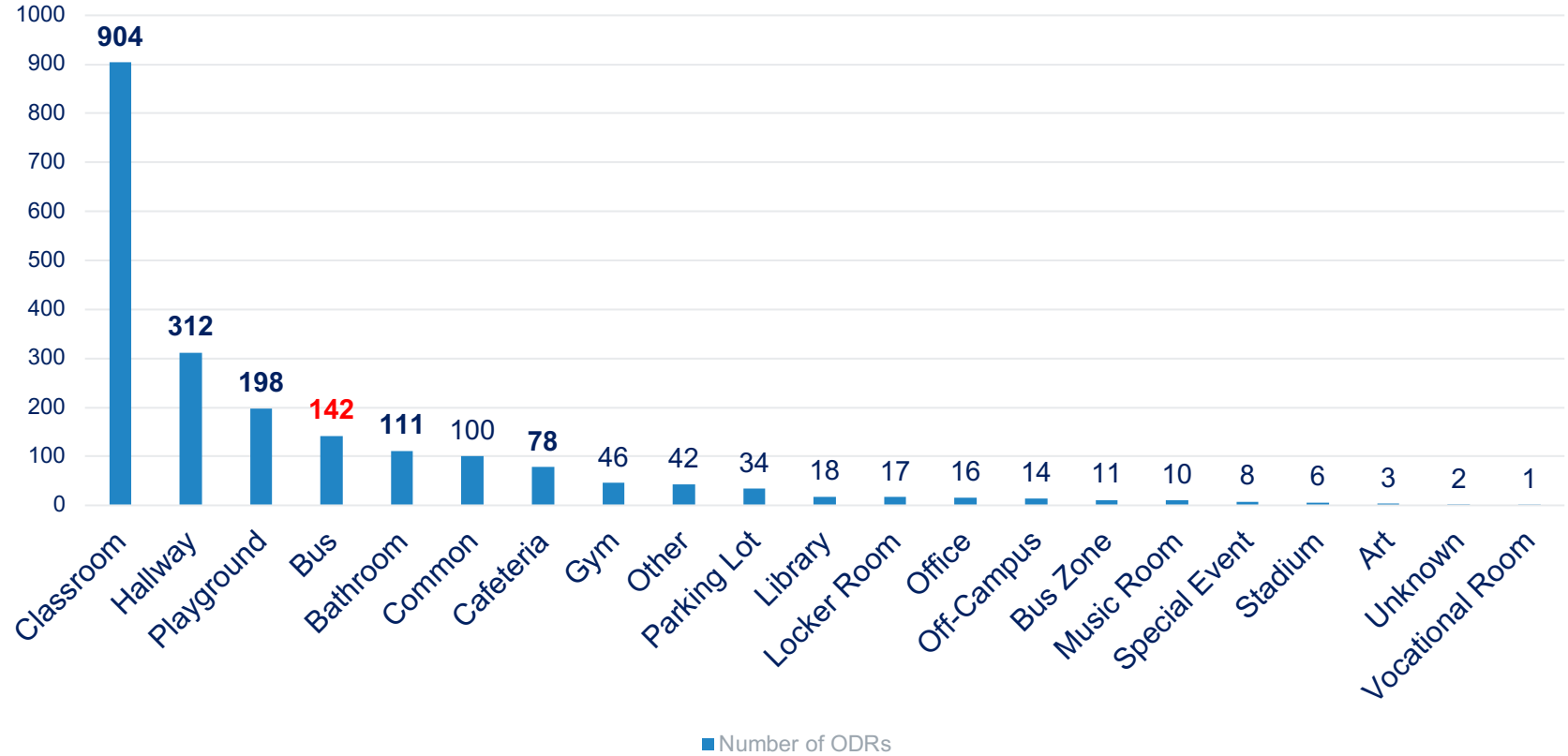
Sit down and face forward

Help others when bus is not in motion

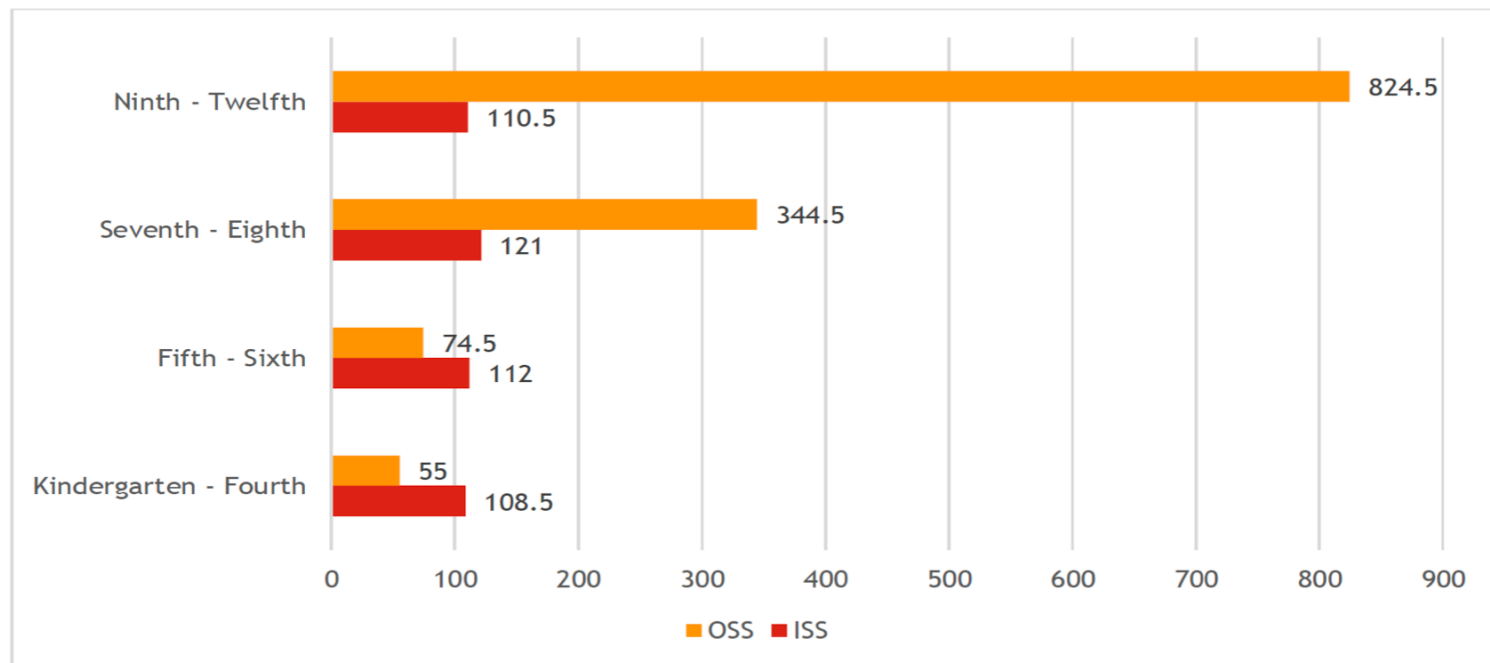
Keep your hands, feet and objects to yourself

Keep aisles/emergency exits clear

Number of ODRs by Location

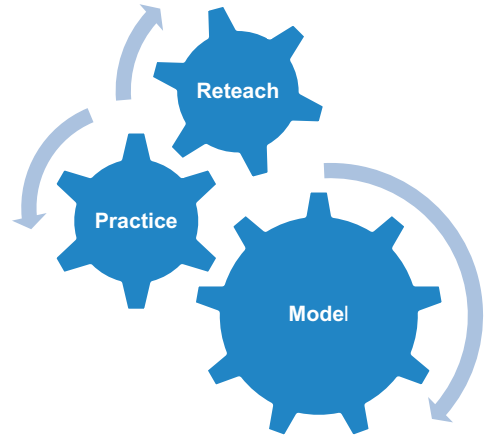


District SWIS data In-School and Out-of-School Suspension Days



Total Days ISS: 452

Total Days OSS: 1298.5



Great bus drivers teach, model,
practice, reteach, model,
practice, reteach, model,
practice...

Be Responsible

Be on time

Take all your belongings when you leave the bus

Place trash in the trash can

Stand in line away from the bus when loading

When in the hallway, stay in your bus line

Be Respectful

Use appropriate voice, tone, volume and language

No food or drinks

Follow driver's directions promptly

Use kind words and actions

Prevention is Key

When inappropriate behaviors occur, assess setting or antecedent events and ask:

- ▷ *Do we have clear expectations?*
- ▷ *Have they been thoroughly taught?*
- ▷ *Are we consistently using strategies to encourage desired behaviors?*

The best defense is always a great offense.

Completing Form JFC

- ▷ Complete for major referrals only
- ▷ Please don't accent in capital letters, underlines, red...
- ▷ Just the facts please
- ▷ Turn it in immediately
- ▷ Complete it when you are composed
- ▷ Use school appropriate language
- ▷ Respect the Family Educational Rights and Privacy Act

Stand up - Hand up - Pair up



- ▷ Stand up and put your hand in the air
- ▷ Move to a selected partner who also has their hand up and stand face to face
- ▷ Share the three things that you wanted your students to remember and appreciate about you as a driver.
- ▷ At the signal, put your hand up in the air and repeat

Sweetwater County School District #1 will nurture a positive learning climate and culture.

- Promote positive behaviors and relationships among students, staff, families and the community.
 - Ensure schools are safe and secure.
- Proactively support physical, mental and emotional health.



Questions