

Spring 2022 STAR ASSESSMENT DATA READING IN GRADES 3-8



AMERICAN READING COMPANY



UNDERSTANDING A SCORE

- **Percentile Rank (PR):** A norm-referenced achievement score from 1-99 that provides a measure of a student's reading ability compared to other students in the same grade nationally.

These slides show the percentile of students who were at or above benchmark during the fall and the spring 2022 assessments.

- **Student Growth Percentile (SGP):** A norm-referenced growth score from 1-99; it compares a student's growth between two assessment periods to that of his/her academic peers nationally.

These slides show the SGP between the fall and the spring 2022 Reading assessments.





How can we understand Student Growth Percentile? (SGP)

Greater growth - 66th and above SGP

Typical growth - 35th - 65th SGP

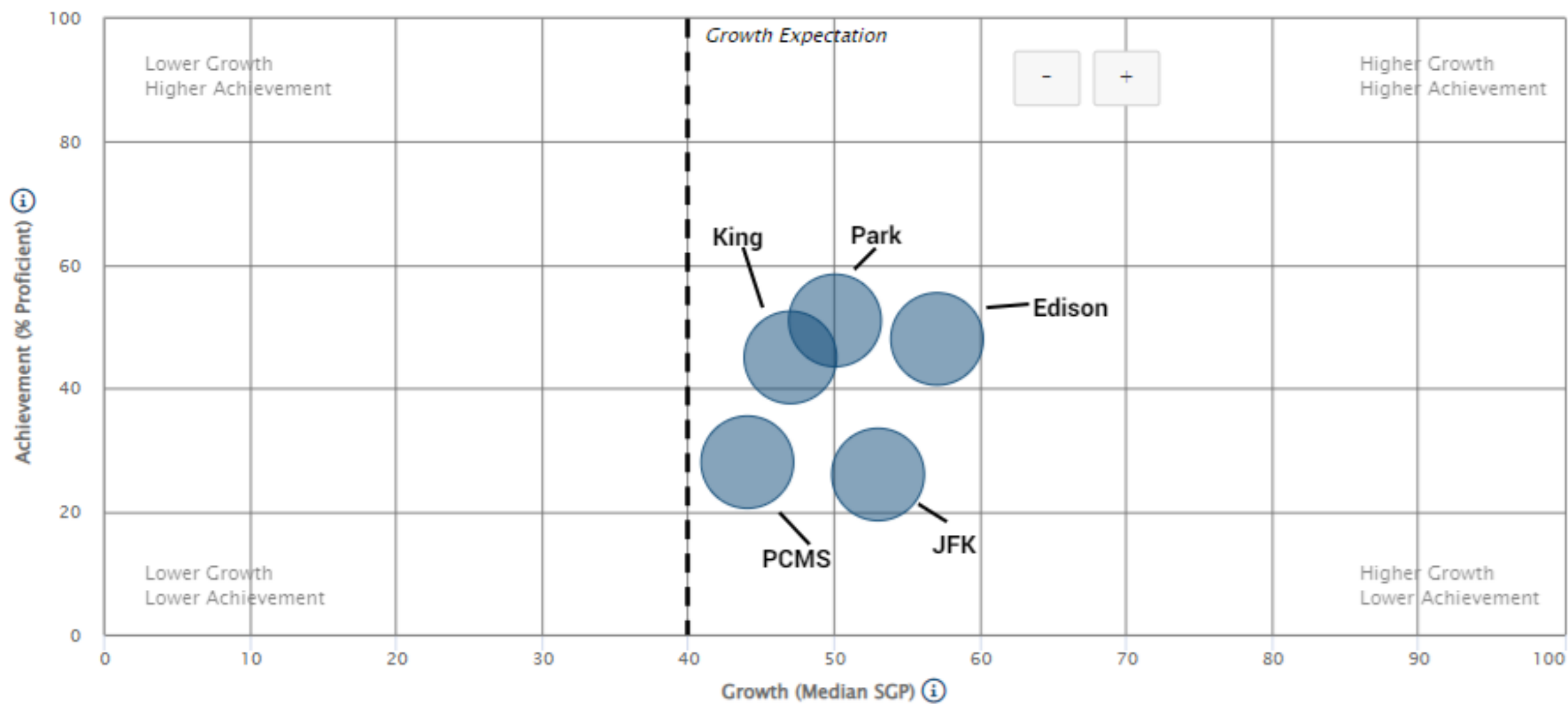
Less than typical growth - below 34th SGP

STAR READING

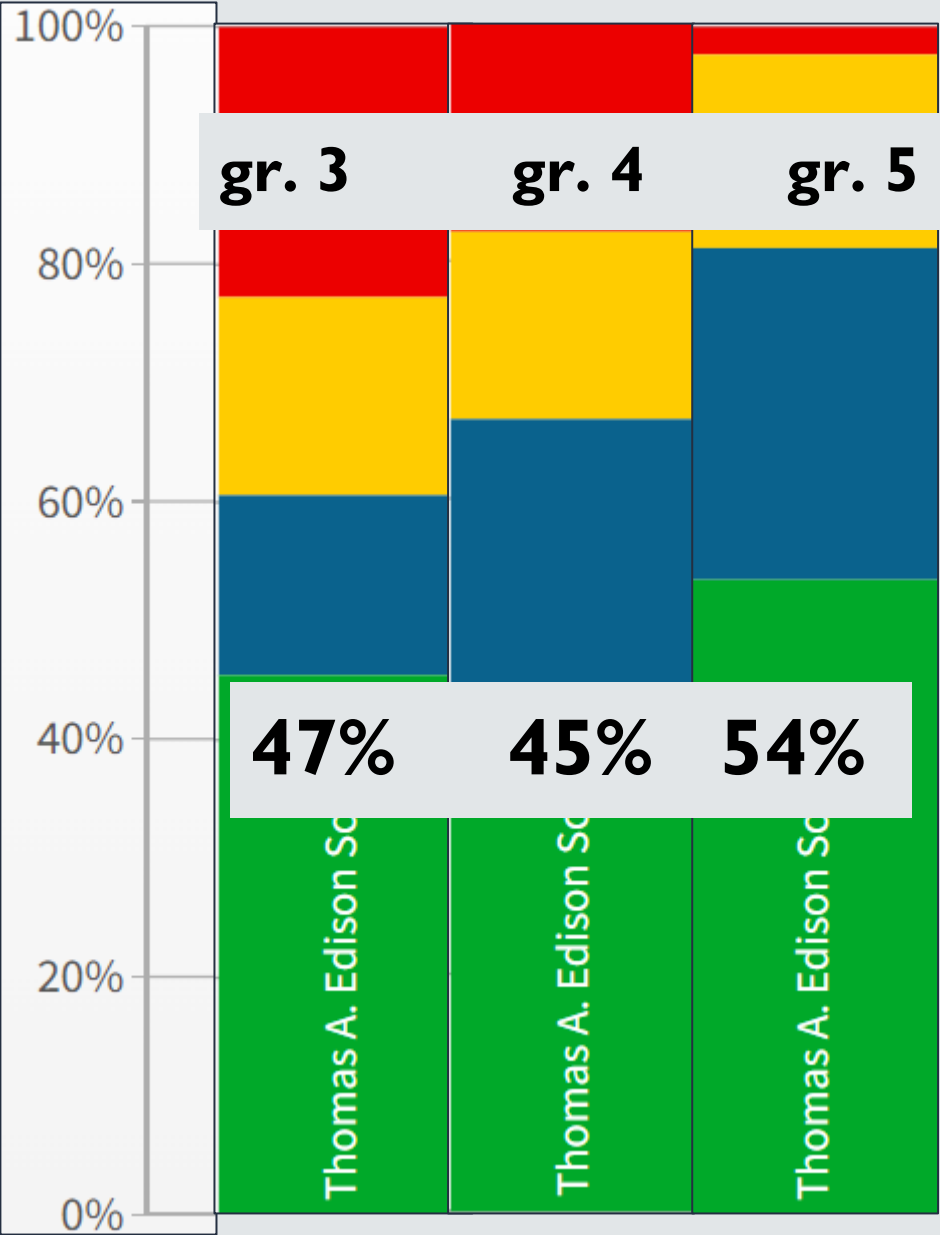
- English
- Spanish



District - 5 Schools



Edison Spring Grade 3-5 Reading % Rank at/above Benchmark

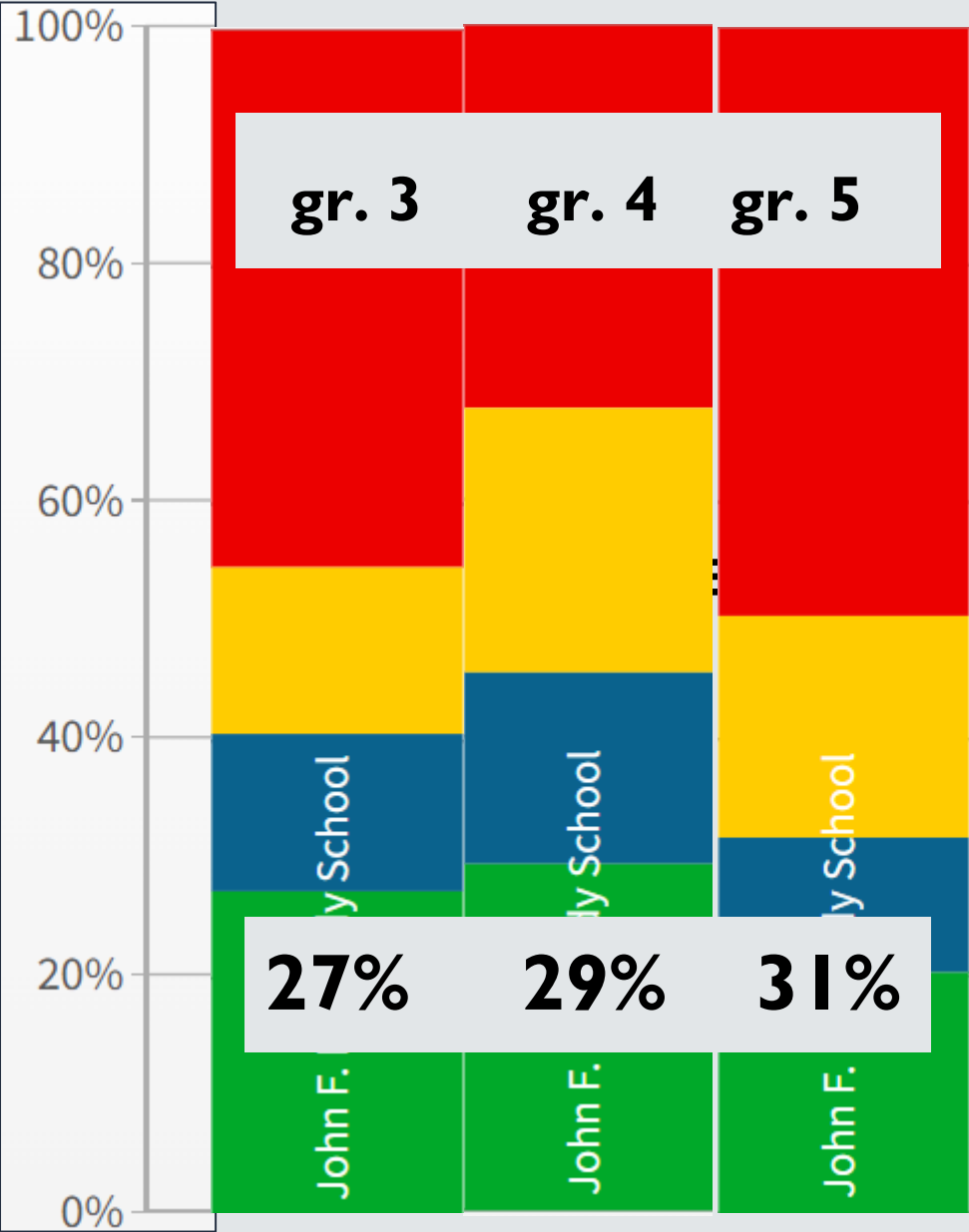


Student Growth Percentile			
	Fall	Spring	Student Growth %:
Grade 3	32%	47%	58%
Grade 4	31%	45%	54%
Grade 5	42%	54%	56%

Edison Spring Grs. 3-5 Spanish Reading % Rank at/above Benchmark

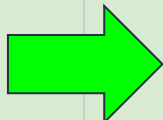
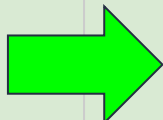

	Edison Spanish		
	% Rank Fall	% Rank Spring	Student Growth %
Gr. 3	57%	50%	39%
Gr. 4	44%	31%	40%
Gr. 5			

JFK Spring Grade 3-5 Reading % Rank at/above Benchmark

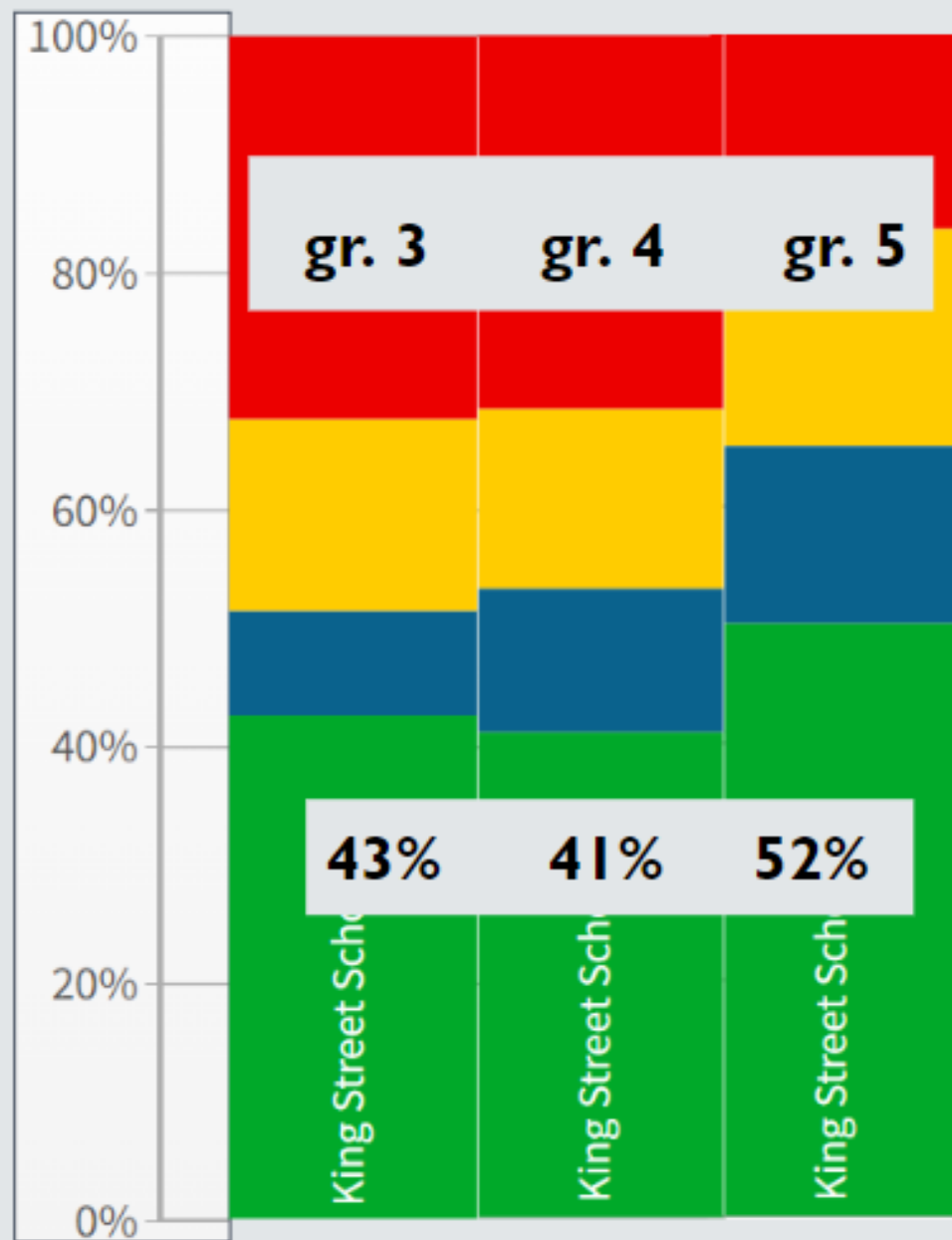


Student Growth Percentile			
Fall (Nov)		Spring	Student Growth %:
Grade 3	22%	27%	52%
Grade 4	20%	29%	54%
Grade 5	17%	21%	47%

JFK Spring Grs. 3-5 Spanish Reading % Rank at/above Benchmark

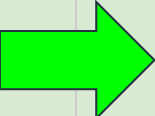
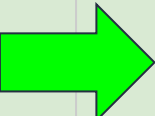
	JFK Spanish		
	% Rank Fall (Nov)	% Rank Spring	Student Growth %
Gr. 3	47%	 58%	50%
Gr. 4	53%	 72%	66%
Gr. 5	52%	 65%	57%

King St. Spring Grs. 3-5 Reading % Rank at/above Benchmark

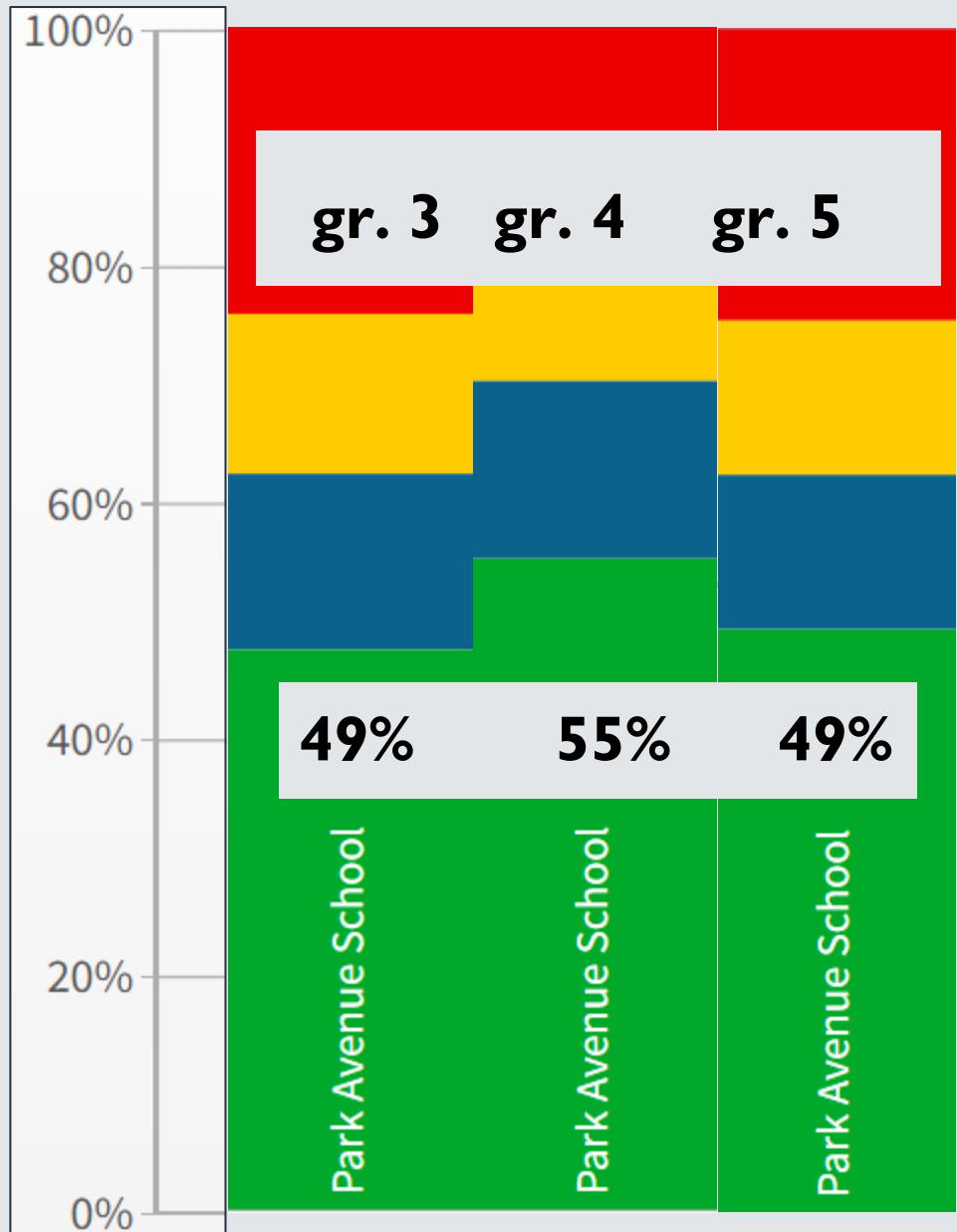


Student Growth Percentile			
	Fall	Spring	Student Growth %:
Gr 3	45%	43%	43%
Gr 4	33%	41%	51%
Gr 5	42%	52%	55%

King St. Spring Grs. 3-5 Spanish Reading % Rank at/above Benchmark

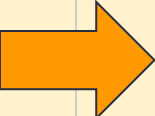
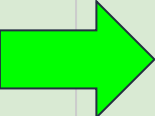
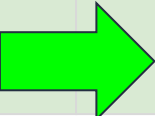
	King St. Spanish		
	% Rank Fall	% Rank Spring	Student Growth %
Gr. 3	35%	 40%	38%
Gr. 4	61%	 81%	63%
Gr. 5			

Park Ave. Spring Grs. 3-5 Reading % Rank at/above Benchmark

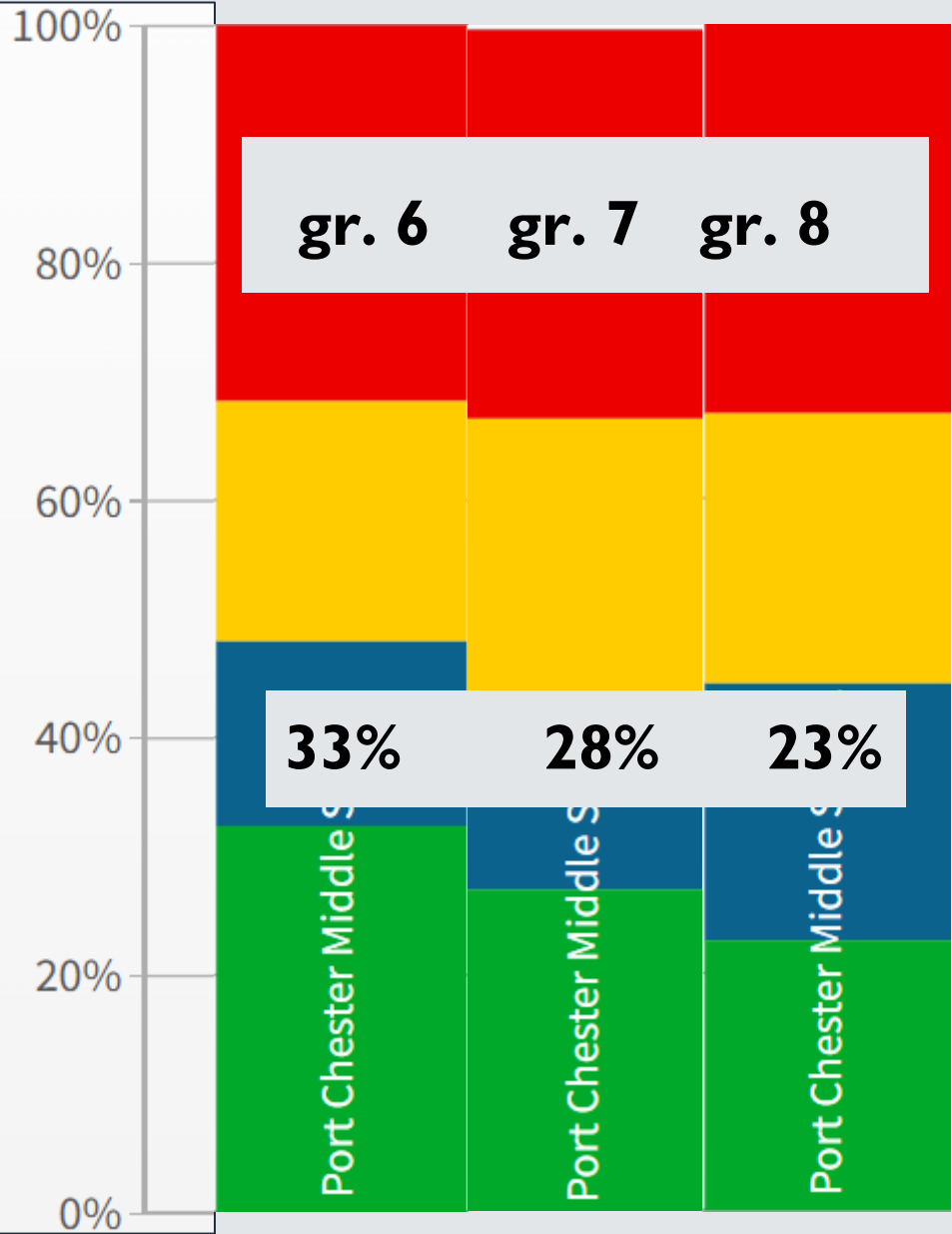


Student Growth Percentile			
Fall		Spring	Student Growth %
Gr 3	39%	49%	47%
Gr 4	30%	55%	57%
Gr 5	40%	49%	49%

Park Ave. Spring Grs. 3-5 Spanish Reading % Rank at/above Benchmark

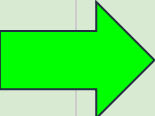
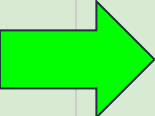
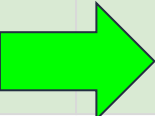
	Park Ave. Spanish		
	% Rank Fall	% Rank Spring	Student Growth %
Gr. 3	51%	 51%	55%
Gr. 4	37%	 44%	58%
Gr. 5	36%	 43%	51%

PCMS Spring Grs. 6-8 Reading % Rank at/above Benchmark



Student Growth Percentile			
	Fall	Spring	Student Growth %
Gr 6	32%	33%	51%
Gr 7	33%	28%	43%
Gr 8	29%	23%	45%

PCMS Spring Grs. 6-8 Spanish Reading % Rank at/above Benchmark

	PCMS Spanish		
	% Rank Fall	% Rank Spring	Student Growth %
Gr. 6	53%	 67%	56%
Gr. 7	49%	 60%	57%
Gr. 8	53%	 74%	56%

NOW AND NEXT STEPS

- Beginning year 1 phase of ***new literacy curriculum – ARC Core*** for all four elementary schools
- Consistent, ongoing progress monitoring using new ARC SchoolPace software
- ***Training*** of teachers, coaches and administrators on SchoolPace software use, from reports to progress monitoring tools
- Use of Toolkits to support students not meeting benchmarks



NOW AND NEXT STEPS

- **Toolkits provide consistency** across all buildings in interventions
- **Imagine Learning software in Reading, Mathematics and Espanol**
- **Focusing on the “bright spots”** and analyzing what is working to replicate across classrooms and buildings
- **Ongoing data discussions** across all grade levels in all buildings to drive instruction
- **Strong focus** on using data and STAR reports in PCMS across all subject areas