

# ***Photographic Vocational Interest Inventory***

First Edition



**Jennifer R. Buford, Special Educator**

## **Inventory Booklet**

Last Name: \_\_\_\_\_ First Name: \_\_\_\_\_ Date: \_\_\_\_\_

Birth Date: \_\_\_\_\_ Age: \_\_\_\_\_ School/ Other \_\_\_\_\_

City: \_\_\_\_\_ State: \_\_\_\_\_

# How to Use This Inventory

- The Photographic Vocational Interest Inventory was created for persons that lack reading ability. The Inventory is primarily for the Low-Incidence Intellectual population.
- The inventory is structured around seven different career fields. Each career field contains several jobs/ careers that are accessible and appropriate for the low-incidence population.

## Directions for use:

Each page contains two groups of three pictures. The examinee is to circle one picture from each group of three. This picture should represent the task that the examinee would like most. The examinee is to only choose **one** picture from each group. There are 16 groups of 3 pictures. Remember only one picture per group.

**Turn the page to begin.**

1.



A



B




C


2.



D



E



F

Go To Next Page —————>



3.



A



B




C


4.



D



E



F

Go To Next Page —————>

5.



A



B



C

6.



D



E



F

Go To Next Page —————>



7.



A



B



C

8.



D



E



F

9.



A



B



C


10.



D



E



F

Go To Next Page —————>



11.



A



B



C

12.



D



E



F

Go To Next Page —————>



13.



A



B




C

14.



D



E



F

Go To Next Page ———>


15.



A



B



C

16.



D



E



F





# SCORE SHEET

	A	B	C	D	E	F	G
1.	a	b					c
2.			e	f		d	
3.		a	c		b		c
4.	e				f	d	
5.		c	b	a		a	
6.	d				f		e
7.			c	b		a	c
8.		d	f		e		
9.				a		b	c
10.	f			e	e		d
11.	a	b		c			
12.			e			d	f
13.	c			b		a	
14.		e	d		f		
15.	b	a		c			
16.					f	d	e

Directions for Examiner: For each question circle the letter the examinee chose. Then add up all of the circles in each letter column and record on the right under Raw Score.

## Raw Score

\_\_\_\_\_A  
\_\_\_\_\_B  
\_\_\_\_\_C  
\_\_\_\_\_D  
\_\_\_\_\_E  
\_\_\_\_\_F  
\_\_\_\_\_G

## Summary and Record of Interest

Directions for Examiner: Match the raw scores from the previous page with where they belong on the below table. Note and highlight the raw score which is highest. Then locate the appropriate career category to the right. After career category has been identified, locate the category on following page. A list of possible careers in each category will be listed.

Key Letter	Raw Score	Interest Area
A		Automotive
B		Building Trades
C		Clerical
D		Food Service
E		Patient Care
F		Housekeeping
G		Materials and Handling



## **Automotive:**

Auto mechanic  
Tire/ brakes inspector  
Gas Station Attendant  
Motorcycle Repair  
Automotive Electrician  
Auto Body Repair  
Truck Driver  
Truck Mechanic  
General Maintenance Mechanic  
Automotive Painter

## **Building Trades:**

Construction and Building  
Inspectors  
Construction and Related Workers,  
All Other  
Construction Carpenters  
Construction Drillers  
Construction Laborers  
Construction Managers

## **Clerical:**

Secretary  
Bookkeeper  
Receptionist  
Mailroom assistant  
Storekeepers  
Cashiers  
Typists

## **Food Service:**

Line Cook  
Server  
Dishwasher  
Busboy  
Cafeteria worker  
Preparation chef  
Host/ Hostess  
Chef

## **Patient Care:**

Nurses assistant  
Respite care worker  
Hospice worker  
Daycare assistant  
Care Sitter  
Hospital Escort

## **Housekeeping:**

Janitor  
Custodian  
Maintenance Technician  
Housekeeper  
Hotel/ motel cleaning Services

## **Materials and Handling:**

Shipping and Receiving  
Packaging  
Package delivery  
Grocery stocker  
Grocery bagger  
Inventory Clerk  
Mail room clerk  
Assembly Line Attendant