


Preschool Orientation



2018-2019

Donald A. Quarles
Early Childhood Center

Arlene Ng, Principal
Gina Edone, Supervisor
Debra McCrosson, Nurse
Nicole Kimble, Master Teacher
Y. Salazar, PIRT Specialist
C. Gioffre, Kindergarten
Teacher/PBSIS

Mission Statement

Every child will reach his/her full academic, social and emotional potential in an atmosphere of collaboration, mutual respect and trust.

Vision Statement

To accomplish our mission we will:

- * Provide a challenging curriculum
- * Deliver effective instruction based on high expectations
- * Use assessments to plan instruction and evaluate student performance and growth
- * Actively engage families and community
- * Establish and maintain a safe and orderly environment
- * Reflect on our practices and work collaboratively to improve student learning and achievement



Illness

- If your child is ill and going to be out of school, please call the secretary or the school nurse.
 - If your child is ill with a fever, diarrhea, or vomiting, please keep them home for 24 hours after illness has resolved to reduce the risk of infection to others.
- If your child is taking medication of any kind, please notify the school nurse so she can monitor your child.



Creative Curriculum

- Creative Curriculum looks at individual differences, interests, learning styles, and life experiences

Cognitive Development

- Learning and problem solving
- Acquiring information
- Thinking logically
- Representing & Thinking Symbolically

Social Emotional

- Achieving a sense of self and others
- Showing empathy and getting along with others
- Working and playing within a structured learning environment
- Self-management and approach to learning

Physical Development

- Achieving gross motor control
- Achieving fine motor control
- Manipulating small objects
- Self help skills

Language Development

- Listening and speaking
- Reading literacy and writing: making sense of written language, gaining knowledge of letters and letter sounds, writing letters and words.



Teaching Strategies Assessment is a seamless system for assessing children from birth through kindergarten age, the system can be used with any developmentally appropriate early childhood curriculum. We will assess each student 3 times a year:

Fall 10/29/2018

Winter 02/14/2019

Spring 06/15/2019

“Hands on Learning”



Children learn in many ways.

*Children learn by exploring, touching, feeling
and experimenting.*

*Through play children will begin to develop all
the skills and concepts they need.*


In circle time they learn ...

- to organize their own thoughts
- letter and number recognition
- to tell a story with a beginning, middle & end
 - calendar skills
- to make up their own stories
- that their ideas have meaning



When children look at books they learn ...

- books are important & enjoyable
- print is written down words
- to express their own thoughts, feelings & ideas
- to make up their own stories
- that pictures tell just like words
- to recognize certain words
- to use more complex language patterns in their own speech
- they like books & would like to read



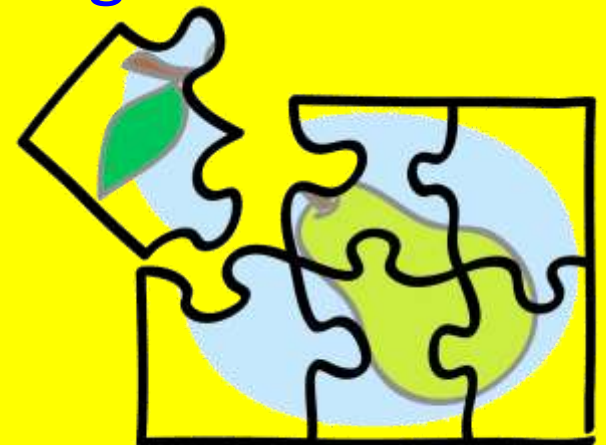
In music children learn ...

- principles of music & rhythm
 - vocabulary
 - to express themselves
- memory skills & sequencing
 - auditory discrimination
- to interpret & understand signals & cues
 - to be conscious of others
 - enjoyment of different melodies
- various concepts emphasized in songs



During manipulative play children learn ...

- eye-hand coordination
- number concepts
- to create and reproduce patterns
- concepts of color, shape and location
- use of number words
- to notice differences and form categories
- left and right progression
- one to one correspondences
- patterning skills




When children play with blocks they learn...

- concepts of size, length & location
 - to count, sort & classify
 - to work together with others
 - solving problems
 - fine motor skills
- to see themselves from a different perspective, that of a giant



When painting at the easel children ...

- use & develop their imagination & creativity
- develop eye-hand coordination
- learn to distinguish & purposely create shapes
- express their feelings & ideas
- learn that their ideas have values
- learn relationships of space & size
- begin to learn concepts of symmetry



During playdough play children learn ...

- to see the shape against the background of the table
- concepts of shape, sizes, length & height
- to express feelings by squeezing & pounding
- to express their imagination & creativity
- that the quantity of something remains the same even when the shape changes



When children scribble and draw they learn...

- how to hold a pencil & control the pressure
- eye-hand coordination
- to exercise their creativity & imagination
- that their ideas have value
- concepts of color, shape, size & location
- to express themselves with words




In the dramatic play area children learn to...

- be flexible in their thinking
- express themselves with their words
 - try out different adult roles
- solve problems through negotiation
 - sort & organize
 - make decision
- improvise and use things in a symbolic way
- carry out their ideas – with the help of others
 - lace, tie, button, zip and snap
 - dress themselves (independence)



While using the science center children learn....

- to group objects into categories
- new vocabulary
- to appreciate nature & develop a sense of wonder
- concepts of texture, color, weight & size
- to group objects into categories
- to observe likeness & differences



When children play with sand and water they learn...

- how to use tools
- to solve problems
- concepts of warm, cool, wet, damp & dry, heavy & light
 - how to play socially with others
 - to observe changes
- to create systems for classifying, sorting, & arranging
- concepts of full & empty, shape & volume




While cooking children will learn...

- about nutrition, taste, & food groups
- how heat & cold changes things
- whole-part relationships & concepts of volume & measurement
- vocabulary- a language lesson
- awareness of other cultures



On the playground children...

- use their physical strength, coordination & balance
- learn to cooperate with others in group games
- solve problems
- gain self confidence as they develop new skills



Building Life-long Learners

Together we must ...

- Expect more
- Resist doing for them what they can do themselves
- Let them solve simple problems
- Praise is key
- Give structured choices
- Develop predictable routines
- Warn of transitions
- Use sticker charts and rewards judiciously
- Prioritize play
- Encourage teamwork
- Involve them in righting their wrongs



What do I need for school?

- Backpack, big enough for folder, with name written INSIDE.
- Nutritious snack & lunch (unless receiving school lunch)
- Complete change of clothes in clear zip-lock bag-labeled with name to leave in locker.
- Naptime needs – blanket, small pillow (labeled with child's name)
- Crayons, Glue Sticks, & Scissors
- Art Smocks
- Please do not allow your child to bring in any toys from home unless the teacher requests them.



Typical School Day Schedule #1

Time	Activity	Amount of Minutes
8:05am-8:15am	Arrival/Wash Hands	10 minutes
8:15am-8:30am	Greeting Time Tiempo de llegada/lavar las manos/tiempo de saludos	15 minutes
8:30am-8:35am	Travel Time/Tiempo de viaje	5 minutes
8:35am-9:05am	Gross Motor Time/tiempo de motricidad gruesa Outdoor Time /Tiempo al aire libre	30 minutes
9:05am-9:10am	Travel Time/Tiempo de viaje	5 minutes
9:20am-9:45am	Wash Hands/Snack Time Tiempo de merienda	25 minutes
9:45am-10:00am	Literacy Time Tiempo de lectura	15 minutes
10:00am-11:05am	Choice Time Tiempo de trabajar	60 minutes (+ 5 minutes of clean up)
11:05am-11:25am	Small Group Time Tiempo de grupo pequeño	20 minutes
11:25am-11:30am	Prep for lunch	5 minutes
11:30am-12:00pm	Lunch time/Brush Teeth Tiempo de almuerzo/cepillar los dientes	35 minutes
12:00pm-1:05pm	Naptime Tiempo de dormir	60 minutes (+ 5 minutes for clean up)
1:05pm-1:25pm	Literacy Time Tiempo de lectura	20 minutes
1:25pm-2:05pm	Choice Time	40 minutes
2:05pm-2:15pm	Pack up/Dismissal	10 minutes



Typical School Day Schedule #2

Time	Activity	Amount of Minutes
8:05am-8:15am	Arrival/Wash Hands	10 minutes
8:15am-8:30am	Greeting Time Tiempo de Llegada/lavar las manos/tiempo de saludos	15 minutes
8:30am-9:35am	Choice Time Tiempo de trabajar	60 minutes (+ 5 minutes of clean up)
9:35am-10:00am	Wash Hands/Snack Time Tiempo de merienda	25 minutes
10:00am-10:05am	Travel Time/Tiempo de viaje	5 minutes
10:05am-10:35am	Gross Motor Time/tiempo de motricidad gruesa Outdoor Time /Tiempo al aire libre	30 minutes
10:35am-10:40am	Travel Time/Tiempo de viaje	5 minutes
10:40am-11:00am	Small Group Time Tiempo de grupo pequeño	20 minutes
11:00am-11:20am	Literacy Time Tiempo de lectura	20 minutes
11:25am-11:30am	Prep for lunch	5 minutes
11:30am-12:00pm	Lunch time/Brush Teeth Tiempo de almuerzo/cepillar los dientes	35 minutes
12:00pm-1:00pm	Naptime Tiempo de dormir	60 minutes
1:00pm-1:20pm	Literacy Time Tiempo de lectura	20 minutes
1:20pm-2:05pm	Choice Time	40 minutes (+5 minutes clean up)
2:05pm-2:15pm	Pack up/Dismissal	10 minutes



Typical School Day Schedule #3

Time	Activity	Amount of Minutes
8:05am-8:15am	Arrival/Wash Hands	10 minutes
8:15am-8:30am	Greeting Time Tiempo de llegada/lavar las manos/tiempo de saludos	15 minutes
8:30am-9:35am	Choice Time Tiempo de trabajar	60 minutes (+ 5 minutes of clean up)
9:35am-10:05am	Wash Hands/Snack Time Tiempo de merienda	30 minutes
10:05am-10:20am	Literacy Time Tiempo de lectura	15 minutes
10:25am-10:45am	Small Group Time Tiempo de grupo pequeño	20 minutes
10:45am-10:55am	Travel Time/Tiempo de viaje	5 minutes
10:50am-11:20am	Gross Motor Time/tiempo de motricidad gruesa Outdoor Time /Tiempo al aire libre	30 minutes
11:20am-11:25am	Travel Time/Tiempo de viaje	5 minutes
11:25am-11:30am	Prep for lunch	5 minutes
11:30am-12:00pm	Lunch time/Brush Teeth Tiempo de almuerzo/cepillar los dientes	35 minutes
12:00pm-1:00pm	Naptime Tiempo de dormir	60 minutes
1:00pm-1:20pm	Literacy Time Tiempo de lectura	20 minutes
1:20pm-2:05pm	Choice Time	40 minutes (+5 minutes clean up)



Emergency Information

- Return your emergency card as soon as possible. Make sure you indicate all people who may pick up your child. If they are not on the list, we cannot dismiss your child to their care.
- It is your responsibility to keep parent phone numbers updated in case of an emergency.
- If you need to add or remove anyone from the list, please see your child's teacher or someone in the office.



Drop Off and Pick Up

- Bus Service
- Morning Drop Off
 - 7:30am
 - Breakfast in cafeteria
 - Kindergarten line up in gym
 - Preschool line up in music room
 - 7:45am – 8:00am
 - Drop-off in driveway
- Dismissal Pick Up
 - At 2:15pm in cafeteria
 - Anyone picking up when their child usually takes the bus, please write a note to your child's teacher and call the school



Meals

- Snack and a drink must be sent in daily
- We do offer breakfast and lunch to buy
 - Regular Breakfast \$1.10
 - Reduced Breakfast \$0.30
 - Regular Lunch \$2.60
 - Reduced Lunch \$0.40
- Lunch forms will be sent home in your packet



Uniforms

- Dress code – Preschool through 8th
- Our colors are white – blue – maroon
- Please make sure your child is wearing these colors every day to school
- You can find these uniforms in many stores
- Target, Walmart, JC Penny, Old Navy, Children's Place



THANK YOU!

- We look forward to seeing you all in September!

