




# Division FREEBIE No Prep Games



By Games 4 Learning  
[www.teacherspayteachers.com](http://www.teacherspayteachers.com)



Copyright © 2014 Teresa Evans  
Games 4 Learning  
[www.teacherspayteachers.com/Store/Games-4-Learning](http://www.teacherspayteachers.com/Store/Games-4-Learning)  
All rights reserved by author.  
Permission to copy for single classroom use only.  
Electronic distribution limited to single classroom use only.  
Not for public display.

Graphics by

© Ron Leishman  
<http://www.teacherspayteachers.com/Store/Ron-Leishman>

© Creative Clips by Krista Wallden  
[www.teacherspayteachers.com/Store/Krista-Wallden](http://www.teacherspayteachers.com/Store/Krista-Wallden)

© The 3AM Teacher  
<http://the3amteacher.blogspot.com>



# Preparing the Games

These are 'Print and Play' games.  
Simply print the game on paper and it is ready.  
Players will require pencils to play.

Each game is for 2 players with 2 games provided on each sheet so that the players can play the game twice.

## Using the Games


**Math Centers** – These games are ideal for a math center activity. Have the children read the instructions themselves if possible as this is a great reading comprehension activity.

**Display on Smart Board** – The games can be projected onto your smart board and the class can be broken into 2 teams to play.

**Homework** – The games are also suitable for homework. They are a fun alternative to regular homework and parents can be involved in playing the game with their children. This is really popular with the kids and the parents.

**Fast Finishers** – The games are a perfect activity for those children who finish their work early.

**Students as Teachers** - A worthwhile activity is to have children learn how to play a game and then teach it to others. Teaching others how to play is a great communication activity.




# Dinosaurs Divide by 7


a game for 2 players

Need: pencils


Each player uses a different colored pencil. Players take turns to color two squares – a division and the matching answer. When all squares have been colored, the winner is the player with the longest line of their color around the edge of the rectangle.



## Game 1



63÷7	49÷7	21÷7	56÷7	35÷7	7÷7
28÷7					42÷7
7÷7					42÷7
35÷7					28÷7
63÷7					56÷7
14÷7					14÷7
70÷7					49÷7
42÷7					21÷7
49÷7					28÷7
63÷7	14÷7	56÷7	35÷7	21÷7	63÷7

## Game 2

35÷7	21÷7	63÷7	63÷7	14÷7	56÷7
14÷7					14÷7
49÷7					70÷7
21÷7					42÷7
28÷7					49÷7
28÷7					42÷7
7÷7					42÷7
35÷7					28÷7
63÷7					56÷7
56÷7	35÷7	7÷7	63÷7	49÷7	21÷7

# Crazy Birds – Find a Line

Color a line of 3 numbers that can make a division equation.



Division within 100

a game for 2 players

Need: Pencils

Players take turns to color a line of 3 numbers that can make a division equation. The line must be 3 numbers beside each other in a row or column, e.g. A player could color 36, 9 and 4 for  $36 \div 9 = 4$ . The numbers can be in any order, e.g. 36, 9 and 4 or 9, 4 and 36. The last player who can color a line of 3 numbers is the winner. One line is colored to show you what to do.

Game 1					
36	6	6	9	54	8
9	2	4	45	9	5
4	12	24	10	4	40
9	32	8	4	36	9
4	12	3	49	7	7
36	4	9	6	54	63
9	64	27	45	9	5
81	8	56	7	63	72
9	8	72	8	9	9
9	10	90	56	7	8

Game 2					
8	64	8	84	7	12
9	4	7	28	4	3
72	7	56	3	12	36
6	28	6	8	48	6
12	6	72	24	3	6
5	2	9	18	9	7
60	20	3	9	27	42
56	40	20	2	32	81
7	5	35	36	4	9
8	8	64	72	8	9

# Thank You!

I would like to take this opportunity to thank you for downloading Division Freebie No Prep Math Games and to wish you and your students lots of fun with these games!

Please consider leaving a comment and rating for the product.

Kind regards,

Teresa

For more fun, math games and activities please visit:

[www.teacherspayteachers.com/Store/Games-4-Learning](http://www.teacherspayteachers.com/Store/Games-4-Learning)

**Want more NO PREP math games?**

Make sure you check out these collections.

