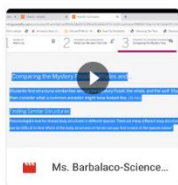
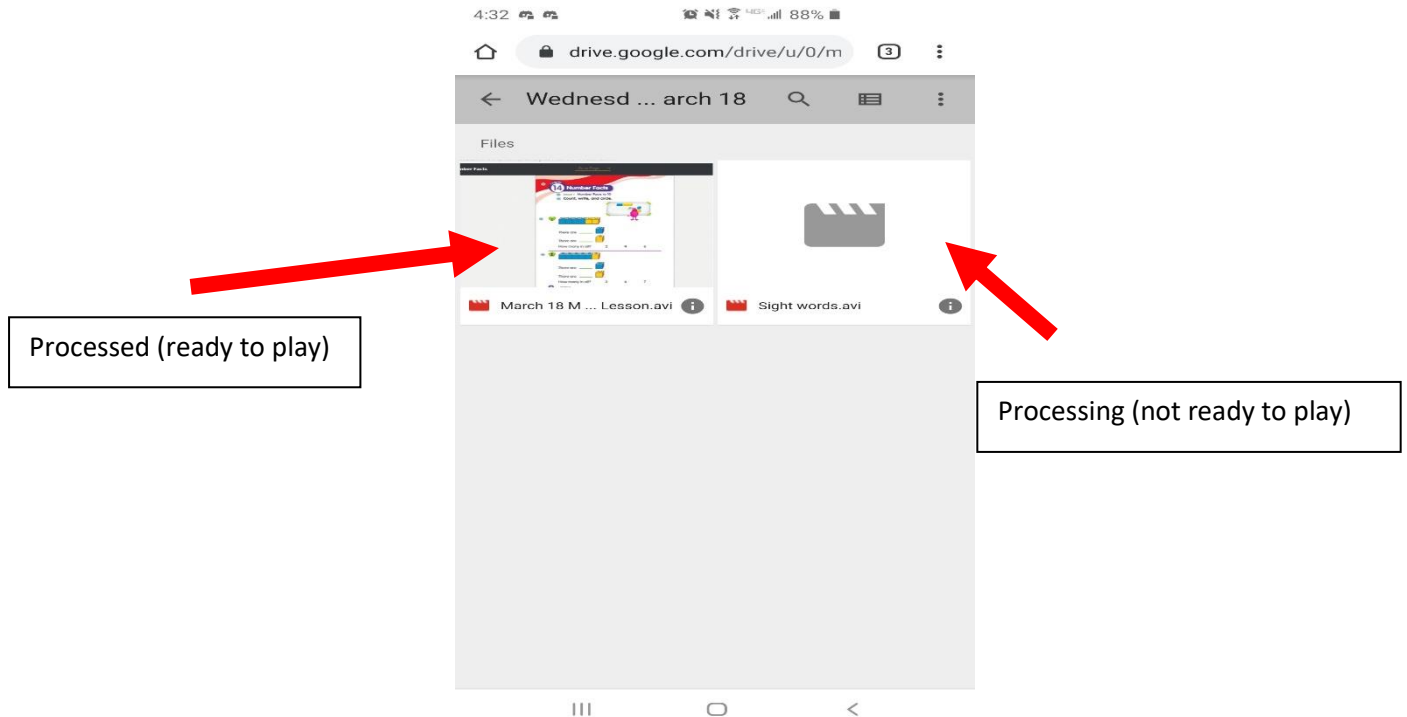


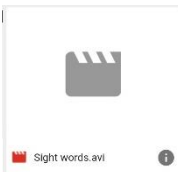
## How to Download and play the daily videos on Android Smartphones

When a teacher uploads a file into Google Drive, Google automatically processes the file for viewing directly on a browser. Sometimes the video processes quickly sometimes it can take several hours. Depending on how long it takes for the video to process, you may see either a video icon that is ready to play or a grey and white movie icon that is not ready to be played through a browser yet.



### Processed Videos

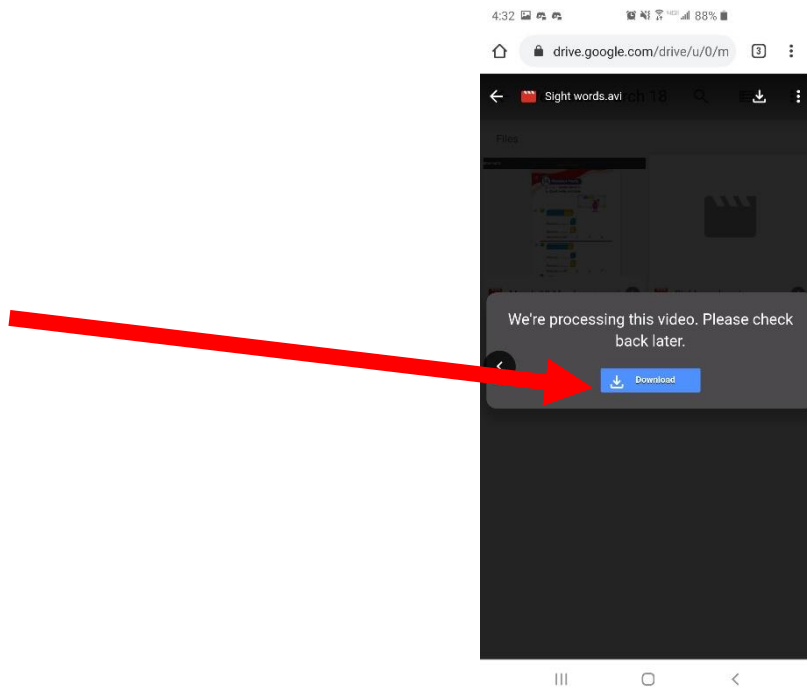
If the video is processed and you see the Play button, you can simply press play to view the video



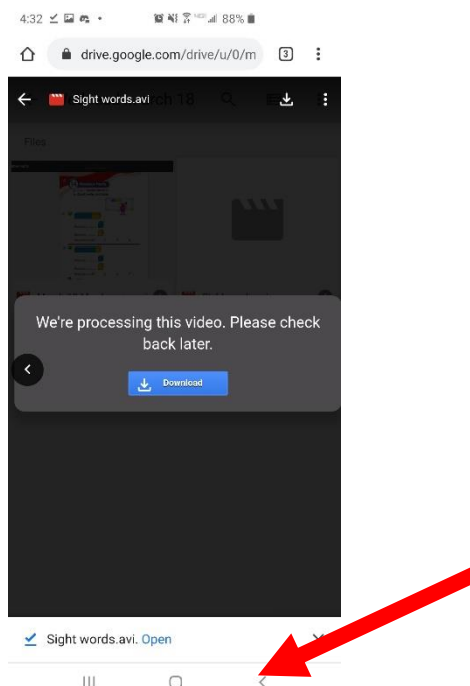
### Unprocessed Videos

If the video is unprocessed, you will need to download it first, then play it, please follow the steps below to download and play unprocessed videos on your Chromebook.

Step 1. Click on the video to start the download process, you will get the warning about the video being unprocessed, click on the blue download button



Step 2. The file will begin to download, and a status bar will appear on the bottom. Wait until the download finishes. Some of these video files are very large and can take up to 20 minutes or longer depending on your internet connection to finish downloading. When the Download is finished, press "open"



Step 3. Then it will ask you to pick an APP to play the video. If you do not have an APP that supports the video, we highly recommend downloading the VLC APP from the Google Play Store. Choose the app to start the video playback.

