

New Level 1 Log In Page

Welcome to Data Warehouse

Level 1 Reporting:

Level 1 provides educators with secure access to a host of valuable student information and multi-year historical data. For all Level 1 Reporting user guides please visit [Level 1 Reporting User Guides](#)

Level 2 Reporting:

For all Level 2 Reporting information please visit [State Level Reporting Webpage](#)

Need help:

Technical issues or password resets? please submit [Service Ticket](#)

LHRIC Data Analysis and Reporting

Please select a Namespace.

 Level 1 reporting 

 User Name

 Password

Log in



Type in both
User Name
and **Password**

Click on **Log in**.

New Teacher Landing Page & UI elements

Open Menu –
From here you can go Home, access Content, and check Recent.

Home-
Click here to navigate back to main page.

Teacher Dashboard-
Scroll through all report tabs you have opened.

DATA SERVICES

Teacher Dashboard

Search content

Help

All tabs

* Teacher Dashboard

* Teacher Dashboard

Student Profile

Total Students

74

STUDENT_ID

STUDENT_ID by COURSE_NAME colored by SECTION_CODE

SECTION_CODE

1236

COURSE_NAME

AP PHYSICS 1

CHEM/PHYS

STUDENT_ID (Count distinct)

STUDENT_ID by ETHNIC_DESC

ETHNIC_DESC

Hispanic or LatinoMultiracialAsianWhite

48854

STUDENT_NAME, SPECIAL_ED, LEP, STUDENT_ID, POVERTY and STUDENT_GENDER

| STUDENT_ID | STUDENT_NAME | STUDENT_GENDER | SPECIAL_ED | LEP | POVERTY |
|------------|--------------|----------------|------------|------------------|----------------|
| | | | | Not LEP Eligible | Not Low Income |
| | | | | Not LEP Eligible | Not Low Income |

Clicking on Teacher Dashboard opens a dropdown with all reports currently opened.

Personal Menu-
Access Profile and Settings, About, and Log Out.

STUDENT_ID by COURSE_NAME colored by SECTION_CODE

SECTION_CODE
1 2 6

COURSE_NAME
AP PHYSICS 1
CHEM/PHYS

A horizontal bar chart with 'COURSE_NAME' on the y-axis and 'STUDENT_ID (Count distinct)' on the x-axis. The x-axis ranges from 0 to 24 with increments of 2. There are two main categories: 'AP PHYSICS 1' and 'CHEM/PHYS'. 'AP PHYSICS 1' has two bars: a pink bar (SECTION_CODE 1) extending to 22 and a blue bar (SECTION_CODE 2) extending to 13. 'CHEM/PHYS' has two bars: a blue bar (SECTION_CODE 2) extending to 23 and a dark green bar (SECTION_CODE 6) extending to 16.

| COURSE_NAME | SECTION_CODE | STUDENT_ID (Count distinct) |
|--------------|--------------|-----------------------------|
| AP PHYSICS 1 | 1 | 22 |
| | 2 | 13 |
| CHEM/PHYS | 2 | 23 |
| | 6 | 16 |

STUDENT_ID (Count distinct)

STUDENT_ID by ETHNIC_DESC

ETHNIC_DESC

Hispanic or Latino Multiracial Asian White

A pie chart showing the distribution of students by ethnicity. The legend indicates: Hispanic or Latino (pink, 4), Multiracial (blue, 8), Asian (dark green, 8), and White (maroon, 54). The White slice is the largest, followed by Multiracial and Asian, with Hispanic or Latino being the smallest.

| ETHNIC_DESC | Count |
|--------------------|-------|
| Hispanic or Latino | 4 |
| Multiracial | 8 |
| Asian | 8 |
| White | 54 |

STUDENT_NAME, SPECIAL_ED, LEP, STUDENT_ID, POVERTY and STUDENT_GENDER

| STUDENT_ID | STUDENT_NAME | STUDENT_GENDER | SPECIAL_ED | LEP | POVERTY |
|------------|--------------|----------------|------------|------------------|----------------|
| | | | | Not LEP Eligible | Not Low Income |
| | | | | Not LEP Eligible | Not Low Income |

Open Menu – When selected, the menu expands.

Clicking on **Content** opens **My Content**.

Recent shows all recent reports opened.

The **Content** dropdown allows you to navigate through all opened reports.

Teacher Dashboard

Search content

100% Analytics Filters

Home

Content

Recent

Content

Teacher Dashboard

Content

DATA SERVICES

Content

Content

My content

District Share

Start by adding data

Click Upload data above or drag and drop to upload data.

Hispanic or Latino

Multiracial

Asian

White

4

8

8

54

STUDENT_ID (Count distinct)

Student's Details

| STUDENT_ID | STUDENT_NAME | STUDENT_GENDER | SPECIAL_ED | LEP | POVERTY |
|------------|--------------|----------------|------------|------------------|----------------|
| | | | | Not LEP Eligible | Not Low Income |
| | | | | Not LEP Eligible | Not Low Income |

Share—
You can export reports as PDF's.

Enter Full Screen—
This expands the dashboard to full screen.

SCHOOLYEAR—
You can select the desired School Year for a report.

Analytics—
Select a report with analytics support to view and manage settings.

Filters—
This expands and collapses the row containing All Tabs, SCHOOLYEAR, and NAME.

Clicking on **Analytics** offers system generated insights.

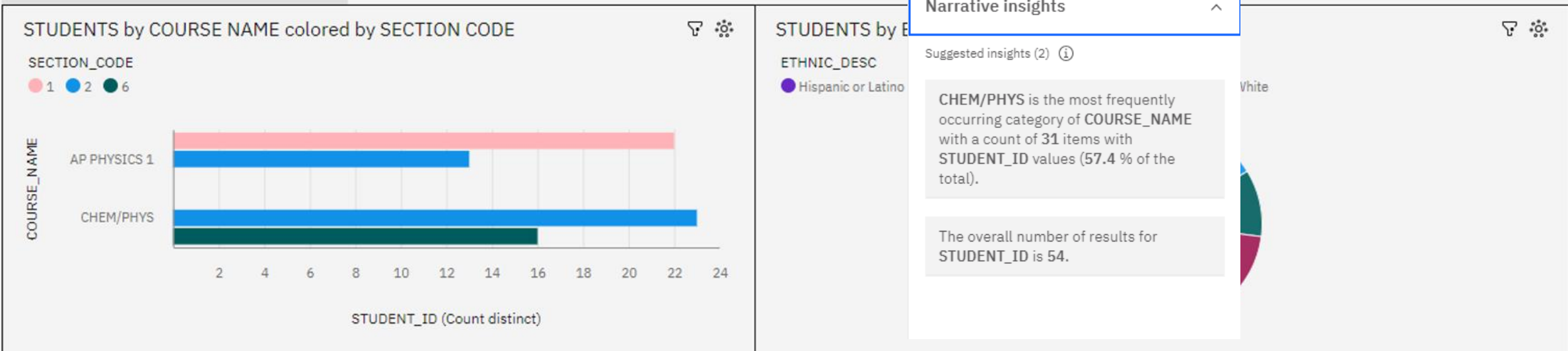
1

2024

NAME

This tab

applied



Student's Details

| STUDENT_ID | STUDENT_NAME | STUDENT_GENDER | SPECIAL_ED | LEP | POVERTY |
|------------|--------------|----------------|------------|------------------|----------------|
| | | | | Not LEP Eligible | Not Low Income |
| | | | | Not LEP Eligible | Not Low Income |

IMPORTANT-

You must first select a **NAME** within the drop down and click DONE. Then Select **Assessment**. Then select a STUDENT-NAME to right click and drill through below.

Student Assessment Profile

Sorted Descending by Year

Notes:

The data reported is for local student data analysis and decision-making. For APPR purposes, districts should use L2RPT reports and other s

Select Student *

Can select through multiple students

Instructor:

Class Of: 2023-24

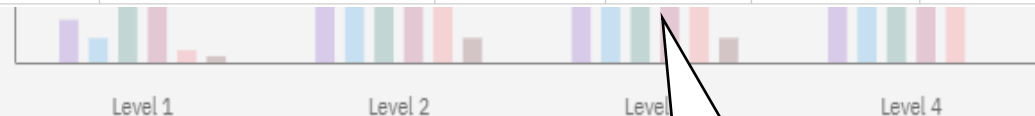
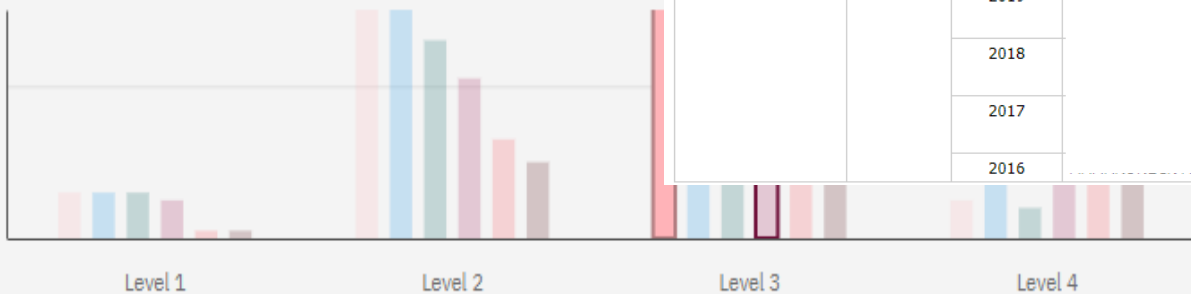
Course:

| Student Name | Student ID | School Year | Assesment Location | Assesment | Subject Area | Assesment Date | Performance Level | Numeric Score | Alpha Score |
|--------------|------------|-------------|--------------------|--|------------------|----------------|-------------------|---------------|-------------|
| | | 2023 | | AP Language and Comp | ELA | May 1, 2023 | Level 1 | 2 | |
| | | | | AP Spanish Language and Culture | SECOND LANGUAGES | May 1, 2023 | Not available | 5 | |
| | | | | Regents Common Core Algebra II - Jun | MATHEMATICS | Jun 14, 2023 | Scored 78 - 84 | 78 | |
| | | | | Regents Common Core ELA - Jun | ELA | Jun 14, 2023 | Scored 85 - 100 | 91 | |
| | | | | Regents Phy Set/Chemistry - Jun | SCIENCE | Jun 14, 2023 | Scored 65 - 84 | 70 | |
| | | 2022 | | Regents US History&Gov't (Framework) - Jun | SOCIAL STUDIES | Jun 1, 2023 | Scored 76 - 84 | 77 | |
| | | | | Regents Common Core Algebra I - Jun | MATHEMATICS | Jun 15, 2022 | Scored 80 - 84 | 81 | |
| | | | | Regents NF Global History - Jun | GLOBAL STUDIES | Jun 15, 2022 | Scored 79 - 84 | 80 | |
| | | | | Regents Phy Set/Earth Sci - Jun | SCIENCE | Jun 15, 2022 | Scored 85 - 100 | 87 | |
| | | | | LOTE Checkpoint B | SECOND LANGUAGES | Jun 21, 2022 | Not available | 99 | |
| | | 2021 | | Regents Living Environment Exempt - Jun | SCIENCE | Jun 17, 2021 | Exempt | | E |
| | | 2020 | | Regents Common Core Algebra I - Jun | MATHEMATICS | Jun 2, 2020 | Exempt | | E |
| | | | | Regents Phy Set/Earth Sci - Jun | SCIENCE | Jun 2, 2020 | Exempt | | E |
| | | 2019 | | Grade 7 ELA | ELA | Apr 1, 2019 | Level 2 | 603 | |
| | | | | Grade 7 Math | MATHEMATICS | Apr 30, 2019 | Level 3 | 614 | |
| | | 2018 | | Grade 6 ELA | ELA | Apr 10, 2018 | Level 3 | 609 | |
| | | | | Grade 6 Math | MATHEMATICS | May 1, 2018 | Level 3 | 611 | |
| | | 2017 | | Grade 5 ELA | ELA | Mar 27, 2017 | Level 3 | 327 | |
| | | | | Grade 5 Math | MATHEMATICS | May 1, 2017 | Level 3 | 329 | |
| | | 2016 | | Grade 4 ELA | ELA | Apr 5, 2016 | Level 3 | 338 | |

ELA PERFORMANCE LEVEL colored by TEST NAME

TEST_NAME

Grade 3 ELA Grade 4 ELA Grade 5 ELA Grade 6 ELA G



Right Click on Student_ID to Drill Through

Drill through

STUDENT_ID

Filter Drill through

STUDENT_NAME

Keep

Exclude

Right click to Drill Through

Student Assessment Profile

All tabs

SCHOOLYEAR
2024

NAME

This tab

No filters have been applied.

Student Profile

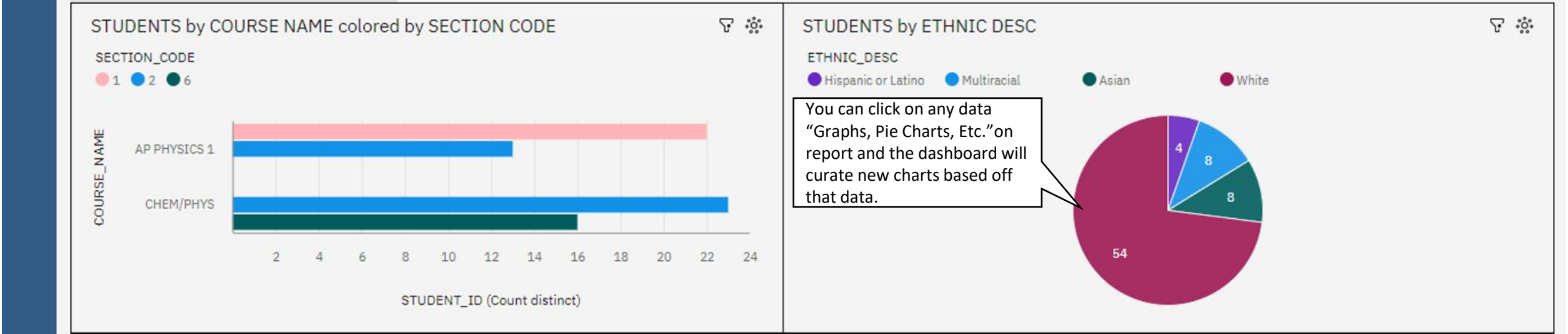
Assessment

Previous Version report

Total Students

74

STUDENT_ID



Student's Details

| STUDENT_ID | STUDENT_NAME | STUDENT_GENDER | SPECIAL_ED | LEP | POVERTY |
|------------|--------------|----------------|------------|------------------|----------------|
| | | | | Not LEP Eligible | Not Low Income |
| | | | | Not LEP Eligible | Not Low Income |

DATA SERVICES

Teacher Dashboard

All tabs

SCHOOLYEAR
2024

NAME

Student Profile

Assessment

Previous Version report

By selecting **Previous Version Report** => **Click to Previous version of this report**, you have access to even more reports.

Click to Previous version of this report

DATA SERVICES

1.0 My Class(es) (version 10)

Open menu

HTML

Can select through multiple students

Class of: 2023-24

Instructor:

| Course Location | Course | Section | Total # of Students |
|-----------------|---|---------|---------------------|
| | Anatomy & Phys. Honors - 4010291 | 1 | 26 |
| | | 2 | 25 |
| | | 3 | 25 |
| | Living Environment Honors - 4010201 | 1 | 26 |
| | Living Environment Honors Lab - 4010203 | 1 | 26 |

Information I would like to know about my students

Assessment Tool

1.1 How have my students done in the past? -- Performance Trend

1.2 What content skills should my students work on?

1.3 Build a test (by test name, PIs)

1.4 Build a Statewide Common Periodic Assessment

The Following Reports are for 2023-24 School Year Class Rosters:

| 2022-23 Assessments | 2021-22 Assessments | 2020-21 Assessments |
|---|---|---|
| 2.1 Benchmark - Groups | 2.1 Benchmark - Groups | 2.1 Benchmark - Groups |
| 2.2 Benchmark - Multiple Choice | 2.2 Benchmark - Multiple Choice | 2.2 Benchmark - Multiple Choice |
| 2.3 Benchmark - Open Ended | 2.3 Benchmark - Open Ended | 2.3 Benchmark - Open Ended |
| 3.1 Item Analysis - Multiple Choice | 3.1 Item Analysis - Multiple Choice | 3.1 Item Analysis - Multiple Choice |
| 3.2 Item Analysis - Open Ended | 3.2 Item Analysis - Open Ended | 3.2 Item Analysis - Open Ended |

Dec 13, 2023 2:17:29 PM

© Copyright Lower Hudson Regional Information Center. All Rights Reserved.

- Page 1 -

Previous version