

JUNIOR PARENT NIGHT

PEARL RIVER HIGH SCHOOL
GUIDANCE DEPARTMENT

Ms. Kim Ballard
Mrs. Evelyn Hornacek
Mrs. Randee Stark
Mr. Rick Urvater

Junior Year Priorities

- Focus on grades and GPA
- Focus on college entrance exam prep
(SAT, ACT, Subject Tests)

See Calendar of Testing dates on
Guidance web page for juniors

- Explore and visit colleges



How do we even begin to search
for colleges!?!?



Step 1: Self Evaluate

Find the Best Match for Your Child!

- Academic interests, abilities, and learning style
- Goals and values
- Strengths and weaknesses
- Passions
- Personality, independence, and relationships to others
- Likes and dislikes



Step 2: Find Potential Matches Through Research

Know Your Resources

- Counselors, Friends, Family, Teachers, Co-workers
- Naviance (Family Connection)
- Websites
- Books
- Meet Visiting College Reps
- College Fairs



What Can You Do With Naviance?

- Research Colleges

Compare GPA, standardized test scores, and other statistics to actual historical data from our graduates

- Review and compare college profiles, produce scattergrams
- Show schedule of college visits
- Research scholarship opportunities
- Research careers

Step 3: Visit colleges and also
have your child meet with college
reps who visit PRHS



Campus Visits

- Best to visit when school is in session
 - A good time is during February / April breaks
 - Junior / Senior privilege: 2 excused college days per year
- Sign up online for tour and/or interview
- Take notes, ask questions, evaluate what you see and hear, and take pictures!
- Try not to judge school based on tour guide, weather, etc.



Step 4: Refine and Balance “THE LIST”



Refine and Balance the List!

- Importance of a well balanced list
 - identify likelihood of admission
 - safety, target, reach
 - 6-9 applications
- Use the Naviance Dashboard and Scattergrams
 - GPA and SAT/ACT scores
- 2 safeties = less stress
 - more likely to receive \$\$\$





Step 5: Gather the Components of the Application




Application

- Common Application – What is it?
- The Common Application will be available as of August 1st.
- The most popular ways to apply are through the Common Application or the college's application.
- Most important piece of the process is the student's application and that the application arrives on time.
- Main components include application itself, an essay, and letters of recommendation.
- **Do NOT miss the deadline!!**




Ways to Apply?



- **Early Decision (EDI/EDII)** – a binding agreement. Once accepted, one MUST attend the school.
- **Early Action (EA)** – Apply early and receive an admission decision early (usually December or January).
 - Restrictive Early Action-definition varies from school to school
 - Single Choice Early Action - does not allow candidates to apply to other schools during the early-action period only.
- **Regular** – Applications are due from January to March, outcome is mailed in April.
- **Rolling**-Decisions can be released 4 to 6 weeks after an application is completed
- Early Action and Regular Decision deposits are due by May 1st.
- **Please note: All on-line application forms must be in the guidance office ten school days prior to any college application deadline.**

Transcript



- Colleges will look at all available grades.
- The high school transcript is submitted to colleges after students submit a “green sheet” to guidance.
 - Displays the final grades received in every subject from freshman through junior year.
- Senior year grades are automatically submitted at the end of the first semester (also known as Mid-Year Reports). First quarter grades are submitted ONLY upon student request.
- Cumulative GPA and class rank are listed on the bottom of the transcript. College testing scores are NOT reported on the transcript.
- A transcript is only official if Guidance sends it directly to the college or scholarship organization.

College Essay



- 12th Grade English teachers will begin to address essays in class in early September.
- Be yourself, be real! Creativity is highly valued!
- Colleges want to see you in the framework of your passions, values, and writing mechanics.
- **Proofread! Proofread! Proofread!**

Letters of Recommendation




- Two teacher letters from teachers who know your child well. Preferably teachers from junior year.
- Students must ask teachers in person, and present them with the pink Teacher Recommendation form. They must follow up with a request on Naviance.
- Students should ask teachers before school ends in June.
- Counselor letter: counselors write a letter for each one of their students.
- Parent Brag Sheet: complete and send in to your school counselor by June 1st.
- Student Brag Sheet: must be completed and given in to your school counselor by June 1st.
- **Note:** We cannot release letters to students or parents.



Resume

- Colleges are looking for individuals that will enhance their campus.
- Colleges seek students who have **QUALITY** rather than **QUANTITY** in their activities!
- Emphasize the most significant activities. Exhibit level of commitment and leadership!
- **IT'S NEVER TOO LATE TO GET INVOLVED IN THE SCHOOL AND THE COMMUNITY!**
- NCAA - register online junior year.



Make the Summer Count!

- Students should set up an enrichment program or a volunteer project, take courses at a college, or seek internship opportunities in a field that interests them.
- See the Enrichment Program list on Naviance for ideas (colleges > college research > enrichment programs)



Scholarships




- It is the student's responsibility to search for and apply for scholarships
- Search the Scholarship List on Naviance (under the Colleges > Home tab)
- Visit Colleges' Financial Aid webpages for college-specific scholarships
- www.fastweb.com is another great resource
- NEVER pay \$ for a scholarship search

How Parents Can Help

- Topics to discuss with your child:
How far? How much?
- Encourage your child to keep his/her options open!
- Research and visit colleges together. Use Naviance scattergrams as a resource.
- Encourage your child to use the Timeline on Naviance to stay organized and on task.





GOOD LUCK!!

