








Relationship Skills- Building Communities

• Lesson Topic	Lesson Objective	Related Literature	Common Language	Practice / Activities	Other Ideas
1. Meet-Up Expectations	Students will learn the expectations of morning meeting time. Students will learn how to listen attentively with their whole body.	<u>Listen Buddy</u> By Helen Lester <u>Howard B Wigglebottom Learns to Listen</u> By Howard Binkow  	Body is still. Ears are à. G Eyes are looking. 55544	Make a class chart of what a good listener looks like during morning meetings. Gy Play Color Game: <ul style="list-style-type: none"> Ask students to share their favorite k. Point of the game is for students to remember 545555 their classmates' favorite color. 	Play Simon Says. Take pictures of what the morning meeting looks like and create a class made poster to remind friends of meet up expectations.
2. Getting to Know Each OtherW!	Students will discuss the value of getting to know one another.	<u>All Are Welcome</u> By Alexandra Penfold 	Same Different <ul style="list-style-type: none"> Alike  Unique	Each student will fill a brown bag with 4 things that represent them. Each student will get time to share these items during the morning meet up. Have themed days. Students will	Getting to know you ball game. Start by explaining that you are going to practice speaking to each other and asking a question. Teacher will model first. Teacher:

				<p>wear their favorite color one day. Talk about how some people like the same color and some people like different colors.</p>	<p>Ellen, what is your favorite animal?</p> <p>Ellen: Mrs. Happy, my favorite animal is a bear.</p> <p>Ellen: Andrew, what is your favorite animal? Go around until everyone has a turn to share.</p>
3. What is a Community?	<p>Students will learn what a community is and how it works. Students will identify their class as their school community .</p>	<p><u>Our Class is Family</u> By Shannon Olsen</p> 	community classroom family	<p>Students will help create a class quilt. Each student will get a small square to represent themselves on the class quilt. They will draw themselves and something they love. By putting the squares together they will represent that alone we are individuals but together we are a class community that works together in a respectful and kind manner.</p>	<p>Make a classroom "t-shirt" that can be worn on special days to represent each class community.</p> <p>Buddy up students so they know who their "person" is in the class.</p>
4. We live in a Diverse	Students will	<u>The Same but Different Too</u>	Different Same	Students will use a white	Make a unity wreath with

World!	<p>understand that we are all different in our own special ways. Students will understand how we are all alike but also how we are different.</p>	<p>By Karl Newsom</p>  <p><u>The World Needs More Purple</u> by Benjamin Hart</p> 	<p>/Alike Unique Diverse Special</p>	<p>board to draw responses. Teacher will call out questions with two choices. Students will draw answers. Do you like cake or ice cream? Teacher will show we are all the same in some ways but we are all different too.</p>	<p>hands.</p> <p>Make “All About Me” posters that share about our families and things that make us special.</p>
--------	---	--	--	---	---