Kindergarten
Remote Learning

May 18, 2020 – May 29, 2020

Jardín de infancia
Aprendizaje remoto

18 de mayo de 2020 - 29 de mayo de 2020

Kindergarten Remote Learning Guide
May 18, 2020 – May 29, 2020

Hello Kindergarten Families!
Welcome to Remote Learning for the weeks of Monday, May 18, 2020 and Tuesday, May 26, 2020! In this document you will find daily instructions to assist you as your child is completing the activities planned by the Kindergarten team. As always, if you need any assistance throughout the week please reach out to your child's Kindergarten teacher or post a message in the "Steger Kindergarten" Facebook group. Please see the chart below for the best contact method for your child's classroom teacher. Under the chart you will find the daily instructions for the week. ***In the event that you do not have access to technology at home, please note that all activities that involve technology are supplemental and not required for the daily lessons.***

Communication Chart:

Teacher	Communication Mode
Mandy Helsel	Email: mandyhelsel@sd194.org ClassDojo Steger Kindergarten Facebook group
Kerrie Husarik	Email: khusarik@sd194.org ClassDojo Steger Kindergarten Facebook group
Jill Velez	Email: jvelez@sd194.org ClassDojo Steger Kindergarten Facebook group (messages will be forwarded to Mrs. Velez if another Kindergarten teacher cannot answer your question posted in the group)
Monica White	Email: mwhite@sd194.org ClassDojo Steger Kindergarten Facebook group
Nancy Walton	Email: nwalton@sd194.org ClassDojo Steger Kindergarten Facebook group
Desiree Billets	Email: dbillets@sd194.org ClassDojo Steger Kindergarten Facebook group
Christine Stegenga	Email: cstegenga@sd194.org ClassDojo Steger Kindergarten Facebook group (messages will be forwarded to Mrs. Stegenga if another Kindergarten teacher cannot answer your question posted in the group)
Maria Arndt	Email: marndt@sd194.org Remind App Steger Kindergarten Facebook group

Guía de aprendizaje remoto para kínder
18 de mayo de 2020 - 29 de mayo de 2020

¡Hola familias de Kínder!
¡Bienvenido a Aprendizaje Remoto para las semanas del lunes 18 de mayo de 2020 y del Martes 26 de mayo de 2020! En este documento encontrará instrucciones diarias para ayudarlo mientras su hijo completa las actividades planificadas por el equipo de Kínder. Como siempre, si necesita ayuda durante la semana, comuníquese con la maestra de Kínder de su hijo o publique un mensaje en el grupo de Facebook "Steger Kindergarten". Consulte el cuadro a continuación para conocer el mejor método de contacto para el maestro de clase de su hijo. Debajo del cuadro encontrará las instrucciones diarias para la semana. ***En el caso de que no tenga acceso a la tecnología en el hogar, tenga en cuenta que todas las actividades que involucran tecnología son complementarias y no se requieren para las lecciones diarias.***

Cuadro de Comunicación :

Maestra	**Modo de Comunicación**
Mandy Helsel	Correo electrónico: mandyhelsel@sd194.org Clase Dojo Grupo de Facebook de Steger Kínder
Kerrie Husarik	Correo electrónico: khusarik@sd194.org Clase Dojo Grupo de Facebook de Steger Kínder
Jill Velez	Correo electrónico: jvelez@sd194.org Clase Dojo Grupo de Facebook de Steger Kínder (los mensajes se enviarán a la Sra. Vélez si otro maestro de Kinder no puede responder a su pregunta publicada en el grupo)
Monica White	Correo electrónico: mwhite@sd194.org Clase Dojo Grupo de Facebook de Steger Kínder
Nancy Walton	Correo electrónico: nwalton@sd194.org Clase Dojo Grupo de Facebook de Steger Kínder (los mensajes se enviarán a la Sra. Walton si otro maestro de Kínder no puede responder su pregunta publicada en el grupo)
Desiree Billets	Correo electrónico: dbillets@sd194.org Clase Dojo Grupo de Facebook de Steger Kínder
Christine Stegenga	Correo electrónico: cstegenga@sd194.org Clase Dojo Grupo de Facebook de Steger Kínder (los mensajes se enviarán a la Sra. Stegenga si otro maestro de Kínder no puede responder a su pregunta publicada en el grupo)
Maria Arndt	Correo electrónico: marndt@sd194.org Aplicación Recordar Grupo de Facebook de Steger Kínder

Monday, May 18th

- **Reading & Writing:**
  - **Short /u/ Match:** Use the word bank at the bottom of the page to write a word matching each picture. Stretch your sounds to read each word!
  - **High Frequency Word Practice (at the back of the remote learning packet):** Use the flashcards to practice Trimester 1, 2 and 3 sight words.
  - **Butterfly Reading Passage:** Read aloud the "Life of a Butterfly" reading passage to your child. Pay close attention to key details!
  - **Supplemental Videos:** Visit www.youtube.com and search "Butterfly Life Cycle" for more learning about Butterflies!
- **Math:**
  - **Butterfly Drawings & Butterfly Addition Facts to 10 Using Counters:** This week we will practice solving equations by drawing pictures to match the equation and by using counters to represent the equation. Draw butterflies to match the equation/number sentence at the bottom of the page. Complete the equation by writing the sum on the line. Cut out and use the butterfly counters to help you put your numbers together to find the sum. Make sure to save the butterfly counters because you will use them all week!
  - **Supplemental videos:** Visit www.youtube.com and search "Jack Hartmann count to 100" for counting practice and "Jack Hartmann number pairs 6" for practice making 6.

Lunes ,18 de mayo:

- **Lectura y Escritura:**
  - **Corta / u / Comparar:** use el banco de palabras en la parte inferior de la página para escribir una palabra que coincida con cada imagen. ¡Estira tus sonidos para leer cada palabra!
  - **Práctica de palabras de alta frecuencia (en la parte posterior del paquete de aprendizaje remoto):** Use las tarjetas para practicar las palabras de uso frecuente del Trimestre 1 - 3.
  - **Pasaje de lectura de Mariposas:** Lea en voz alta el pasaje de lectura "La vida de una mariposa" para su hijo. ¡Presta mucha atención a los detalles clave!
  - **Videos suplementarios:** Visitar www.youtube.com y busque "Butterfly Life Cycle" para obtener más información sobre las mariposas.

- **Matemáticas:**
  - **Dibujos de mariposas y operaciones de suma de mariposas hasta 10 usando contadores:** Esta semana practicaremos resolviendo ecuaciones haciendo dibujos para que coincidan con la ecuación y usando contadores para representar la ecuación. Dibuja mariposas para que coincida con la ecuación / oración numérica en la parte inferior de la página. Complete la ecuación escribiendo la suma en la línea. Recorta y usa los contadores de mariposas para ayudarte a juntar tus números para encontrar la suma. ¡Asegúrate de guardar los contadores de mariposas porque los usarás toda la semana!
  - **Videos suplementarios:** visita www.youtube.com y busque "Jack Hartmann cuenta hasta 100" para la práctica de conteo y "Jack Hartmann número pares 6" para practicar haciendo 6.

Name: _____

Short u Match

Match the short u words to the pictures.



sun	gum	hut	bus	run
cut	nut	cup	bun	mud

Life of a Butterfly

by ReadWorks

a butterfly

Butterflies have an interesting life story! Butterflies have four life stages.

First, a female butterfly lays eggs. Five days later, an insect comes out of the egg. This insect is called a caterpillar.

Second, the caterpillar grows a lot. The caterpillar is born hungry. It eats flowers and leaves all day long! The caterpillar grows quickly. It grows so quickly that it becomes too big for its

ReadWorks.org · © 2018 ReadWorks®, Inc. All rights reserved.

skin. So it sheds its skin and grows more. It sheds its skin four or more times!

a caterpillar

The third stage is when the caterpillar changes into a butterfly. It does this inside a kind of shell that covers its whole body.

At stage four, a beautiful butterfly comes out of the shell! Then the butterfly flies away.

Soon the cycle will start all over again.

the third stage in the life of a butterfly

ReadWorks.org · © 2018 ReadWorks®, Inc. All rights reserved.

Draw  **to solve this equation.**

3+7= _____

Cut out the butterflies below and use them to help you solve the addition problems on the following pages.

Save them and use them each day to help you.



Add to solve these equations.
Use your butterfly counters to help you.



4+5=_____ 3+7=_____ 8+1= _____

5+2=_____ 3+4=_____ 5+5= _____

4+2=_____ 3+3=_____ 0+9= _____

7+2=_____ 6+1= _____ 3+5= _____

Tuesday, May 19th:

- **Reading & Writing:**
  - **Gumball Search:** Stretch the sounds in each word to read all the gumball words. Color the gumballs that have the short /u/ sound as in igloo in the middle of the word.
  - **High Frequency Word Practice (at the back of the remote learning packet):** Use the flashcards to practice Trimester 1, 2 and 3 sight words.
  - **Butterfly Reading Passage:** Reread the "Life of a Butterfly" reading passage. Use a pencil, crayon, highlighter, etc. to find text evidence to answer the following comprehension questions: **What insect comes out of an egg? What does a caterpillar eat? What does a caterpillar do quickly? What does a caterpillar change into? What comes out of the shell?**
  - **Supplemental Videos:** Visit www.youtube.com and search "Butterfly Life Cycle" for more learning about Butterflies!
- **Math:**
  - **Butterfly Drawings & Butterfly Facts to 10 using Counters:** Draw butterflies to match the equation/number sentence at the bottom of the page. Complete the equation by writing the sum on the line. Complete the equations on the butterfly addition page. Use the butterfly counters from yesterday to help you put your numbers together to find the sum!
  - **Supplemental videos:** Visit www.youtube.com and search "Jack Hartmann count to 100" for counting practice and "Jack Hartmann number pairs 7" for practice making 7.

Martes, 19 de mayo:

- **Lectura y escritura:**
  - **Búsqueda de Bola de Chicle:** Estire los sonidos en cada palabra para leer todas las palabras de bola de chicle. Colorea las bolas de chicle que tienen el sonido corto / u / como en igloo en el medio de la palabra.
  - **Práctica de palabras de alta frecuencia (en la parte posterior del paquete de aprendizaje remoto):** Use las tarjetas para practicar las palabras de uso frecuente del Trimestre 1 - 3.
  - **Pasaje de lectura de mariposas:** Vuelva a leer el pasaje de lectura "La vida de una mariposa". Use un lápiz, un crayón, un marcador, etc. para encontrar evidencia de texto para responder las siguientes preguntas de comprensión: **¿Qué insecto sale de un huevo? ¿Qué come una oruga? ¿Qué hace una oruga rápidamente? ¿En qué se transforma una oruga? ¿Qué sale de la cáscara?**
  - **Videos suplementarios:** Visitar www.youtube.com y busque "Butterfly Life Cycle" para obtener más información sobre las mariposas.
- **Matemáticas:**
  - **Dibujos de mariposas y operaciones de suma de mariposas hasta 10 usando contadores:** dibuja mariposas para que coincidan con la ecuación / oración numérica en la parte inferior de la página. Complete la ecuación escribiendo la suma en la línea. Completa las ecuaciones en la página de suma de mariposas. ¡Usa los contadores de mariposas de ayer para ayudarte a juntar tus números para encontrar la suma!
  - **Videos suplementarios:** visita www.youtube.com y busque "Jack Hartmann count to 100" para practicar contar y "Jack Hartmann number pairs 7" para practicar haciendo 7.

Name: _____

Gumball Search

Color all the gumballs with short u words.





Short u

Draw  **to solve this equation.**

6+4= _____

Add to solve these equations.
Use your butterfly counters to help you.



2+5=_____ 1+7=_____ 6+1= _____

4+2=_____ 3+6=_____ 10+0=_____

5+2=_____ 3+4=_____ 0+8= _____

6+2=_____ 9+1= _____ 4+5= _____

Wednesday, May 20th:

- **Reading & Writing:**
  - **Sentence Match:** Read each sentence and decide which one matches the picture. Circle or color the correct sentence.
  - **High Frequency Word Practice (at the back of the remote learning packet):** Use the flashcards to practice Trimester 1, 2 and 3 sight words.
  - **Butterfly, Butterfly:** Read Aloud "Butterfly, Butterfly". Try to read by yourself! Pay attention for sight words and remember to use the pictures and beginning sound for help when you come to an unknown word. Ask for help if you get stuck. Read to several people in your family!
  - **Supplemental Videos:** Visit www.youtube.com and search "Butterfly facts for kids" for more learning about Butterflies!
- **Math:**
  - **Butterfly Drawings & Butterfly Facts to 10 using Counters:** Draw butterflies to match the equation/number sentence at the bottom of the page. Complete the equation by writing the sum on the line. Complete the equations on the butterfly addition page. Use the butterfly counters from Monday to help you put your numbers together to find the sum!
  - **Supplemental videos:** Visit www.youtube.com and search "Jack Hartmann count to 100" for counting practice and "Jack Hartmann number pairs 8" for practice making 8.

Miércoles, 20 de mayo:

- **Lectura y escritura:**
  - **Concordancia de oración:** Lea cada oración y decida cuál coincide con la imagen. Encierra en un círculo o colorea la oración correcta.
  - **Práctica de palabras de alta frecuencia (en la parte posterior del paquete de aprendizaje remoto):** Use las tarjetas para practicar las palabras de uso frecuente del Trimestre 1 – 3
  - **Mariposa, mariposa:** Lea en voz alta "Mariposa, mariposa". ¡Intenta leer por ti mismo! Preste atención a las palabras comunes y recuerde usar las imágenes y el sonido inicial para obtener ayuda cuando encuentre una palabra desconocida. Pide ayuda si te quedas atascado. ¡Lee a varias personas en tu familia!
  - **Videos suplementarios:** Visitar www.youtube.com y busque "Butterfly facts for kids" para obtener más información sobre las mariposas.

- **Matemáticas**
  - **Dibujos de mariposas y operaciones de suma de mariposas hasta 10 usando contadores:** dibuja mariposas para que coincidan con la ecuación / oración numérica en la parte inferior de la página. Complete la ecuación escribiendo la suma en la línea. Completa las ecuaciones en la página de suma de mariposas. ¡Usa los contadores de mariposas del lunes para ayudarte a juntar tus números para encontrar la suma!
  - **Videos suplementarios:** visita www.youtube.com y busque "Jack Hartmann count to 100" para practicar contar y "Jack Hartmann number pairs 8" para practicar haciendo 8.

Name: _____

Sentence Match

Highlight the sentence that matches the picture.

	I have a mug.
	The pig is in the mud.
	The cub is in the hut.
	The cup is in the sun.
	I am on the bus.
	The bug is on the rug.
	I sat in the tub.
	My dad can cut.
	It is hot in the sun.
	I can run in the mud.

Butterfly, Butterfly

Butterfly egg, butterfly egg, what will you be?

I will be a caterpillar,
soon you will see.

Caterpillar, caterpillar, what will you be?

I will be a chrysalis, soon you will see.

Chrysalis, chrysalis,
what will you be?

I will be a butterfly,
soon you will see!

Butterfly Glossary



Draw  to solve this equation.

3+5= _____

Add to solve these equations.
Use your butterfly counters to help you.



3+5=_____ 2+7=_____ 5+1= _____

8+2=_____ 4+3=_____ 4+4= _____

7+2=_____ 2+4=_____ 0+6= _____

7+3=_____ 8+1= _____ 5+5= _____

Thursday, May 21st:

- **Reading & Writing:**
  - **CVC Scramble:** Say the picture. Stretch the sounds you hear in each word and write the 3 sounds you hear. Use the letters to help you unscramble the word!
  - **High Frequency Word Practice (at the back of the remote learning packet):** Use the flashcards to practice Trimester 1, 2 and 3 sight words.
  - **Butterfly, Butterfly:** Reread Aloud "Butterfly, Butterfly". Read to several people in your family! Use this color code to find and highlight sight words in the book: what=yellow, will=green, you=blue, see=orange
  - **Supplemental Videos:** Visit www.youtube.com and search "From Caterpillar to Butterfly" for a good read aloud story!
- **Math:**
  - **Butterfly Drawings & Butterfly Facts to 10 using Counters:** Draw butterflies to match the equation/number sentence at the bottom of the page. Complete the equation by writing the sum on the line. Complete the equations on the butterfly addition page. Use the butterfly counters from Monday to help you put your numbers together to find the sum!
  - **Supplemental videos:** Visit www.youtube.com and search "Jack Hartmann count to 100" for counting practice and "Jack Hartmann number pairs 9" for practice making 9.

Jueves, 21 de mayo :

- **Lectura y escritura:**
  - **Descifre CVC (Consonante Vocal Consonante):** Diga la imagen. Estire los sonidos que escucha en cada palabra y escriba los 3 sonidos que escucha. ¡Usa las letras para descifrar la palabra!
  - **Práctica de palabras de alta frecuencia (en la parte posterior del paquete de aprendizaje remoto):** Use las tarjetas para practicar las palabras de uso frecuente del Trimestre 1 - 3.
  - **Mariposa, mariposa:** Vuelva a leer en voz alta "Mariposa, Mariposa". ¡Lee a varias personas en tu familia! Use este código de color para buscar y resaltar palabras comunes en el libro: what = amarillo, will = verde, you = azul, see = naranja
  - **Videos suplementarios:** Visitar www.youtube.com y busque "From Caterpillar to Butterfly" para una buena lectura en voz alta.

- **Matemáticas:**
  - **Dibujos de mariposas y operaciones de suma de mariposas hasta 10 usando contadores:** dibuja mariposas para que coincidan con la ecuación / oración numérica en la parte inferior de la página. Complete la ecuación escribiendo la suma en la línea. Completa las ecuaciones en la página de suma de mariposas. ¡Usa los contadores de mariposas del lunes para ayudarte a juntar tus números para encontrar la suma!
  - **Videos suplementarios:** visita www.youtube.com y busque "Jack Hartmann count to100" para practicar contar y "Jack Hartmann number pairs 9" para practicar haciendo 9.

Name: _____

Short u

CVC Scramble

Say the picture name, unscramble the letters, write the word.

Say it	Unscramble it	Write it
	n s u	
	u b g	
	r n u	
	s u b	
	u b n	
	g r u	

Draw  **to solve this equation.**

8+1= _____

Add to solve these equations.
Use your butterfly counters to help you.



5+5=_____ 2+6=_____ 5+3= _____

7+2=_____ 4+4=_____ 2+4= _____

8+2=_____ 5+4=_____ 3+6= _____

4+3=_____ 8+0=_____ 1+5= _____

Friday, May 22nd:

- **Reading & Writing:**
  - **CVC Vowels:** Say the picture. Stretch the sounds you hear in each word and color the picture using the color code at the top of the page. Listen for the middle vowel sound!
  - **High Frequency Word Practice (at the back of the remote learning packet):** Use the flashcards to practice Trimester 1, 2 and 3 sight words.
  - **Butterfly Life Cycle:** Cut out the Butterfly Lifecycle pictures and glue them into the butterfly wing in the correct order. Share your completed work with someone in your home!
- **Math:**
  - **Butterfly Drawings & Addition Fluency:** Draw butterflies to make your own equations and write the equation to match. Complete the equations on the butterfly addition page. Use the butterfly counters from Monday to help you put your numbers together to find the sum!
  - **Supplemental videos:** Visit www.youtube.com and search "Jack Hartmann count to 100" for counting practice and "Jack Hartmann number pairs 10" for practice making 10.
- **Summary:**
  - Send your child's teacher a picture of their completed work from the week. Use the communication chart above.

Viernes, 22 de mayo:

- **Lectura y escritura:**
  - **Vocales CVC (Consonante Vocal Consonante):** Diga la imagen. Estira los sonidos que escuchas en cada palabra y colorea la imagen usando el código de color en la parte superior de la página. ¡Escucha el sonido de las vocales medias!
  - **Práctica de palabras de alta frecuencia (en la parte posterior del paquete de aprendizaje remoto):** Use las tarjetas para practicar las palabras de uso frecuente del Trimestre 1 - 3.
  - **Ciclo de vida de la Mariposa**: Recorta las imágenes del ciclo de vida de la mariposa y pégalas en el ala de la mariposa en el orden correcto. ¡Comparta su trabajo completado con alguien en su hogar!
- **Matemáticas:**
  - **Dibujos de mariposas y fluidez de suma:** dibuje mariposas para hacer sus propias ecuaciones y escriba la ecuación para que coincida. Completa las ecuaciones en la página de suma de mariposas. ¡Usa los contadores de mariposas del lunes para ayudarte a juntar tus números para encontrar la suma!
  - **Videos suplementarios:** visita www.youtube.com y busque "Jack Hartmann count to100" para practicar contar y "Jack Hartmann number pairs 10" para practicar haciendo 10.
- **Resumen:**
  - Envíe al maestro de su hijo una foto de su trabajo completado de la semana. Use el cuadro de comunicación de arriba.

Name: _____

CVC Vowels

Color the pictures by their middle vowel sound.

red a

green i

yellow e

blue o

pink u



A Butterfly's Life



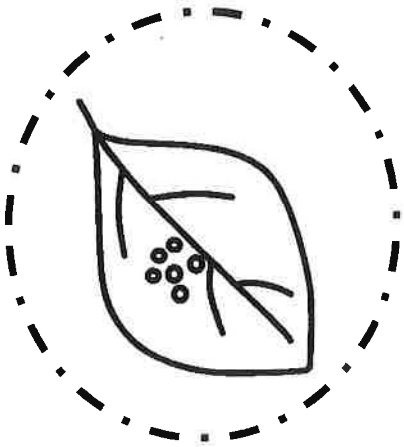



Cut out the life cycle circles. Glue the circles in the correct order on the butterfly. Color the butterfly.

A Butterfly's Life



Draw  **to solve this equation.**

_____ + _____ = _____

Write your own equation.
Draw a picture to match.

Add to solve these equations.
Use your butterfly counters to help you.



4+3=_____ 3+6=_____ 5+4= _____

7+1= _____ 2+5=_____ 6+4= _____

9+0=_____ 5+3=_____ 3+7= _____

3+3=_____ 8+1= _____ 1+6= _____

Tuesday, May 26th:

- **Reading & Writing:**
  - **CVC Rhymes:** Say the name of the pictures in each box. Color the pictures that rhyme.
  - **High Frequency Word Practice (at the back of the remote learning packet):** Use the flashcards to practice Trimester 1, 2 and 3 sight words.
  - **Very Hungry Caterpillar:** Read Aloud "The Very Hungry Caterpillar". Highlight the number words as you read, and remember to use the pictures and beginning sounds for help when you come to a tricky word! Color the pictures, too!
  - **Supplemental Videos:** Visit www.youtube.com and search "The Very Hungry Caterpillar by Eric Carle" for a read aloud version!
- **Math:**
  - **Making 10 Memory Game & Making 10 Practice Page:** This week you will be playing a game to practice making 10! Read through the "Making 10" I can page for game directions. Make sure you save your number cards for the game because you will repeat this activity tomorrow and Thursday. When finished with the game, complete the making 10 practice page.
  - **Supplemental videos:** Visit www.youtube.com and search "Jack Hartmann count to 100" for counting practice and "Jack Hartmann friends of 10" for practice making 10.

Martes, 26 de mayo:

- **Lectura y escritura:**
  - **Rimas CVC:** Diga el nombre de las imágenes en cada cuadro. Colorea las imágenes que riman.
  - **Práctica de palabras de alta frecuencia (en la parte posterior del paquete de aprendizaje remoto):** Use las tarjetas para practicar las palabras de uso frecuente del Trimestre 1 - 3.
  - **Oruga muy hambrienta:** Lea en voz alta "La oruga muy hambrienta". ¡Resalte las palabras numéricas mientras lee y recuerde usar las imágenes y los sonidos iniciales para obtener ayuda cuando llegue a una palabra difícil! ¡Colorea las imágenes también!
  - o **Videos suplementarios:** Visitar www.youtube.com y busque "The Very Hungry Caterpillar by Eric Carle" para leer una versión en voz alta.

- **Matemáticas :**
  - **Haciendo10 Juego de Memoria & Haciendo 10 Página de práctica: ¡** Esta semana jugarás un juego para practicar hacer 10! Lea la página "Hacer 10" que puedo encontrar para obtener instrucciones del juego. Asegúrese de guardar sus tarjetas de números para el juego porque repetirá esta actividad mañana y jueves. Cuando termine con el juego, complete la página de práctica de haciendo hasta el 10.
  - **Videos suplementarios:** visita www.youtube.com y busque "Jack Hartmann count to 100" para practicar contar y "Jack Hartmann friends of 10" para practicar haciendo 10.

Name: _____

CVC Rhymes

Color the rhyming pictures in each box.

The Very Hungry Caterpillar
by Eric Carle



(an adaptation)

On Sunday…



On Monday, he ate one apple.



On Tuesday, he ate two pears.



On Wednesday, he ate three plums.



On Thursday, he ate four strawberries.



On Friday, he ate five oranges.



On Saturday, he ate…



Then, he did not feel good.

When it was Sunday again, he ate one green leaf and felt better.



He is not hungry at all!

And now, he is a BIG caterpillar.



Making 10

(Memory Match Game)

I can...

1. Cut out and lay the number cards face down.

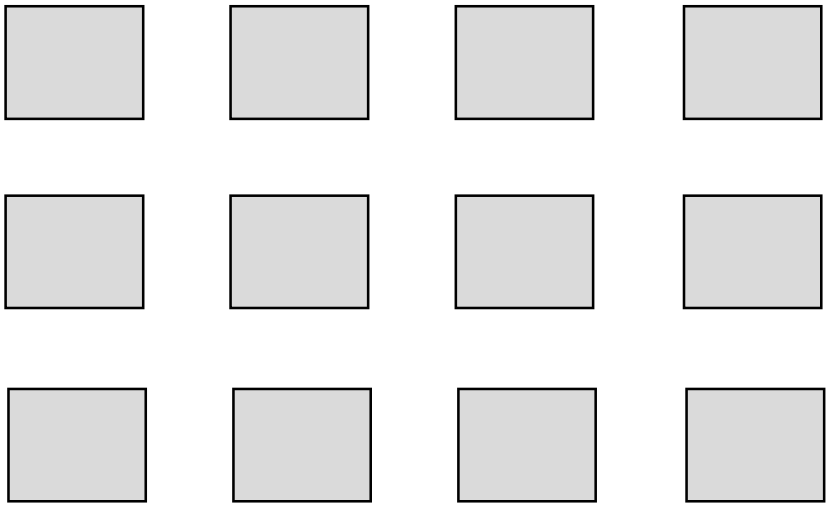

2. Turn two cards over and see if they make 10. If they do, that's a MATCH. Keep your matches and see who gets the most at the end!

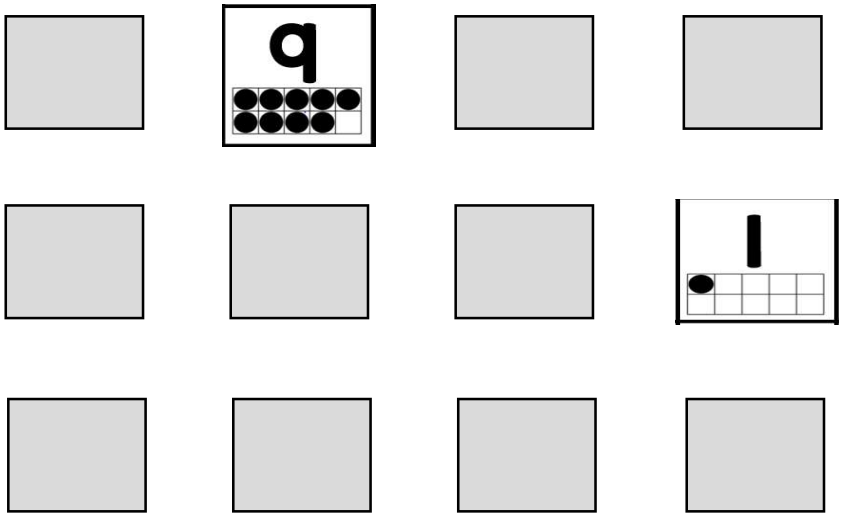

9+1=10
That is a MATCH!

3. After the game is over, you can write equations to show your matches.

Ex: 9+1=10
2+8=10
4+6=10

Making 10 Memory Match Game Cards



Making 10 Memory Match Game Cards



Fill in the ten frame with dots to make 10.

Making 10

4 + = 10

7 + = 10

2 + = 10

5 + = 10

Quick Review:

6+3= _____ 7+2= _____ 5+2= _____ 8+1= _____

4+5= _____ 3+3= _____ 4+3= _____ 2+6= _____

Wednesday, May 27th:

- **Reading & Writing:**
  - **Missing Words:** Read each sentence use the picture to help you decide what word is missing. Write the missing word. Use the word bank at the top of the page to help you!
  - **High Frequency Word Practice (at the back of the remote learning packet):** Use the flashcards to practice Trimester 1, 2 and 3 sight words.
  - **I Know About Butterflies writing:** Write something you learned about Butterflies these last few days. Remember to begin your sentence with an uppercase letter, use finger spaces, and add lots of details! Stretch your words and write the sounds you hear…be a Smartie Speller! Draw a picture to match your sentence.
  - **Supplemental Videos:** Visit www.youtube.com and search "The Very Hungry Caterpillar by Eric Carle" for a read aloud version!
- **Math:**
  - **Making 10 Memory Game & Making 10 Practice Page:** Play the Making 10 Memory game from yesterday again! When finished with the game, complete the making 10 practice page.
  - **Supplemental videos:** Visit www.youtube.com and search "Jack Hartmann count to 100" for counting practice and "Jack Hartmann friends of 10" for practice making 10.

Miércoles 27 de Mayo:

- **Lectura y escritura:**
  - **Palabras faltantes:** Lea cada oración, use la imagen para ayudarlo a decidir qué palabra falta. Escribe la palabra que falta. ¡Usa el banco de palabras en la parte superior de la página para ayudarte!
  - **Práctica de palabras de alta frecuencia (en la parte posterior del paquete de aprendizaje remoto):** Use las tarjetas para practicar las palabras de uso frecuente del Trimestre 1 - 3.
  - **Lo que Sé sobre la escritura de las Mariposas:** escribe algo que aprendiste sobre las mariposas en los últimos días. ¡Recuerde comenzar tu oración con una letra mayúscula, usa espacios con tus dedos y agrega muchos detalles! Estira tus palabras y escribe los sonidos que escuchas ... ¡sé un Deletreador Inteligente! Haz un dibujo que coincida con tu oración.
  - **Videos suplementarios:** Visitar www.youtube.com y busque "The Very Hungry Caterpillar by Eric Carle" para leer una versión en voz alta.

- **Matemáticas:**
  - **Haciendo 10 Juego de Memoria & Haciendo 10 pagina de Practica:** ¡Vuelve a jugar el juego de memoria Haciendo 10 de ayer! Cuando termines con el juego, completa la página de práctica de haciendo hasta 10.
  - **Videos suplementarios:** visita www.youtube.com y busque "Jack Hartmann count to 100" para prácticar contar y "Jack Hartmann friends of 10" para practicar haciendo 10.

Name: _____

Missing Words

Fill in the missing words to complete the sentences.

dad	bug	hit	dog	hen



I can see a _____ .



I like to play with my _____ .

My _____ went to bed.



It is a little _____ .

I can _____ the ball.



I Know About Butterflies

Fill in the ten frame with dots to make 10.

Making 10

3

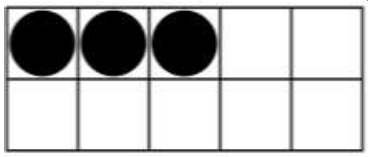

+ = 10

9



+ = 10

1

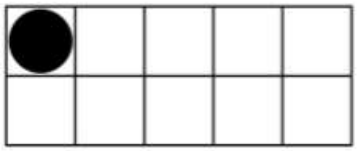

+ = 10

8

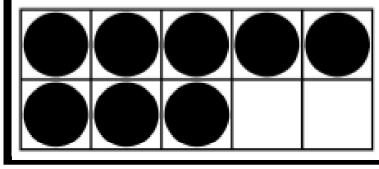

+ = 10

Quick Review:

5+3= _____ 8+2= _____ 6+2= _____ 8+0= _____

4+2= _____ 3+6= _____ 7+3= _____ 2+7= _____

Thursday, May 28th:

- **Reading & Writing:**
  - **CVC Pictures:** Read each sentence and decide which one matches the picture. Color the picture to match what you read!
  - **High Frequency Word Practice (at the back of the remote learning packet):** Use the flashcards to practice Trimester 1, 2 and 3sight words.
  - **Butterfly Directed Drawing:** Follow the directions to draw your own butterfly! Color nicely, and label 2 parts of the Butterfly (wings, spots, etc.). Remember to stretch the sounds in your words and write what you hear…be a Smartie Speller!
- **Math:**
  - **Making 10 Memory Game & Making 10 Practice Page:** Play the Making 10 Memory game from Tuesday again! When finished with the game, complete the making 10 practice page.
  - **Supplemental videos:** Visit www.youtube.com and search "Jack Hartmann count to 100" for counting practice and "Jack Hartmann Friends of 10" for practice making 10.

Jueves, 28 de mayo :

- **Lectura y escritura:**
  - **Imágenes de CVC(Consonante Vocal Consonante):** Lea cada oración y decida cuál coincide con la imagen. ¡Colorea la imagen para que coincida con lo que lees!
  - **Práctica de palabras de alta frecuencia (en la parte posterior del paquete de aprendizaje remoto):** Use las tarjetas para practicar las palabras de uso frecuente del Trimestre 1 - 3.
  - **Dibujo Dirigido de Mariposa:** ¡Sigue las instrucciones para dibujar tu propia mariposa! Colorea bien y etiqueta 2 partes de la mariposa (alas, manchas, etc.). Recuerda estirar los sonidos en las palabras y escribir lo que escuchas ... ¡se un Deletreador Inteligente (Smartie Speller)!
- **Matemáticas:**
  - **Haciendo 10 Juego de Memoria & Haciendo 10 pagina de practica:** ¡Vuelve a jugar el juego de memoria haciendo 10 del martes! Cuando termines con el juego, completa la página de práctica de haciendo 10.
  - **Videos suplementarios:** visita www.youtube.com y busque "Jack Hartmann count to 100" para practicar contar y "Jack Hartmann Friends of 10" para practicar haciendo 10.

Name: _____

CVC Pictures

Read the sentence and color the matching picture.



I see a cup.



I see a pin.

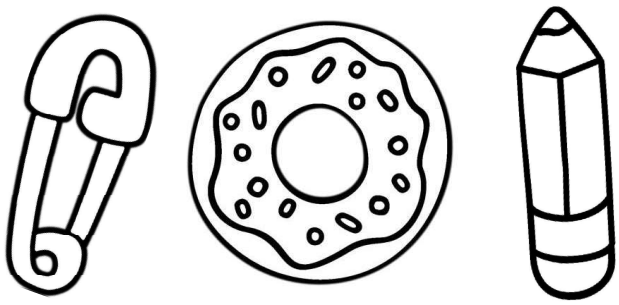

I see a rat.



I see a jet.



I see a mop.

I see a cap.



I see a sun.



I see a zip.

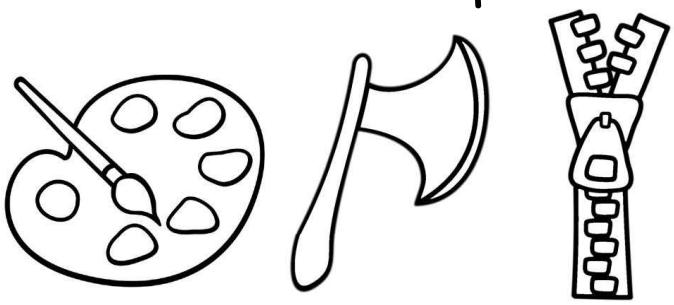

Name:

4-Step Directed Drawings: Butterfly

❶

❷



❸



❹



© Annie Moffatt @ The Moffatt Girls 2020

Fill in the ten frame with dots to make 10.

Making 10

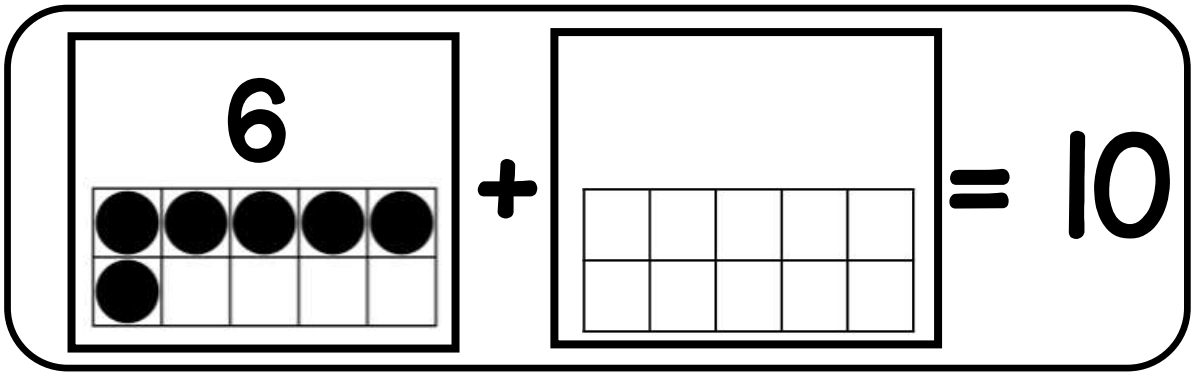

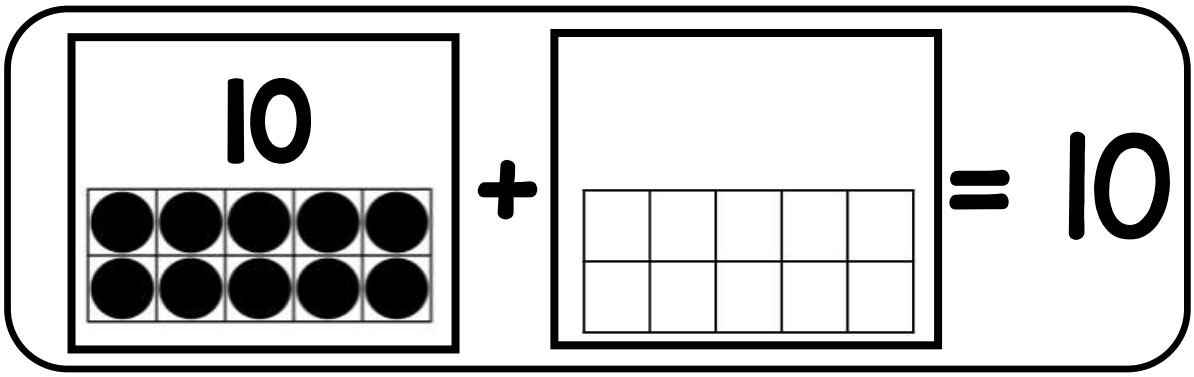

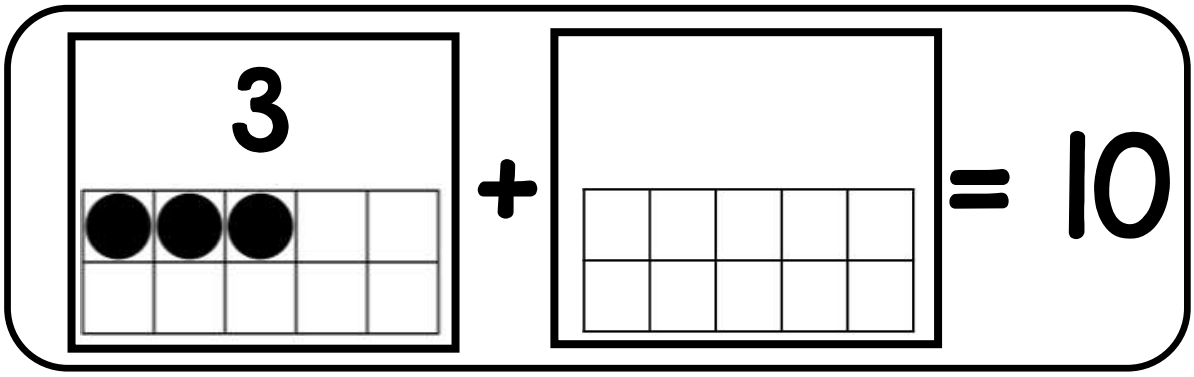

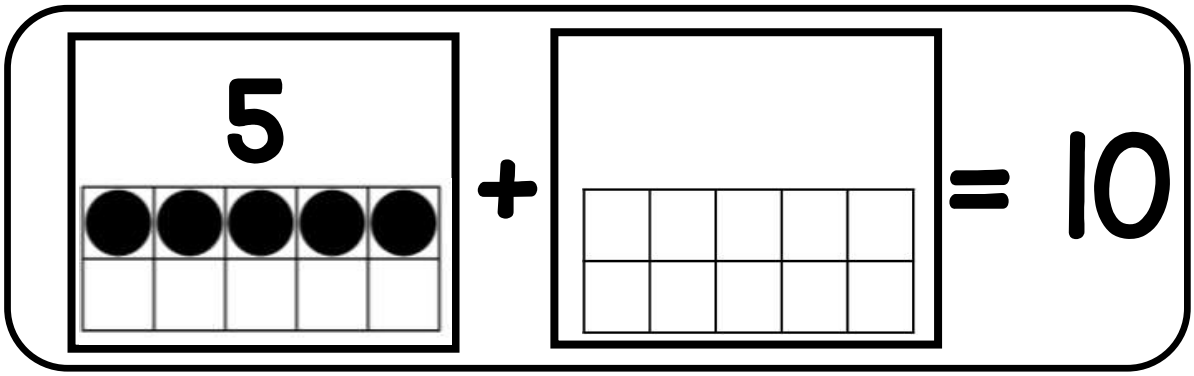

Quick Review:

5+1 = _____ 6+2=_____ 4+2= _____ 9+0= _____

7+2=_____ 3+5=_____ 7+1 = _____ 2+8= _____

I	a
am	can
the	at
little	in
to	it

have	we
is	my
on	like
up	dad
and	mom

red	purple
orange	pink
yellow	black
green	white
blue	brown

he	me
for	with
got	she
not	will
play	your

see	they
look	you
looking	of
into	day
went	down

are	one
that	two
do	three
her	four
all	five

here	away
go	over
from	back
this	who
want	be

what	where
said	come
was	did
yes	as
no	by

Steger Primary Center Home Learning Fine Arts Choice Board - May 18- May 29

Complete at least 1 activity each day. Cross off the activity after you complete it.

Non Electronic:

Resource/RTI: • Write out the steps to get ready for school • Write sentence on your favorite stuffed animal • Practice working on letters and sounds. • Practice writing and reading cvc words. • Practice reading and writing sight words. • Work on number recognition and counting. • Practice addition and subtraction facts.	**Art:** with the supplies you have • Make a picture of the American flag in honor of Memorial Day. • Challenge -Tape a piece of paper under your table. Lie down on your back and make a picture. • *Make a picture of a hot air balloon using lots of different lines, colors and patterns. • *Use found items in your home to make a summer picture with real texture.	**P.E./Health:**Make a locomotor movement pattern obstacle course. • Use Chalk, Tape, or water bottles on the ground outside to make straight, curved, zigzag lines. • Draw circles for hopping stones • Draw horizontal lines to jump over • Walk, run, hop, jump, slide, gallop & skipping • Get creative, make your own, and get moving. **Examples:** www.youtube.com/watch?v=21Nw7wT3wJ8 www.youtube.com/watch?v=PfKDX_eUUdI
Technology/STEM/STEAM: • Build a wall with cereal boxes • Make a robot with items such as legos, straws, toys, paper, cups, candy, etc. • Print and fill in this coloring keyboard Color me keyboard	**Library/Title:** • Read to someone and discuss what happen in the story • Practice writing letters and/or sight words on paper with different color crayons • List 5 words that rhyme with "Cat"	**Speech:** • Name 3 items in a category. • List as many things as you can think of to take on a picnic. • Take turns in your family doing different actions and put it in a sentence (I am jumping).
Social Emotional Learning: • Perform 2 acts of kindness. Talk about how it made you feel. • Draw a picture of yourself. Write or draw three things you are good at. • Write out your ABC's. Next, write as many feeling words as you can for each letter of the alphabet. • View and Print this choice board	**OT/PT:** • Walk heel-toe down the hallway. Try to stop and balance in heel-toe position for a count of 15 or 20, or even longer. • Color strips of paper different colors, snip the strips into small pieces, make some squares, rectangles, and triangles. Glue the pieces to another paper to make a mosaic design	**Music:** • Draw a picture of how a song makes you feel • Sing your favorite song • Make a happy song

Electronic:

Resource/RTI: • Spellingcity.com Try a Sample Game • Abcmouse.com	**Art:** • Go to KinderArt.com and find some Memorial day art lessons • Artforkidshub.com on youtube. Find some summer themed art lessons to draw	**P.E./Health:** Summer Safety Guides • Use the websites provided to discuss summer safety guidelines and rules to keep your family active and safe during the summer • classroom.kidshealth.org/classroom/prekto2/personal/fitness/summer.pdf • kidshealth.org/en/kids/center/safety-center.html (articles available in Espanol)
Technology/STEM/STEAM: • www.typingclub.com/kids-typing Sign up as free individual student	**Library/Title:** • Storylineonline.net • Youtube stories being read by authors • Teachyourmonstertoread.com	**Speech:** • Youtube "speech language beyond" watch one of her videos • https://www.quia.com/pages/havemorefun.html
Social Work: • Yoga online: cosmickids.com • GoNoodle FLOW videos	**OT/PT:** • You tube "kids yoga" • Therapyfunzone.net • https://theinspiredtreehouse.com/occupational-and-physical-therapy-home-program-activities/ • More OT/PT fun on pre-K choice board	**Music:** • musiclab.chromeexperiments.com • GoNoodle.com • Watch Disney "Little Einsteins" episodes

Student Name: _____ Parent/Guardian Signature: _____

Summer Fun!

Here are some activities to encourage learning and fun this summer.

If you picked up the paper packet and would like quick access to these links...
Go to www.sd194.org
Click on Parent Resources
Click on Home Learning
Click on Pre-K, Kindergarten, or 1st Grade
Click on Home Learning Packet

Websites:

www.abcmouse.com **Pre-K Login**: pk@sd194.org steger **Kindergarten Login:** k@sd194.org steger **First Grade Login**: first@sd194.org steger1	www.abcya.com	www.funbrainjr.com
	www.sheppardsoftware.com	www.pbskids.com
	www.starfall.com	www.disneynow.com
	www.splashlearn.com	www.gonoodle.com
	www.funbrain.com	www.lalilo.com
	www.nasa.gov/kidsclub	www.funenglishgames.com
	www.zearn.org - free trial	www.dreambox.com - free trial

YouTube Channels: Printable list of YouTube channels

- Jack Hartmann: www.youtube.com/user/JackHartmann
- Numberrock: www.youtube.com/channel/UCt9SZgFExNwWTH5T_JnyF-A
- Peekaboo Kids: www.youtube.com/user/Peekaboo
- Kids TV 123: www.youtube.com/user/KidsTV123
- Rock N' Learn: www.youtube.com/user/rocknlearn
- Learning Time Fun: www.youtube.com/channel/UCrn2os2qS5kbrdLHtVxCBuQ
- Blippi: www.youtube.com/user/BlippiVideos
- Art Hub: www.youtube.com/user/ArtforKidsHub
- SciShowKids: www.youtube.com/user/scishowkids/videos
- Crash Course Kids: www.youtube.com/user/crashcoursekids/videos

Digital Books/Stories:

www.storylineonline.net	www.storiestogrowby.org/audio-stories	www.tumblebooklibrary.com **Login:** stegerpc reads
www.storynory.com	Youtube "Book Title" Read Aloud (Pete the Cat Read Aloud, Clifford Read Aloud, Children Bedtime Story Read Aloud, Dr. Seuss Read Aloud, etc)	

Apps:

Abc Mouse	Prodigy	You Tube Kids	Kodable
Teach Monster to Read	Moose Math	BrainPOP JR	Scratch and Scratch JR
Khan Academy Kids	Monster Math	Jigsaw Puzzle	Pet Bingo
Socratic	Go Noodle Kids	Glow Coloring	ABC Ninja

Starfall	Osmo	Kid Draw, Doodle	Letter School

To view and/or print the following activities:

Go to www.sd194.org
Click on Parent Resources
Click on Home Learning
Click on Pre-K, Kindergarten, or 1st Grade
Click on Home Learning Packet
Scroll down to this page on and click on the link

Printable Activities:

Indoor Scavenger Hunt 1 Indoor Scavenger Hunt 2 Indoor Scavenger Hunt 3	Outdoor Scavenger Hunt 1 Outdoor Scavenger Hunt 2 Outdoor Scavenger Hunt 3	Covid-19 Time Capsule 1 Covid-19 Time Capsule 2
Reading Comprehension	Sequencing: Informative Writing	Sequencing: Narrative Writing
Youtube Channels	Flash Cards: Math, CVC, Yoga, Letters, Shapes, Sight Words, etc.	

Daily Lessons/ Calendars/ Extra Activities:

Summer Fun Pre-K- Grade 1	Physical Activity Calendar	Calendar of Daily Activities
Summer Fun 2 Grade 1- Grade 2	STEM Activities	Summer Gross Motor Skills
Yoga and Literacy	Speech- Sima	Physical Health Choice Board
Speech Language- King	Speech Articulation- King	Social Work

I Can Tic-Tac-Toe

Choose 4 activities to do to make a tic-tac-toe.

Make as many tic-tac-toes as you can.

I can sing my ABCs 2 times.	I can write my first and last name.	I can count to 25.	I can read a book.	
I can think of 5 words that rhyme with hat.	I can count the syllables in my name.	I can name 3 types of weather.	I can count the letters in my name.	
I can name the vowels.	I can count backwards from 10.	I can retell my favorite story.	I can name 3 things that begin with the letter b.	
I can skip count by 5's to 25.	I can read 10 sight words.	I can write about myself.	I can write the alphabet.	

H. Dinh © 2014

OUTDOOR LEARNING CHOICE BOARD

Mark an X on the square each time you complete an activity.

Create a life-size person on your lawn using objects found in your backyard.	Gather twigs or pebbles. Use them to solve these problems: 3 + 4 = 6 + 2 =	Go on a heart hunt looking for objects in nature that are shaped like hearts.	Lay on your back and do some cloud watching. What pictures do you see in the clouds?	Find an object outdoors and make up a story about it. Begin with 'Once upon a time.'
Find a puddle. Use it to test objects to see if they float or sink.	Bring a ruler or measuring tape outdoors and measure objects in your yard.	Write your sight words using a stick in the dirt or with sidewalk chalk.	Take an egg carton collection walk and fill each egg cup with a cool natural treasure.	'Paint' things with water and a paintbrush. Which objects absorb the water better?
Move like an animal in each location: North: jump South: crawl East: slither West: fly	Choose a letter of the alphabet. Find 5 things outdoors that begin with that letter.	Find some rocks and try to stack them. How many can you stack before they fall?	Count the number of windows on your house. Is it an odd even number?	Create an obstacle course using balls, hoops, benches, logs, pool noodles, boards, etc.
Collect sticks and use them to create an outdoor maze.	Collect 10 objects from your backyard. Sort them by color, shape, and size.	Create your name using things you find in your backyard such as sticks and leaves.	Look for shadows on your driveway and trace them with sidewalk chalk.	Hunt for sticks and arrange them in order from shortest to longest.
Read a story outdoors.	Find objects outdoors that are smaller, larger and the same size as your hand.	Bring playdough outdoors and use it to make imprints of bark, leaves, and rocks.	Hunt for shapes in nature. Can you find a circle, square, triangle, and rectangle?	Play a game of I Spy.

©Jackie Clarke Roots & Wings

Outdoor Gross Motor Activities

- Make a hopscotch course with chalk. Stick to the classic pattern or get creative! Different colors might mean right foot, left foot, jump with your eyes closed, switch directions, jump backwards, etc.
- Use chalk to make an obstacle course for bikes, scooters, etc.
- When you're done with your chalk, use a hose or a spray bottle and rag to wash it away. Either method will require some core work!
- Set up empty milk cartons or cereal boxes and use them as bowling pins or targets to throw/kick/roll a ball to.
- Set up targets on the ground (paper plates, hula hoops, frisbees, etc.) and have a contest to see who can toss a bean bag the closest to each target. Tip: make your own bean bags by filling a sandwich/snack-size plastic bag with rice or beans! Tape the top closed for extra security.
- Create an easy scavenger hunt and take a walk around a park, the beach, your neighborhood, etc. and see how many items you can find.
- Use a paint brush and bucket of water to "paint" the sidewalk, the house, any surface that will change color once wet!
- Water balloon toss to targets, or have a water balloon fight! Another fun game is trying to balance your water balloon on a spoon, and try not to drop it while walking to another location.
- Take a trip to a playground!
- See how many natural balance beams you can find! Curbs or cracks in pavement, or create your own with blocks or books.
- Practice your animal walks through the grass, or under the sprinkler! Download a full list of animal walks for free from: https://www.teacherspayteachers.com/Store/Pediatricphysicaltherapy
- At the pool:
  - Toss a hula hoop into the water and try to jump into it. Each time, toss it out a little further.
  - Push a beach ball from one end to the other, make it a race!
  - Inflate a balloon and toss it up, see how long you can keep it in the air without touching the water.

Steger Primary Center Aprendizaje en el hogar Fine Arts Choice Board - 18 al 29 de mayo

Completa al menos 1 actividad cada día. Tacha la actividad después de completarla.

No electrónico:

Recurso / RTI: ● Escriba los pasos para prepararse para la escuela ● Escriba una oración sobre su animal de peluche favorito ● Practique trabajando en letras y sonidos. ● Practica escribir y leer palabras de cvc. ● Practica leer y escribir palabras a primera vista. ● Trabajar en el reconocimiento de números y contar. ● Practica operaciones de suma y resta.	**Arte:** con los suministros que tiene ● Haga una foto de la bandera estadounidense en honor del Día de los Caídos. ● Desafío: pegue un pedazo de papel debajo de la mesa. Acuéstate boca arriba y haz una foto. ● * Haz una fotografía de un globo aerostático usando muchas líneas, colores y patrones diferentes. ● * Use los artículos encontrados en su hogar para hacer una foto de verano con textura real.	**Educación Física / Salud:**Haga una carrera de obstáculos del patrón de movimiento locomotor. ● Use tizas, cintas o botellas de agua en el suelo para hacer líneas rectas, curvas y en zigzag. ● Dibuja círculos para saltar piedras ● Dibuja líneas horizontales para saltar ● Camina, corre, salta, salta, desliza, galopa y salta ● Sé creativo, crea el tuyo y ponte en movimiento. **Ejemplos:** www.youtube.com/watch?v=21Nw7wT3wJ8 www.youtube.com/watch?v=PfKDX_eUUdI
Tecnología / STEM / STEAM: ● Construya una pared con cajas de cereal ● Haga un robot con elementos como legos, pajitas, juguetes, papel , tazas, dulces, etc. ● imprimir y rellenar este tecladocolorear tecladocolor me	**Biblioteca / Título:** ● Leer para alguien y discutir lo que sucede en lahistoria ● práctica de escribirletras y / o palabras de vista sobre papel con lápices de colores diferentes ● Lista 5 palabras que riman con el"Gato"	**discurso:** ● Nombre 3 elementos en una categoría. ● Haz una lista de todas las cosas que puedas imaginar para hacer un picnic. ● Túrnense en su familia haciendo diferentes acciones y póngalas en una oración (estoy saltando).
Aprendizaje social y emocional: ● realiza 2 actos de bondad. Habla sobre cómo te hizo sentir. ● Haz un dibujo de ti mismo. Escribe o dibuja tres cosas en las que eres bueno. ● Escribe tu ABC. Luego, escribe tantas palabras de sentimiento como puedas para cada letra del alfabeto.	**OT / PT:** ● Camine con los talones por el pasillo. Intente detenerse y mantener el equilibrio en la posición del talón del pie durante un conteo de 15 o 20, o incluso más. ● Colorea tiras de papel de diferentes colores, corta las tiras en pedazos pequeños, haz algunos cuadrados, rectángulos y triángulos. Pega las piezas a otro papel para hacer un diseño de mosaico	**Música:** ● dibuja una imagen de cómo una canción te hace sentir ● Canta tu canción favorita ● Haz una canción feliz

Electrónica:

Recurso / RTI: ● Spellingcity.com Prueba un juego de muestra ● Abcmouse.com	**Art:** ● Go a KinderArt.com y encuentre algunas lecciones de arte del Memorial Day ● Artforkidshub.com en youtube. Encuentre algunas lecciones de arte temáticas de verano para dibujar	**Educación Física / Salud:** Guías de seguridad de verano ● Use los sitios web proporcionados para discutir las pautas y reglas de seguridad de verano para mantener a su familia activa y segura durante el ● aula de verano.kidshealth.org/classroom/prekto2/personal/fitness/ summer.pdf ● kidshealth.org/en/kids/center/safety-center.html (artículos disponibles en español)
Tecnología / STEM / STEAM: ● www.typingclub.com/kids-typing Regístrese como estudiante individual gratuito	**Biblioteca / Título:** ● Storylineonline.net Historias de ● Youtube que están siendo leídas por los autores ● Teachyourmonstertoread.com	**Discurso:** ● Youtube "lenguaje del habla más allá" mira uno de sus videos ● www.quia.com/pages/havemorefun
Trabajo social: ● Yoga en línea: cosmickids.com ● GoNoodle FLOW videos	**OT / PT:** ● You tube "kids yoga" ● Therapyfunzone.net ● https://theinspiredtreehouse.com/occupational-and-physical-therapy-home-program-activities/ ● Más OT / Diversión PT en el tablero de elección de pre-K	**Música:** ● musiclab.chromeexperiments.com ● GoNoodle.comepisodios de ● Mira losDisney "Little Einsteins"

Nombre del estudiante: _____ Parent / Guardia n Firma: _____

¡Diversión de verano!

Aquí hay algunas actividades para alentar el aprendizaje y la diversión este verano.

Si recogió el paquete de papel y desea acceder rápidamente a estos enlaces ...
Vaya a www.sd194.org
Haga clic en Recursos para padres
Haga clic en Aprendizaje en el hogar
Haga clic en Pre-K, Kindergarten o 1er grado
Haga clic enpaquetes de aprendizaje en el hogar

Sitios web de:

www.abcmouse.com **Pre-K Login**: pk@sd194.org steger **Kindergarten Login:** k@sd194.org inicio de **sesión de primer grado de**: stegerfirst@sd194.org steger1	www.abcya.com	www.funbrainjr.com
	www.sheppardsoftware.com	www.pbskids.com
	www.starfall.com	www.disneynow.com
	www.splashlearn.com	www.gonoodle.com
	www.funbrain.com	www.lalilo.com
	www.nasa.gov/kidsclub	www.funenglishgames.com
	www.zearn.org - prueba gratuita	www.dreambox.com - prueba gratuita

Canales de YouTube: Lista imprimible de canales de YouTube

- Jack Hartmann: www.youtube.com/ usuario / JackHartmann
- Numberrock: www.youtube.com/channel/UCt9SZgFExNwWTH5T_JnyF-A
- Peekaboo Kids: www.youtube.com/user/Peekaboo
- Kids TV 123: www.youtube.com/user/KidsTV123
- Rock N 'Learn: www.youtube. com / user / rocknlearn
- Tiempo de aprendizaje Diversión: www.youtube.com/channel/UCrn2os2qS5kbrdLHtVxCBuQ
- Blippi: www.youtube.com/user/BlippiVideos
- Art Hub: www.youtube.com/user/ArtforKidsHub
- SciShowKids: www.youtube.com/user/scishowkids/videos
- Crash Course Kids: www.youtube.com/user/crashcoursekids/videos

Libros digitales / Historias:

www.storylineonline.net	www.storiestogrowby.org/audio-stories	www.tumblebooklibrary.com **Inicio de sesión:** stegerpc lee
www.storynory.com	Youtube "Título del libro" Lea en voz alta (Pete the Cat Lea en voz alta, Clifford Lea en voz alta, Niños Bedtime Story Lea en voz alta, Dr. Seuss Lea en voz alta, etc.)	

Aplicaciones:

Abc Mouse	Prodigy	You Tube Niños	Kodable
Enseñe a Monster a leer	Moose Math	BrainPOP JR	Scratch y Scratch JR
Khan Academy Kids	Monster Math	Jigsaw Puzzle	Pet Bingo
Socratic	Go Noodle Kids	Glow Coloring	ABC Ninja
Starfall	Osmo	Kid Draw, Doodle	Letter Escuela

Para ver y / o imprimir las siguientes actividades:

Vaya a www.sd194.org
Haga clic en Recursos para padres
Haga clic en Aprendizaje en el hogar
Haga clic en Pre-K, Kindergarten o 1er grado
Haga clic en Paquete de aprendizaje en el hogar
Desplácese hacia abajo a esta página y haga clic en el enlace

Actividades imprimibles:

Búsqueda 1 del tesoro interiorBúsqueda 2 del tesoro interiorBúsqueda del tesoro interior 3	Scavenger al aire libre caza 1 exterior Búsqueda del tesoro 2 al aire libre búsqueda del tesoro 3	Covid-19 Cápsula del Tiempo 1 Covid-19 Cápsula del Tiempo 2
Comprensión de lectura	Secuenciación:Informativo escritura	Secuenciación: Escritura Narrativa
CanalesYoutube	Tarjetasflash:matemáticas, CVC, Yoga, letras, formas, Sight Palabras, etc.	

Lecciones diarias / Calendarios / Actividades adicionales:

Diversión de verano Pre-K- Grado 1	Calendario de actividades físicas	Calendario de actividades diarias
Diversión de verano 2 Grado 1- Grado 2	Actividades de STEM	Habilidades motoras gruesas de verano
yoga y alfabetización	Discurso de- Sima	Physical Health Choice Table
Speech Language- King	Speech Articulation- King	Social Work

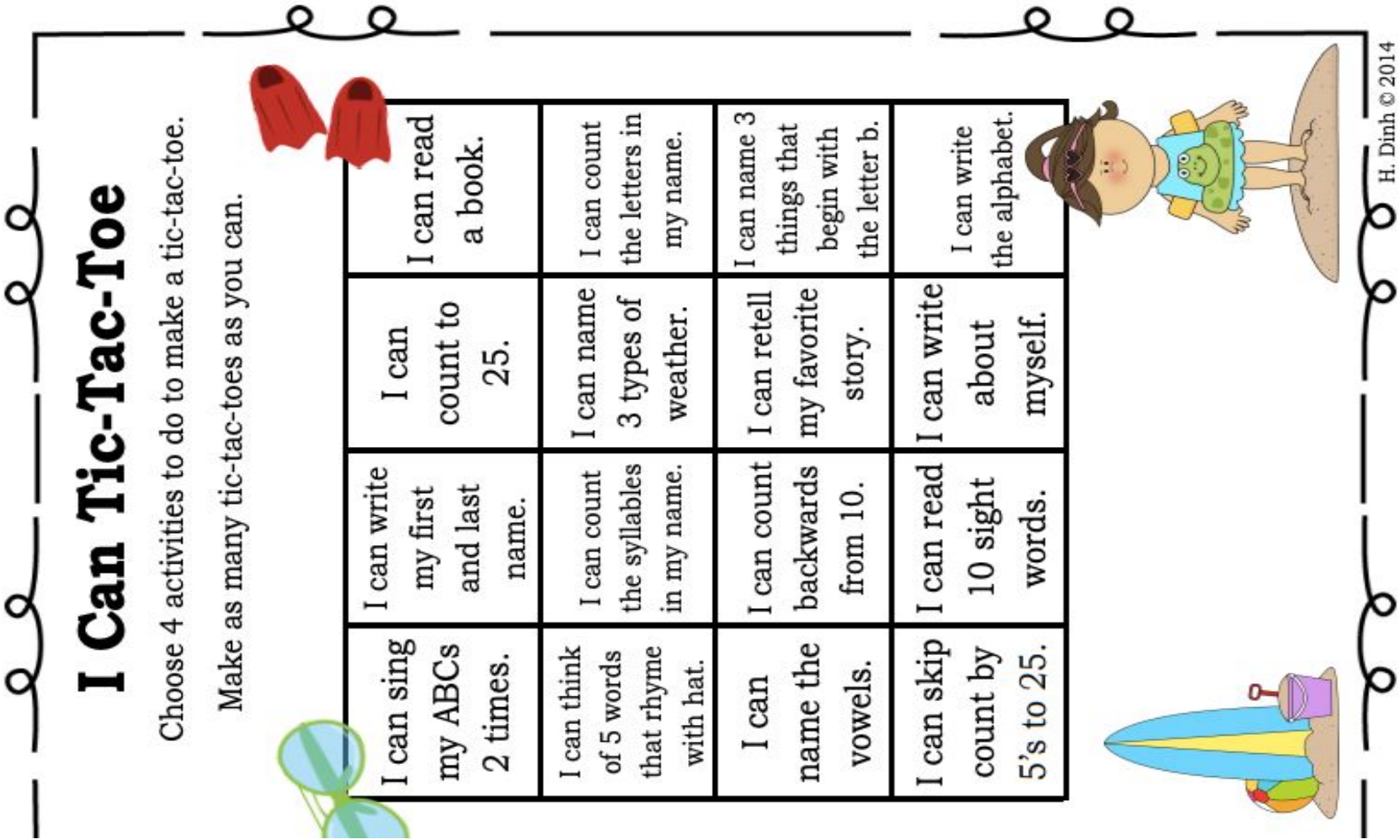

OUTDOOR LEARNING CHOICE BOARD

Mark an X on the square each time you complete an activity.

Create a life-size person on your lawn using objects found in your backyard.	Gather twigs or pebbles. Use them to solve these problems: 3 + 4 = 6 + 2 =	Go on a heart hunt looking for objects in nature that are shaped like hearts.	Lay on your back and do some cloud watching. What pictures do you see in the clouds?	Find an object outdoors and make up a story about it. Begin with 'Once upon a time.'
Find a puddle. Use it to test objects to see if they float or sink.	Bring a ruler or measuring tape outdoors and measure objects in your yard.	Write your sight words using a stick in the dirt or with sidewalk chalk.	Take an egg carton collection walk and fill each egg cup with a cool natural treasure.	'Paint' things with water and a paintbrush. Which objects absorb the water better?
Move like an animal in each location: North: jump South: crawl East: slither West: fly	Choose a letter of the alphabet. Find 5 things outdoors that begin with that letter.	Find some rocks and try to stack them. How many can you stack before they fall?	Count the number of windows on your house. Is it an odd even number?	Create an obstacle course using balls, hoops, benches, logs, pool noodles, boards, etc.
Collect sticks and use them to create an outdoor maze.	Collect 10 objects from your backyard. Sort them by color, shape, and size.	Create your name using things you find in your backyard such as sticks and leaves.	Look for shadows on your driveway and trace them with sidewalk chalk.	Hunt for sticks and arrange them in order from shortest to longest.
Read a story outdoors.	Find objects outdoors that are smaller, larger and the same size as your hand.	Bring playdough outdoors and use it to make imprints of bark, leaves, and rocks.	Hunt for shapes in nature. Can you find a circle, square, triangle, and rectangle?	Play a game of I Spy.

©Jackie Clarke Roots & Wings

Outdoor Gross Motor Activities

- Make a hopscotch course with chalk. Stick to the classic pattern or get creative! Different colors might mean right foot, left foot, jump with your eyes closed, switch directions, jump backwards, etc.
- Use chalk to make an obstacle course for bikes, scooters, etc.
- When you're done with your chalk, use a hose or a spray bottle and rag to wash it away. Either method will require some core work!
- Set up empty milk cartons or cereal boxes and use them as bowling pins or targets to throw/kick/roll a ball to.
- Set up targets on the ground (paper plates, hula hoops, frisbees, etc.) and have a contest to see who can toss a bean bag the closest to each target. Tip: make your own bean bags by filling a sandwich/snack-size plastic bag with rice or beans! Tape the top closed for extra security.
- Create an easy scavenger hunt and take a walk around a park, the beach, your neighborhood, etc. and see how many items you can find.
- Use a paint brush and bucket of water to "paint" the sidewalk, the house, any surface that will change color once wet!
- Water balloon toss to targets, or have a water balloon fight! Another fun game is trying to balance your water balloon on a spoon, and try not to drop it while walking to another location.
- Take a trip to a playground!
- See how many natural balance beams you can find! Curbs or cracks in pavement, or create your own with blocks or books.
- Practice your animal walks through the grass, or under the sprinkler! Download a full list of animal walks for free from: https://www.teacherspayteachers.com/Store/Pediatricphysicaltherapy
- At the pool:
  - Toss a hula hoop into the water and try to jump into it. Each time, toss it out a little further.
  - Push a beach ball from one end to the other, make it a race!
  - Inflate a balloon and toss it up, see how long you can keep it in the air without touching the water.