



Sweetwater County School District #1

Eastside Elementary



Home of the Eagles


Rock Springs, Wyoming


Tina Searle, Principal


2018-2019



PLAN SIGNATURES


SCSD#1 Superintendent


SCSD#1 Board Chairman


WAEA SCSD#1 School Improvement Representative

School Improvement Steering Committee Signatures

Tina Searle

Principal

Ashley Wells

Community Member

Gretchen Graham

Parent

Tonja Vessels

Teacher

Kendyl Chandler

Teacher

Elizabeth Bramwell

Teacher

State Accountability Report

District Name: Sweetwater #1

School Name: Eastside Elementary

Grades Served: 5-6

Enrollment: 462

WAEA School Performance Rating = Not Meeting Expectations

WAEA Weighted Average Indicator Score = 1.0 (Cut Scores = 1.4 ; 1.8 ; 2.6)

ESSA School Identification = Identified

Comprehensive Support and Improvement =

Targeted Support and Improvement = IEP

Additional Targeted Support and Improvement =

Overall School Performance on Indicators

Only students enrolled for a full academic year (FAY) are included (FAY is from first school day in October to midpoint in test window)

Indicator	WAEA Target Level	ESSA Norm Category	Description
Growth	Below Target	Below Average	WAEA: The mean student growth percentile (MGP) in reading and math combined for all students in grades four through eight as measured from prior year PAWS to current year WY-TOPP.
			ESSA: The mean student growth percentile (MGP) in ELA and math combined for all students grades four through ten.
Equity	Below Target	Below Average	The weighted mean student growth percentile (MGP) with MGP of students who scored in the bottom 25% of students on the prior year test weighted at 80% and the MGP of the remaining students weighted at 20%.
Achievement*	Below Target	Below Average	WAEA: The percent proficient or above on the state test in English language arts, mathematics, and science.
			ESSA: The percent proficient or above on the state test in English language arts and mathematics.
ELP	Below Target	Below Average	The percent of English learners who met their annual progress goal for English language proficiency.

* A school's achievement score may be lowered if the school does not meet the 95% participation rate requirement

FAY School Participation Rate Status WAEA: **Met**

FAY School Participation Rate Status ESSA: **Met**

Statewide Assessment Participation Rate Status WAEA: **Met**

Statewide Assessment Participation Rate Status ESSA: **Met**

Needs Assessment

1. Based on the state accountability report, which area (growth, equity, achievement, graduation rate, participation rate) is the lowest for your school?

Eastside Elementary shows its lowest area is achievement. Our school's achievement was 42% in WAEA and 41% in ESSA; according to the accountability report, 52% and 47% is needed to meet expectations.

2. What other data sources could give you more information about this area of need? What is that additional data telling you needs the most attention?

We continue to utilize modular assessments in WY-TOPP to gain information on our students. We continue to also utilize common formative assessments and exit tickets based on our district adopted curriculum map. Data teams are conducted in all four PLC teams regularly.

Our staff believes in serving the whole child through social/emotional/educational support on a daily basis. We utilize behavior data, attendance, and academic data to improve educational achievement.

3. Based on the state accountability report, which area (growth, equity, achievement, participation rate) is the second lowest for your school?

Our second lowest area on the accountability report is equity. The biggest areas of concern where we see our largest achievement gaps are in the EL and SPED subgroups.

4. What other data sources could give you more information about this area of need? What is that additional data telling you needs the most attention?

At Eastside we continue to disaggregate WY-TOPP, DIBELS, and common formative assessment data. We need to focus on closing the achievement gaps for EL and IEP groups, as they are greatly behind the other subgroups.

5. Below are two goal templates, please write one SMART goal around question #1 and one SMART goal around question #3.

6. Please complete the action plan below detailing the steps you will take to meet that goal throughout the year and the artifacts you will gather to show completion of the steps. Action plans steps should consider: curriculum needs, instructional practices, assessments, interventions, and staff development needs.

7. Please note that the plan will evolve as steps are completed and new action steps are in order. Please reconvene your steering team monthly to update future action items.

GOAL #1: Achievement: Increase student achievement for reading and math on the State Accountability Report from 42% to 52% within the 2018-2019 school year.

Milestone: Identified subgroups EL and IEP

Increase student achievement in EL from 19% to 29% within the 2018-19 school year.

Increase student achievement in IEP subgroup from 11.3% to 21.3% within the 2018-19 school year.

GOAL #2: Growth: Increase growth for reading and math on the State Accountability Report from 45% to 48% within the 2018-19 school year.

Timeline	Action Steps	Was this action step in place in 2017-2018?	Evidence of Completion
2018-19 school year	Co-taught instruction in Language Arts and Mathematics in 5th and 6th grades	Yes	Lesson plans/PLC meeting minutes
2018-19 school year	PLC/Data teams meet 100 minutes every 7 school days	Yes	PLC meeting minutes
2018-19 school year	Eureka math in full implementation in 5 th and 6 th grade	Yes	PLC data teams meeting minutes, lesson plans
2018-19 school year	Implementation of ReadyGen (5 th) and Springboard (6 th) language arts instruction	Yes	PLC data charts, lesson plans
2018-19 school year	Parent/Teacher Conferences	Yes	Calendar, SchoolWay, district website, Facebook
2018-19 school year	Extended Day groups are held weekly to support academic, social/ emotional achievement	Yes	ILP's, progress reports

2018-19 school year	Professional development for grade level instructional planning (half days)	Yes	Agenda
2018-19 school year	EL teacher utilizes WIDA Consortium standards to increase language acquisition	Yes	Lesson Plans
2018-19 school year	EL Family Nights	Yes	Flyer, SchoolWay
2018-19 school year	PLC at Work coaching through WDE	No	Meeting minutes, video conference call notes, needs assessment
2018-19 school year	SWIS	Yes	SWIS reports, AMP agendas
2018-19 school year	Second Step Program - PBIS support	Yes	Curriculum, lesson plans, scheduling
2018-19 school year	Student Ambassadors	Yes	Community and School Driven Projects
2018-19 school year	PBIS Quarter Assemblies	Yes	Assembly, Community Building Activities
2018-19 school year	Advocacy Groups - PBIS support	Yes	Lesson plans, adjusted schedule, rosters
2018-19 school year	Watch DOGS - PBIS support	No	Training agenda, flyers, Facebook, survey results, posters
2018-19 school year	Peer Mentoring Program - PBIS support	No	Training agenda, mentoring training PowerPoint, targeted agenda
2018-2019 (quarterly)	Central Administration Representative will Quarterly Monitor	No	Minutes with Central Administrative Representative
Fall 2018	Back-to-School Open House	Yes	Flyer, SchoolWay, Facebook
Fall 2018 Winter 2019	Easing into Eastside (Incoming 5 th Grade students)	Yes	Flyer, agenda, purpose communicated via email
Fall 2018	Digital Citizenship Family Night	Yes	Flyer, SchoolWay, Facebook
Winter/Spring 2018-19	Book Study- <u>Transforming</u>	No	Staff meeting minutes, staff

	<u>School Culture</u>		presentations
Winter 2018	WDE Data Retreat	Yes	Meeting minutes/ Google planning and notes forms/ survey, SIP
Winter 2018	Athletes for Literacy	Yes	Schedule
Winter 2019	Dr. Seuss Literacy Family Night	Yes	Flyer, Schoolway
Winter 2019	Great Kindness Challenge - PBIS support for all stakeholders	Yes	Flyer
Spring 2019	Family Math Night	Yes	Flyer, Schoolway
Spring 2019	6th Grade Science Fair	Yes	Student Projects, flyer, SchoolWay, Facebook
Spring 2019	5th Grade Landmark Projects	Yes	Student Projects, flyer, SchoolWay, Facebook